B WING

PREVIOUSLY SANCTIONED NO CC -3389/11 DATED : 23/12/2011
PREVIOUSLY SANCTIONED NO CC -0146/13 DATED : 15/04/2013
PREVIOUSLY SANCTIONED NO CC -1523/14 DATED : 06/08/2014
PREVIOUSLY SANCTIONED NO. CC -3432/18 DATED : 02/02/2019
PREVIOUSLY SANCTIONED NO. CC -1405/19 DATED : 20/09/2019

PUNE MUNICIPAL CORPORATION BUILDING CONTROL DEPARTMENT APPROVED PUNE

Revised
APPROVED SUBJECT TO CONDITION
APPROVED UNDER COMMENCEMENT
CERTIFICATE NO. 1415/20
DATE 15/12/2020
Building Inspector Deputy Engineer
Building Development Department
Zone No. P.M.C

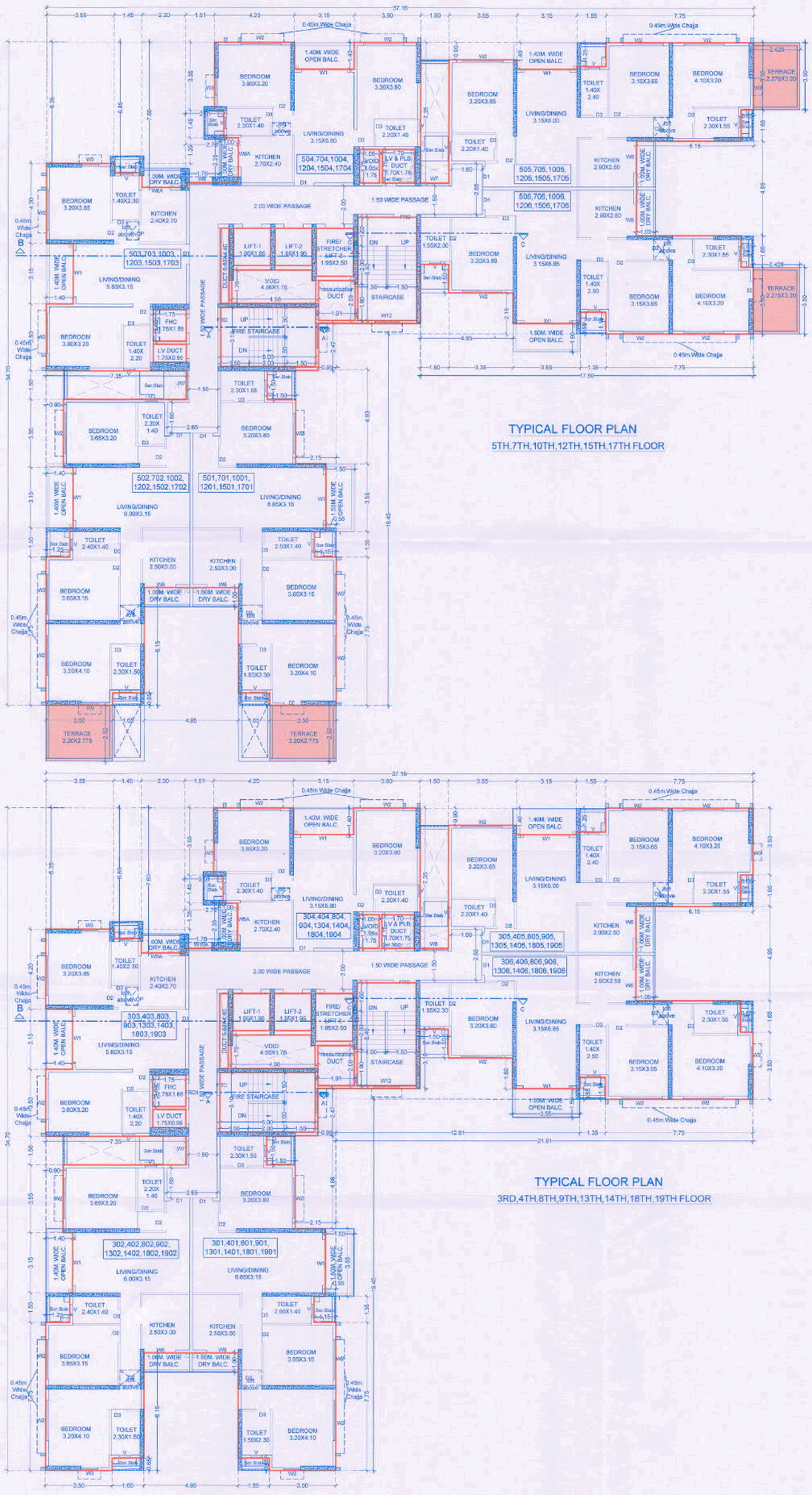

TYPICAL FLOOR PLAN
5TH,7TH,10TH,12TH,15TH,17TH FLOOR

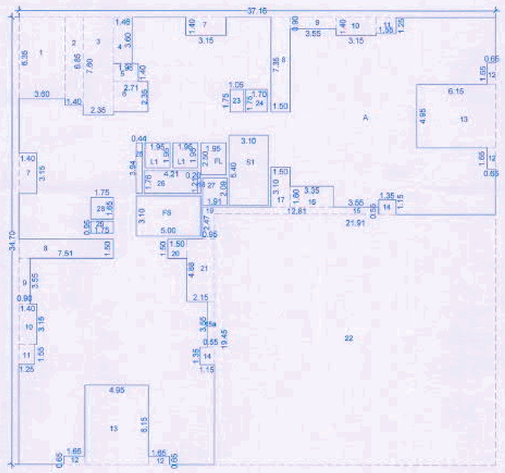

TYPICAL FLOOR AREA KEY PLAN
2ND TO 5TH,7TH TO 10TH, 12TH TO 15TH, 17TH TO 19TH FLOOR

AREA CALCULATION

2ND TO 5TH,7TH TO 10TH, 12TH TO 15TH, 17TH TO 19TH FLOOR

A	37.16	X	34.70	X	1	=	1289.45

STANDARD DEDUCTION

1	3.60	X	6.35	X	1	=	22.86
2	1.400	X	6.85	X	1	=	9.59
3	2.350	X	7.60	X	1	=	17.86
4	1.460	X	3.60	X	1	=	5.26
5	1.960	X	1.40	X	1	=	2.74
6	2.71	X	2.35	X	1	=	6.37
7	3.15	X	1.40	X	2	=	8.82
8	1.50	X	7.35	X	2	=	22.05
9	3.55	X	0.90	X	2	=	6.39
10	3.15	X	1.40	X	2	=	8.82
11	1.55	X	1.25	X	2	=	3.88
12	0.85	X	1.65	X	4	=	4.29
13	6.15	X	4.95	X	2	=	60.86
14	1.35	X	1.15	X	2	=	3.10
15	12.91	X	0.55	X	1	=	7.05
15a	0.55	X	3.55	X	1	=	1.95
16	3.35	X	1.60	X	1	=	5.36
17	1.50	X	3.10	X	1	=	4.65
18	0.20	X	1.21	X	1	=	0.24
19	0.95	X	2.47	X	1	=	2.35
20	1.50	X	1.50	X	1	=	2.25
21	2.15	X	4.88	X	1	=	10.49
22	21.91	X	19.45	X	1	=	426.15
23	1.05	X	1.75	X	1	=	1.84
24	1.70	X	1.75	X	1	=	2.98
25	0.44	X	3.94	X	1	=	1.73
26	4.21	X	1.76	X	1	=	7.41
27	1.91	X	2.09	X	1	=	3.99
28	1.750	X	1.65	X	1	=	2.89
29	1.750	X	0.95	X	1	=	1.66
FS	5.00	X	3.10	X	1	=	15.50
L1	1.95	X	1.95	X	2	=	7.61
FL	1.95	X	2.50	X	1	=	4.88
TOTAL						=	693.88
GROSS AREA		1289.45	-	693.88		=	595.57

STAIRCASE DEDUCTION

S1	3.10	X	5.40	X	1	=	16.74
TOTAL						=	16.74
NET AREA		595.57	-	16.74		=	578.83

TYPICAL FLOOR PLAN
3RD,4TH,8TH,9TH,13TH,14TH,18TH,19TH FLOOR

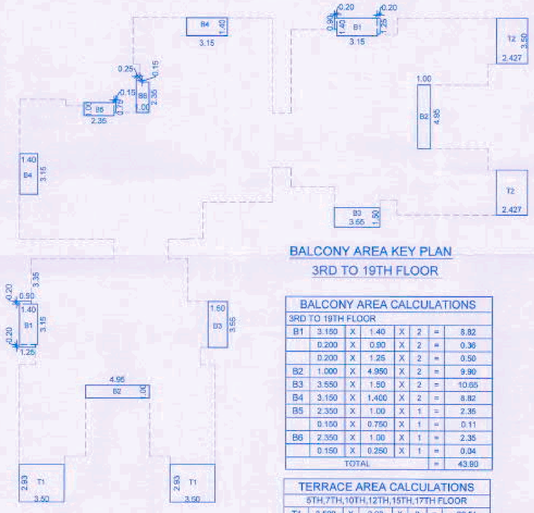

BALCONY AREA KEY PLAN
3RD TO 19TH FLOOR

BALCONY AREA CALCULATIONS

3RD TO 19TH FLOOR

B1	3.150	X	1.40	X	2	=	8.82
	0.200	X	0.90	X	2	=	0.36
	0.200	X	1.25	X	2	=	0.50
B2	1.000	X	4.950	X	2	=	9.90
B3	3.550	X	1.50	X	2	=	10.65
B4	3.150	X	1.400	X	2	=	8.82
B5	2.350	X	1.00	X	1	=	2.35
	0.150	X	0.750	X	1	=	0.11
B6	2.350	X	1.00	X	1	=	2.35
	0.150	X	0.250	X	1	=	0.04
TOTAL						=	43.80

TERRACE AREA CALCULATIONS

5TH,7TH,10TH,12TH,15TH,17TH FLOOR

T1	3.500	X	2.93	X	2	=	20.51
T2	2.427	X	3.50	X	2	=	16.99
TOTAL						=	37.50

SCHDULE OF OPENING

DOOR NO	DOOR SIZE	WINDOW NO	WINDOW SIZE
FD	2.10 X 2.15	W1	2.40 X 2.25
FD1	1.80 X 2.15	W2	2.10 X 1.95
D1	1.05 X 2.25	W3	0.90 X 1.25
D2	0.90 X 2.25	W4	2.10 X 2.25
D3	0.75 X 2.25	W5	1.65 X 1.25
D4	0.90 X 1.80	W6	1.85 X 2.25
D5	1.05 X 2.25	W6A	1.50 X 2.25
D6	1.50 X 2.40	W7	1.225 X 2.25
FRD1	1.20 X 2.25	W8	1.50 X 1.05
FRD2	0.90 X 2.25	W9	1.56 X 1.05
FRD3	0.75 X 2.25	W10A	1.21 X 1.05
FRD4	0.75 X 1.35	W11	2.10 X 1.05
FRD5	0.70 X 1.80	W12	1.30 X 1.05
		W12A	1.53 X 1.05
		W13	2.00 X 1.25
		W14	0.75 X 1.95
		W15	1.15 X 1.95
		V	0.60 X 0.90
		V1	1.20 X 0.90
		V2	1.30 X 0.725
		V3	0.75 X 0.725
		V4	1.53 X 0.725

This drawing is the property and copyright of Laxman Thite Architect. It shall not be copied or reproduced by any manner whatsoever nor sold and/or lent and/or kept for hire and/or in any manner commercially exploited without the written consent of Laxman Thite Architect. Any violation of this condition will be subject to legal action and claim for damages. Any discrepancy in the drawing should be brought to the notice of the Architect before proceeding with the work. Figured dimensions are to be taken in preference to scaled dimensions. Do not scale drawing. Drawing is not to be used for construction purpose unless signed by the Architect. Contractor shall verify all dimensions on site before commencing work or preparing shop drawings. Any discrepancy in the drawings must be brought to the notice of the Architect before commencing work or preparing shop drawings. Contractor shall be responsible for any deviations commencing work or executing shop drawings without verification. Contractor shall be responsible for all temporary supports, scaffolding, shuttering, safety measures and other arrangements which may be necessary during construction. Contractor shall be responsible for setting out of the work and shall be responsible for its correctness. Contractor shall be responsible for the quality of materials used and workmanship. The Architect shall not be responsible for any deviation executed by the contractor without permission. Contractor shall be responsible for all work executed by him and for any defects that may appear within one year after completion of the work due to bad workmanship or materials. Contractor shall be responsible for any damage caused to the adjacent property during the execution of the work. Contractor shall be responsible for all the statutory permissions and clearances. Contractor shall be responsible for the safety of the workmen employed by him. The Architect shall not be responsible for any accident occurring due to non-observance of safety norms by the contractor. Contractor shall be responsible for the safety of the workmen employed by him. The Architect shall not be responsible for any accident occurring due to non-observance of safety norms by the contractor. Contractor shall be responsible for the safety of the workmen employed by him. The Architect shall not be responsible for any accident occurring due to non-observance of safety norms by the contractor.

LAND OWNER (AS PER 7/12 OR P.R.C.)

FOR M/S SUKHAWANI REALTY
MR. HIRANAND GHANSHYAM SUKHWANI AND OTHERS

POWER OF ATTORNEY HOLDER

FOR M/S SUPREME PALATIAL DEVELOPERS LLP
MR. VISHAL S.JUMANI.

CLIENT/FIRM'S NAME

M/S SUPREME PALATIAL DEVELOPERS LLP

CONTENTS

Floor Plans, Area Calculation

PROJECT (REVISED PROPOSAL)

PROPOSED LAYOUT OF BUILDING AT OLD S .No 19/3+19/1A/13,21/1+21/2+ 21/3+21/4+21/5 NEW S. No S.NO.19/21/P. No A.19/21/ P. No C, 19/1A/13, 21/3,21/5 BANER, PUNE.

REVISION	DEALT	DATE
R1 CHANGE IN DESIGN	SUDHIR	26.07.2019
R2V3 T.D.R. CANCELLED	LAXMAN S	03.04.2019
R2V4 CHANGE IN DESIGN	SUDHIR	20.08.2019
R3 CHANGES AS PER WD	SHARMILA	11.07.2020
R4 CHANGES AS PER DESIGN ARCHITECT	SHARMILA	03.09.2020

SIGN., ADDRESS OF THE OWNER-S/POWER OF ATTORNEY HOLDER/S

This municipal drawing is prepared from the instructions, information, specifications, papers and legal documents etc. given by me/us and the authenticity and validity of the same is my/our responsibility. I/we the undersigned, the owner-s and/or power of attorney holder-s have read & studied all the documents, forms and all the drawings along with documents for submission and thoy are as per my/our instructions & information given to the Licensed Ar./.

Name/s: Mr. Vishal S. Jumani Sign
M/S Supreme Palatial Developers LLP.
Address: A 401, Supreme Square, D.P.Road, Near Parihar Chowk, Aundh, Pune 411 007

Name/s: Mr. Hiranand G. Sukhwani (Owner) Sign
M/S Sukhawani Realty

LIAISONING ARCHITECT	ARCHITECT		
for LAXMAN THITE ARCHITECT CA/79/4894	ARCHITECT RUSHIKESH.H ARCHITECTS PLANNERS INTERIORS	Job no.	1499
15, SHIVAJINAGAR, PUNE-5 TEL. : 25536714/25536109 FAX : 25539650 Email: archlaxman@gmail.com	AAR-PUR CENTRE, SURVEY NO.71/1+2+3, OPP.D-MART, COMPOUND, V.I.P. ROAD, KESNAND (WAGHOLI), PHASE-II, MCC, AND ROD-CACCT, MAHARASHTRA TEL. : 9970 3535, 2697 4444 / FAX : 2693 4442 Email: archrdarch@rediffmail.com / archrdarch@gmail.com Website: www.architects-pathakh.com	Drg. no.	M-2
		Scale	1:100
		Rev. no.	R-0
		Date	21/08/18
		Deslt	SUDHIR
			Checked
			MRP

Z:\JOBS\1499\MD\R0\R5V1\R5 B WING.dwg