

FRONT ELEVATION
(SCALE 1:100)

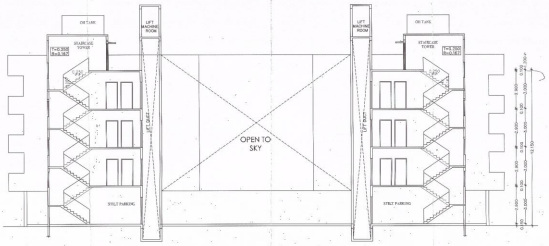

SECTION AA
(SCALE 1:100)

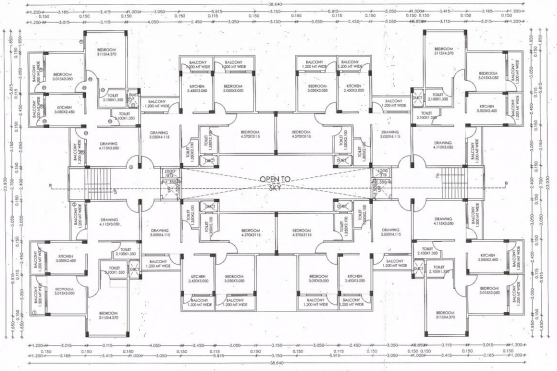

FIRST TO THIRD FLOOR PLAN (MIG BLOCK)
(TYPICAL FLOOR)
(SCALE 1:100)

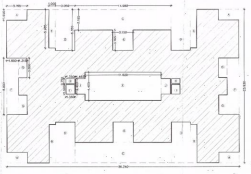

B/UP PLAN ON FIRST TO THIRD FLOOR PLAN
(TYPICAL FLOOR)
(SCALE 1:200)

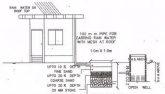

FOR RECHARGING OPEN WELLS

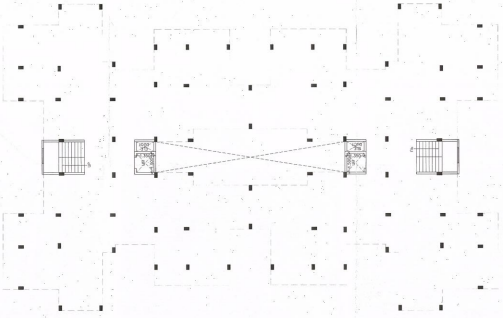

GROUND FLOOR PLAN (MIG BLOCK)
(SCALE 1:100)

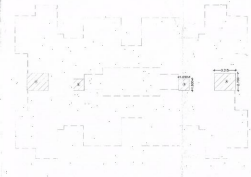

B/UP PLAN ON GROUND FLOOR PLAN
(SCALE 1:200)

PROPOSED BUILDING CONSTRUCTION OF "EWS 168 T/S MIG 24 T/S 20 SHOPS & 10 OFFICE CHAMBERS" AT SITE NO 124, DATALA NEW CHANDRAPUR THA. & DIST. CHANDRAPUR.

BELONGING TO,
MAHARASHTRA HOUSING AND AREA DEVELOPMENT AUTHORITY,NAGPUR.

NOTE : -

This drawing is a copyright part property of Architects and is not to be reproduced, copied or used in any manner or for any purpose other than for which it is headed.
All dimensions shall be counter checked on the site prior to commencement of work.
If Written dimensions shall be followed prior to commencement of work.
Any change required shall be confirmed from the Architects.
This drawing shall be read in conjunction with other pertinent drawings.
If there is any discrepancy shall be referred to the Architects.

CAUTION : -

If While every attempt has been made in the preparation of this drawing to avoid mistakes the maker cannot Guarantee against human error.The contractor on the job must check all dimensions and other details and be responsible for the same.

B/UP AREA STATEMENT
MIG BUILDING

B/UP AREA STATEMENT = GROUND FLOOR

ADDITION		
1. 3.300 X 3.315 X 2	=	17.901 SQ M
2. 1.650 X 1.800 X 2	=	5.940 SQ M
TOTAL B/UP AREA	=	23.841 SQ M

B/UP AREA STATEMENT = 1ST TO 3RD (TYPICAL FLOOR)

ADDITION		
39.240 X 23.930	=	867.333 SQ M
DEDUCTION		
A. 3.185 X 1.650 X 4	=	20.899 SQ M
B. 1.000 X 5.956 X 1	=	5.956 SQ M
C. 1.000 X 8.956 X 1	=	8.956 SQ M
D. 3.050 X 8.200 X 1	=	25.010 SQ M
E. 3.150 X 3.185 X 2	=	19.938 SQ M
F. 3.150 X 1.650 X 2	=	10.395 SQ M
G. 1.200 X 5.000 X 4	=	24.000 SQ M
H. 1.200 X 5.750 X 2	=	13.800 SQ M
I. 1.200 X 2.900 X 1	=	3.480 SQ M
J. 1.965 X 3.400 X 1	=	7.052 SQ M
K. 11.820 X 4.200	=	49.644 SQ M
TOTAL	=	348.477 SQ M
B/UP AREA 1ST FLOOR	=	518.863 SQ M
B/UP AREA 2ND FLOOR	=	518.863 SQ M
B/UP AREA 3RD FLOOR	=	518.863 SQ M

BALCONY AREA STATEMENT

BALCONY AREA STATEMENT = 1ST FLOOR

PERMISSIBLE BALCONY AREA 20% (W.S.)	=	59.784 SQ M
3. 5.000 X 1.000 X 8	=	29.280 SQ M
TOTAL	=	80.064 SQ M
EXCESS BALCONY AREA (SAME AS 1ST FL)=		34.178 SQ M
BALCONY AREA 2ND FLOOR (SAME AS 1ST FL)=		34.178 SQ M
BALCONY AREA 3RD FLOOR (SAME AS 1ST FL)=		34.178 SQ M

PURPOSE OF ISSUE-SUBMISSION DWG

DATE	REV (NO)	DESCRIPTION	NO OF COPIES	TO WHOM

ARCH & PLANNER | DY. ENGINEER

EX. ENGINEER | CHIEF OFFICER

ARCHITECT'S SIGN

CONTACT
M. 9823206440, 9822228824

by SHIMAL GADGIRI
CA/2003/39690 | CA/2005/55529
SINALSHRI ARCHITECTS & CONSULTANTS
2nd Floor, Gowda Ambedkar Road, Ram Nagar, Nagpur - 440033

PROJECT ARCHITECT:	Ar. Shrikrang Gadgire
DRN BY:	Mr. Manish Gedare
CHK BY:	Ar. Shrikrang Gadgire

REGISTRATION NO.

Ar. Shirish Gadgire	CA/2003/39690
Ar. Shrikrang Gadgire	CA/2005/55529

SINALSHRI architects & consultants
ARCHITECTURE+INTERIORS+LANDSCAPES+SURVEY+ PROJECTS...(P/3290/R2/JUN/14)
Email : sr.sa@rediffmail.com
Website : www.sinalshriarchitects.com

OFFICE OF ORIGIN/LOCATION	JOB NO	DRAWN	SCALE 1:100, 1:200
DATE: 05.12.16	REVISED DWG NO		

SHEET TITLE: PLANS, ELEVATION & SECTION (MIG BUILDING)

SHEET NO.

SHEET NO 3/4