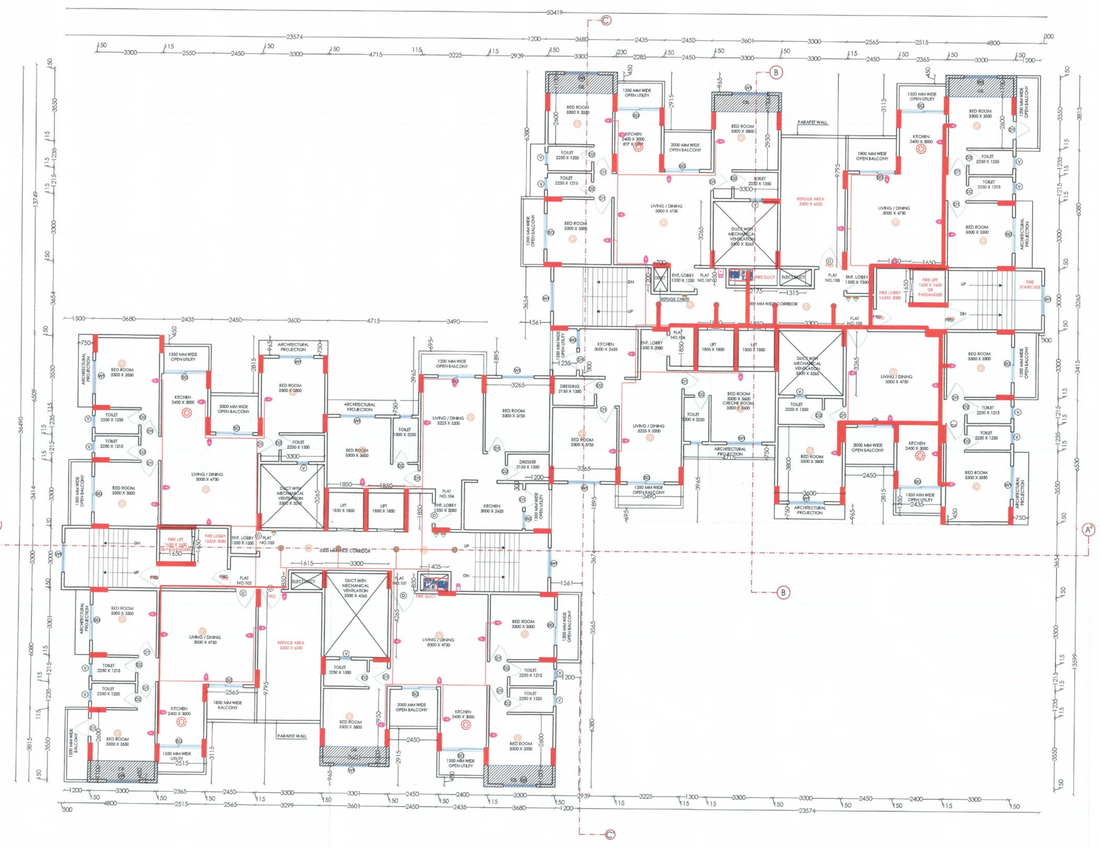
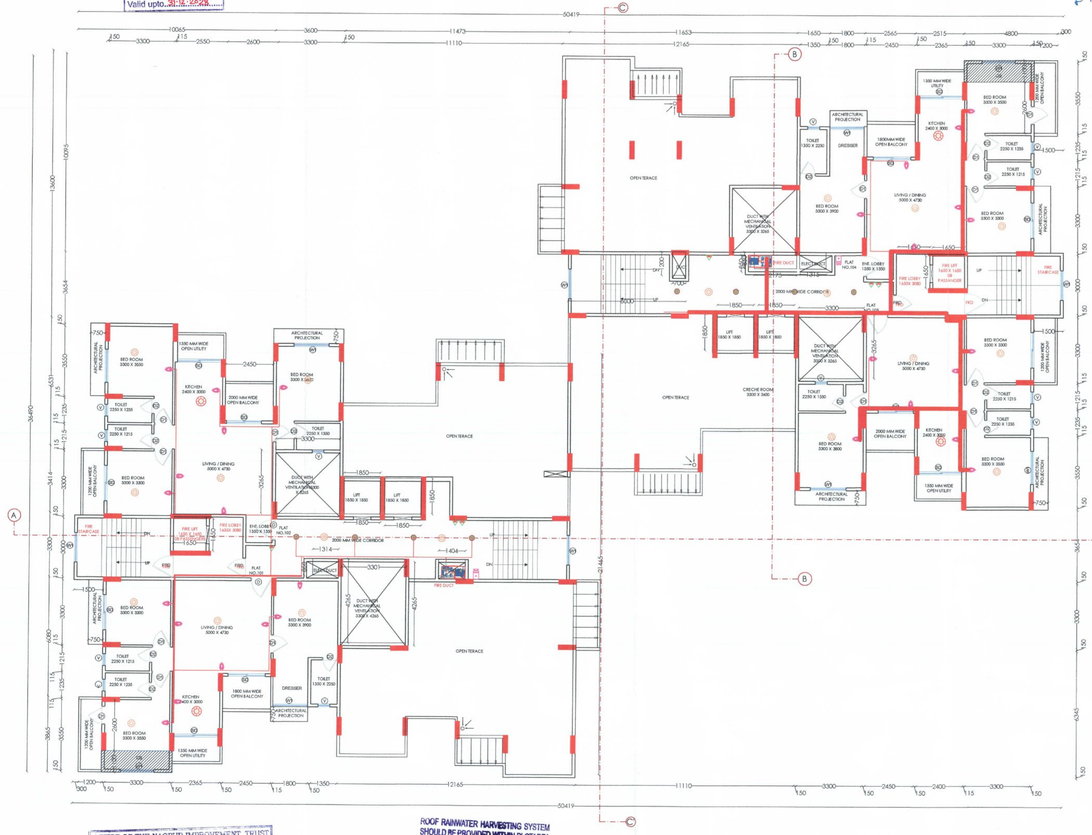
NIT
L.S. No.... 214/2
Serial No.... ---
Valid upto 31.12.2025

Tentatively Approved
For Fire N.O.C. Only
Building Engineer(North)
Nagpur Improvement Trust



TYPICAL 8TH & 13TH
FLOOR PLAN (SCALE =1:100)



PROPOSED 18th FLOOR PLAN
(SCALE =1:100)

OFFICE OF THE NAGPUR IMPROVEMENT TRUST
Building Permit No. BP(W)/ 66/NO. 2326362
Dated No. / 2023011244
SANCTIONED
12.25 Building Engineer
Nagpur Improvement Trust

ROOF RAINWATER HARVESTING SYSTEM
SHOULD BE PROVIDED WITHIN PLOTAREA

LEGEND:-

	SINGLE HEADED HYDRANT VALVE
	HOSE BOX WITH CANVAS CONNECTION
	MCP/SP MANUAL CALL POINT
	ELECTRIC HOOTER
	2C X 1.5 SQ.MM. ARMOURED SIGNAL LOOP CABLE
	PENDENT SPRINKLER
	FIRE ALARM CONTROL PANEL
	FIRE SWITCH
	AUTOMATIC AIR RELIEF VALVE (ARV)
	4.5 KG. CO2 FIRE EXTINGUISHER
	6 KG. ABC FIRE EXTINGUISHER
	Hydrant/ Sprinkler Pipe Line
	Side Wall Sprinkler
	150/100mm dia CI PIPING For Sprinkler and HY.
	Heat Detector
	Manual Call Point and Hooter
	Mechanical Extractor
	UPRIGHT SPRINKLER
	SMOKE DETECTOR
	ZONE CONTROL VALVE
	JET FAN

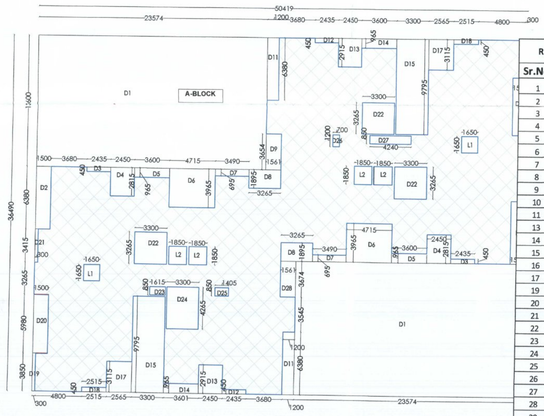
First Aid Hose Reel of 30 mtr Length 100mm Dia Drain Pipes

Emergency Landing Valve with 2Nos.RRL Hose of 15mtr.length and short branch pipe of 150mm Dia Wet Rise From Under Ground Tank Of 200KL Connected through Pumps

150mm Dia Sprinkler Riser From Under Ground Tank Of 200KL Connected through Pumps

First Aid Hose Reel Drum

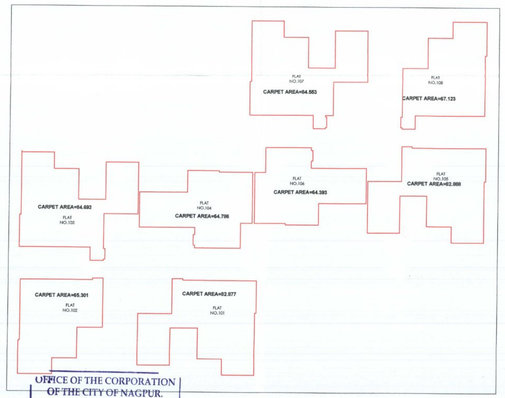
Fire Solution — Stamp/Sign.
Ashish Dhanorkar
Nagpur, 2nd Floor
Ashish Enginners
Siddeshwari Mansewala,
Nagpur-24
Mob.- 9423925643 / 8087776551



TYPICAL 8TH & 13TH
FLOOR BLOCK PLAN
(SCALE =1:200)

RESIDENTIAL BUILT UP AREA OF TYPICAL 8TH & 13TH FLOOR (P-LINE)

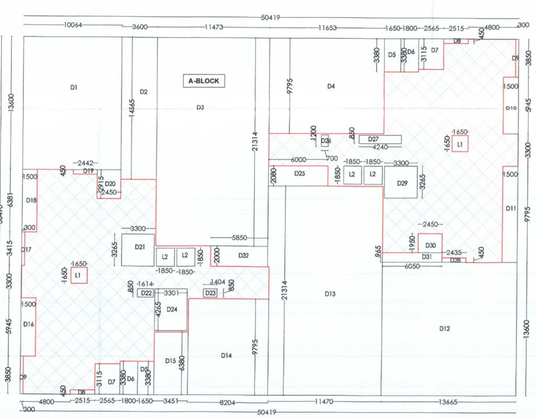
Sr.No.	Polygon	NO.		Dimensions			Area
1	A-Block	1	X	50.419	X	36.490	1839.789
2	Deduction						
3	D1	2	X	23.574	X	13.600	641.213
4	D2	2	X	1.500	X	6.380	19.140
5	D3	2	X	2.435	X	0.450	2.192
6	D4	2	X	2.450	X	2.815	13.794
7	D5	2	X	3.600	X	0.965	6.948
8	D6	2	X	4.715	X	3.965	37.389
9	D7	2	X	3.490	X	0.695	4.851
10	D8	2	X	3.265	X	1.895	12.374
11	D9	1	X	1.561	X	3.654	5.704
13	D11	2	X	1.200	X	6.380	15.312
14	D12	2	X	2.435	X	0.450	2.192
15	D13	2	X	2.450	X	2.915	14.284
16	D14	2	X	3.600	X	0.965	6.948
17	D15	2	X	3.300	X	9.795	64.647
19	D17	2	X	2.565	X	3.115	15.980
20	D18	2	X	2.515	X	0.450	2.264
21	D19	2	X	0.300	X	3.850	2.310
22	D20	2	X	1.500	X	5.980	17.940
23	D21	2	X	0.300	X	3.415	2.049
24	D22	3	X	3.300	X	3.265	32.324
25	D23	1	X	1.615	X	0.850	1.373
26	D24	1	X	3.300	X	4.265	14.075
27	D25	1	X	1.405	X	0.800	1.124
28	D26	1	X	0.700	X	1.200	0.840
29	D27	1	X	4.240	X	0.850	3.604
30	D28	1	X	1.561	X	3.674	5.735
31	L1	2	X	1.650	X	1.650	5.445
32	L2	4	X	1.850	X	1.850	13.690
33	Total Deduction						965.811
	Total (1-33)						873.978



OFFICE OF THE CORPORATION
OF THE CITY OF NAGPUR.
(FIRE SERVICE)
No Objection Certificate hereby issued by Fire Service Deptt. for the proposed constructions.
The scope of this approval is Restricted to Fire Protection arrangements only.
Please See conditions mentioned
to. P.S. in N.O.C. Certificate
No. G. A. / S18 /F.B.dated 19/07/2023
Asst 24/7/23
Fire Service N.M.C. Nagpur

8TH AND 13TH FLOOR
CARPET AREA BLOCK
PLAN

Dy. Chief Fire Officer
Fire & Emergency Services
N.M.C. Nagpur



18th FLOOR BLOCK PLAN
(SCALE =1:200)

RESIDENTIAL BUILT UP AREA OF TYPICAL 18TH FLOOR (P-LINE)

Sr.No.	Polygon	NO.		Dimensions			Area
1	A-Block	1	X	50.419	X	36.490	1839.789
2	Deduction						
3	D1	1	X	10.064	X	13.600	136.870
4	D2	1	X	3.600	X	14.565	52.434
5	D3	1	X	11.473	X	21.314	244.536
6	D4	1	X	11.653	X	9.795	114.141
7	D5	2	X	1.650	X	3.380	11.154
8	D6	2	X	1.800	X	3.380	12.168
9	D7	2	X	2.565	X	3.115	15.980
10	D8	2	X	2.515	X	0.450	2.264
11	D9	2	X	0.300	X	3.850	2.310
12	D10	1	X	1.500	X	5.945	8.918
13	D11	1	X	1.500	X	9.795	14.693
14	D12	1	X	13.665	X	13.600	185.844
15	D13	1	X	11.470	X	21.314	244.472
16	D14	1	X	8.204	X	9.795	80.358
17	D15	1	X	3.451	X	6.380	22.017
18	D16	1	X	1.500	X	5.945	8.918
19	D17	1	X	0.300	X	3.415	1.025
20	D18	1	X	1.500	X	6.381	9.572
21	D19	1	X	2.442	X	0.450	1.099
22	D20	1	X	2.450	X	2.915	7.142
23	D21	1	X	3.300	X	3.265	10.775
24	D22	1	X	1.614	X	0.850	1.372
25	D23	1	X	1.404	X	0.850	1.193
26	D24	1	X	3.301	X	4.265	14.079
27	D25	1	X	6.000	X	2.080	12.480
28	D26	1	X	0.700	X	1.200	0.840
29	D27	1	X	4.240	X	0.850	3.604
30	D28	1	X	2.435	X	0.450	1.096
31	D29	1	X	3.300	X	3.265	10.775
32	D30	1	X	2.450	X	1.950	4.778
33	D31	1	X	6.050	X	0.965	5.838
34	D32	1	X	5.850	X	2.000	11.700
35	L1	2	X	1.650	X	1.650	5.445
36	L2	4	X	1.850	X	1.850	13.690
37	Total Deduction						1273.575
	Total (1-37)						566.214

PLAN SHOWING PROPOSED CONSTRUCTION FOR MULTI FAMILY RESIDENTIAL DWELLING UNIT ON **PLOT NO.01**,KH. NO. 209 PH NO. 11
MOUZA -NARA, TAH-DIST- NAGPUR.

BELONGS TO :-
1) SHRI JAGDISH HARIPALDAS MIHANI
2) SHRI SANJAY HARPALDAS MIHANI
3) SHRI SUNIL HARPALDAS MIHANI
4) SHRI ANIL KISANDAS NAGWANI

SCHEDULE OF OPENINGS

CODE	SIZE	SILL LVL	LTL LVL	REMARKS
W1	1800 x 1200	900	2100	TW.GLAZED WINDOW
W2	1200 x 1200	900	2100	TW.GLAZED WINDOW
D	1065 x 2100	-------	2100	T.W. DOOR
D1	1950 x 2100	-------	2100	T.W. DOOR
D2	750 x 2100	-------	2100	T.W. DOOR
SD	1800 x 2100	-------	2100	SLIDING DOOR
FRD	1200 x 2400	-------	2100	FIRE DOOR

SUBMISSION DWG.

REFERENCE :

PLOT BOUNDRY SHOWN IN THUS
PROPOSED CONSTRUCTION SHOWN IN THUS
WORK TO BE DEMOLISHED SHOWN THUS
EXISTING WORK SHOWN IN THUS

CEA. REG. NO CA-/2007/ 39381	N.I.T. REG. NO 214/2	A/C. REG. NO R-462
SCALE :- 1 : 100 = 1 : 200		SEALE BY RAPHAEL
DATE 28-07-2023		CHECKED BY

Note - ALL DIMENSIONS ARE IN MM.

Owner's Declaration :-
I/We undersigned hereby confirm that I/We would abide by plans approved by Authority / Collector. I/We would execute the structure as per approved plans. Also I/We would exercise the work under supervision of proper technical person so as to ensure the quality and safety at the work site.

1). JAGDISH H. MIHANI 2)SANJAY H. MIHANI

3).SUNIL H. MIHANI 4).ANIL K. NAGWANI
P.O.A.

Owner(s) name and signature

Certificate of Area
I hereby certify that the above area is measured by me on ..... and the dimensions, if given are as per actuals as measured on site and the area so worked out is correct. I am registered surveyor of Ownership/ T.P. Scheme/ Recorded / permanent Encroachment of survey records.

Ar. LOKESH KADU
CA/2007/39381
WNCP-0402, NIT-2140
Ar. LOKESH W. KADU
Signature CEA No 'CA' / 39381 (Name of Architect/ Licensed Engineer/ Supervisor)

Ar. LOKESH W. KADU
Architecture, Planning, Interiors
Block No. 11, 11A, 12, A- Wing (LG Wing), Mangalwari Complex, Sadar, Nagpur - 440001, (M.S.), India.
cell: +91 9823072364 / 91 7276394236,
mail id: emeraldesign2@gmail.com, web: www.emeraldesign.in