NIT
L.S. No. 2140
Serial No. —
Valid upto 31-12-2028

Dy. Chief Fire Officer
Fire & Emergency Services
N.M.C., Nagpur

..ntatatively Approve
For Fire N.O C. Only
Building Engineer (North)
Nagpur Improvement Trust

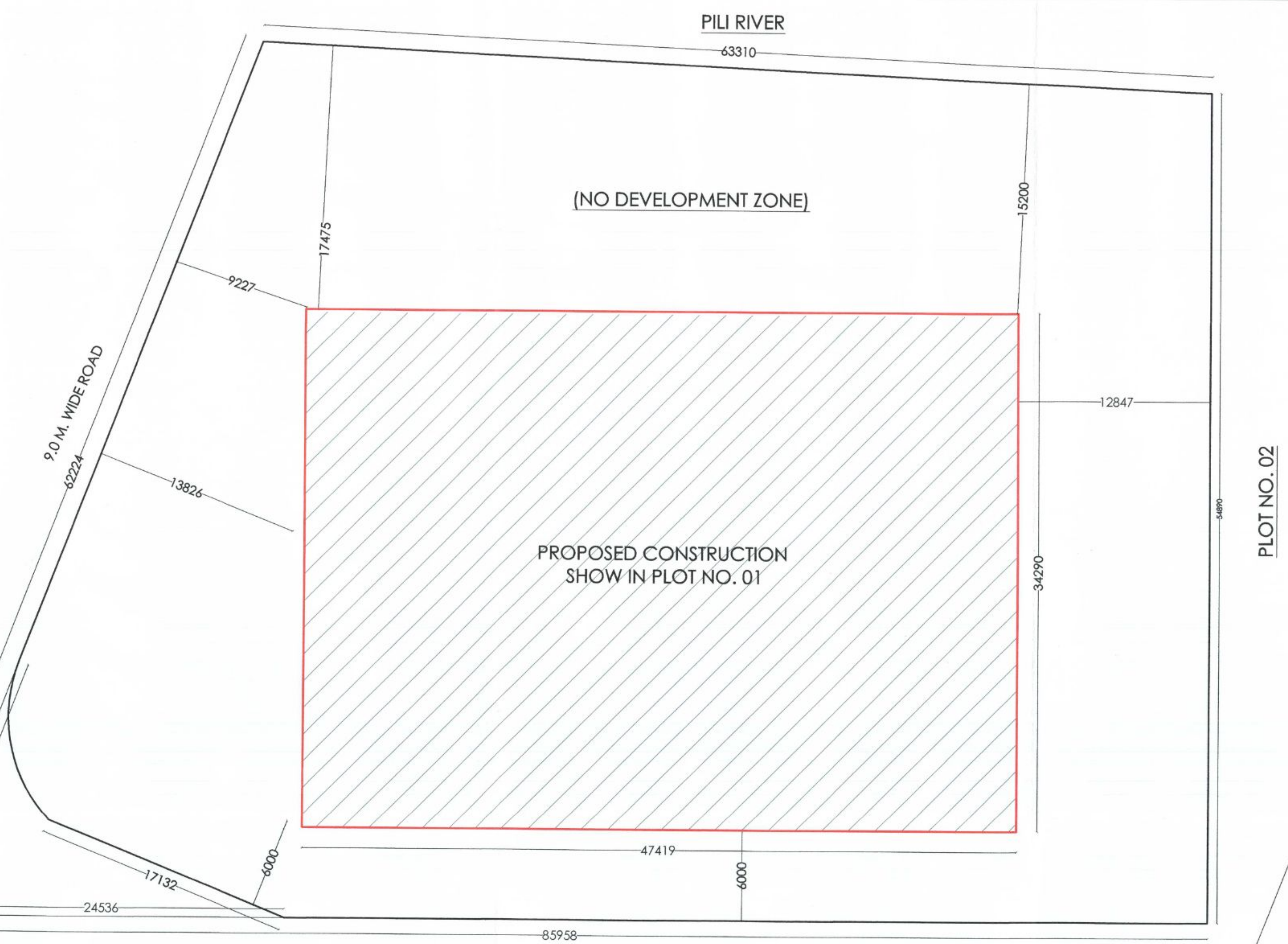

PILI RIVER
63310
(NO DEVELOPMENT ZONE)
17475
15200
9227
9.0 M. WIDE ROAD
62224
13826
12847
PROPOSED CONSTRUCTION SHOW IN PLOT NO. 01
34290
54890
PLOT NO. 02
18112
17132
6000
47419
6000
24536
85958

18.0 M. WIDE ROAD

SITE PLAN
(SCALE =1:200)

OFFICE OF THE NAGPUR IMPROVEMENT TRUST
Building Permit No. BE/(N)/ case No. 2326362
Date. T.No. 2023011944
SANCTIONED
1225 10/05/2023
Building Engineer
Nagpur Improvement Trust

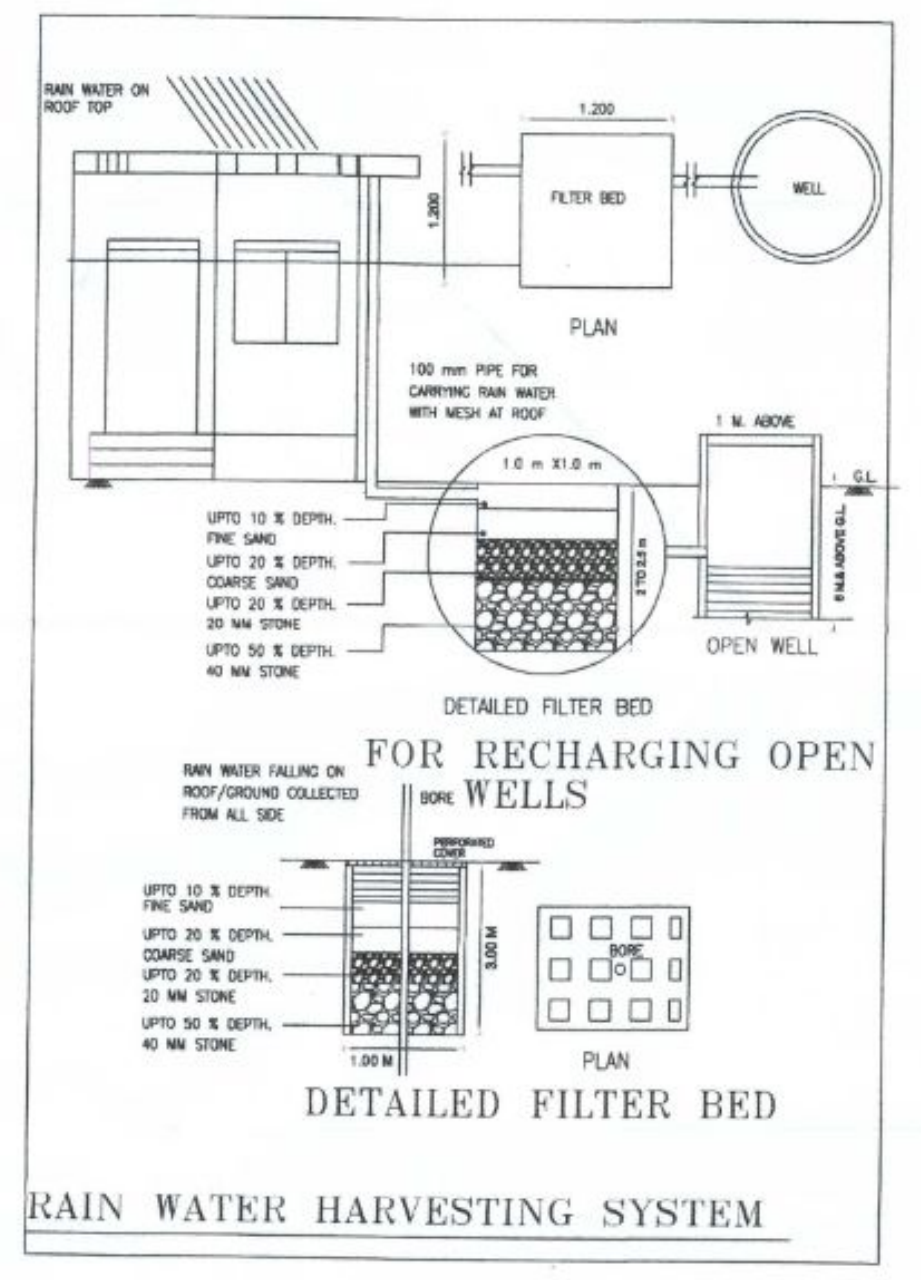

RAIN WATER ON ROOF TOP
1.200
FILTER BED
WELL
PLAN
100 mm PIPE FOR CARRYING RAIN WATER WITH MESH AT ROOF
1.0 m X1.0 m
1 M. ABOVE
G.L.
UPTO 10 % DEPTH. FINE SAND
UPTO 20 % DEPTH. COARSE SAND
UPTO 20 % DEPTH. 20 MM STONE
UPTO 50 % DEPTH. 40 MM STONE
OPEN WELL
DETAILED FILTER BED
RAIN WATER FALLING ON ROOF/GROUND COLLECTED FROM ALL SIDE
BORE
PERFORATED COVER
1.00 M
3.00 M
PLAN

FOR RECHARGING OPEN WELLS

DETAILED FILTER BED

RAIN WATER HARVESTING SYSTEM

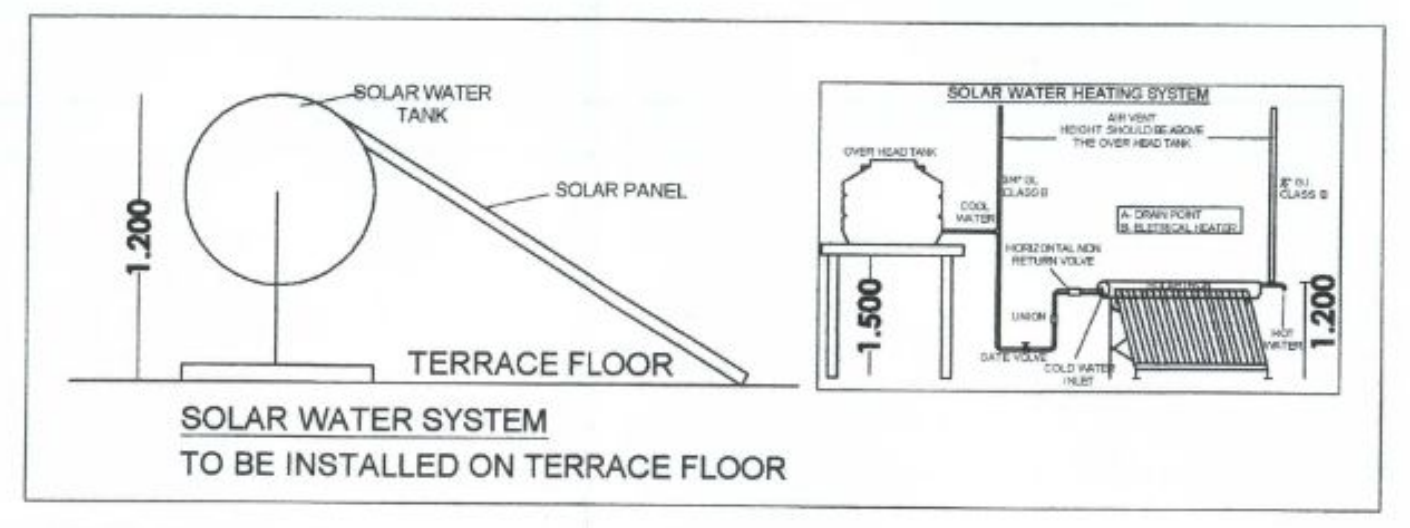

SOLAR WATER TANK
SOLAR PANEL
1.200
TERRACE FLOOR
SOLAR WATER HEATING SYSTEM
OVER HEAD TANK
COOL WATER
HORIZONTAL NON RETURN VALVE
UNION
GATE VALVE
COLD WATER INLET
HOT WATER
1.500
1.200

SOLAR WATER SYSTEM
TO BE INSTALLED ON TERRACE FLOOR

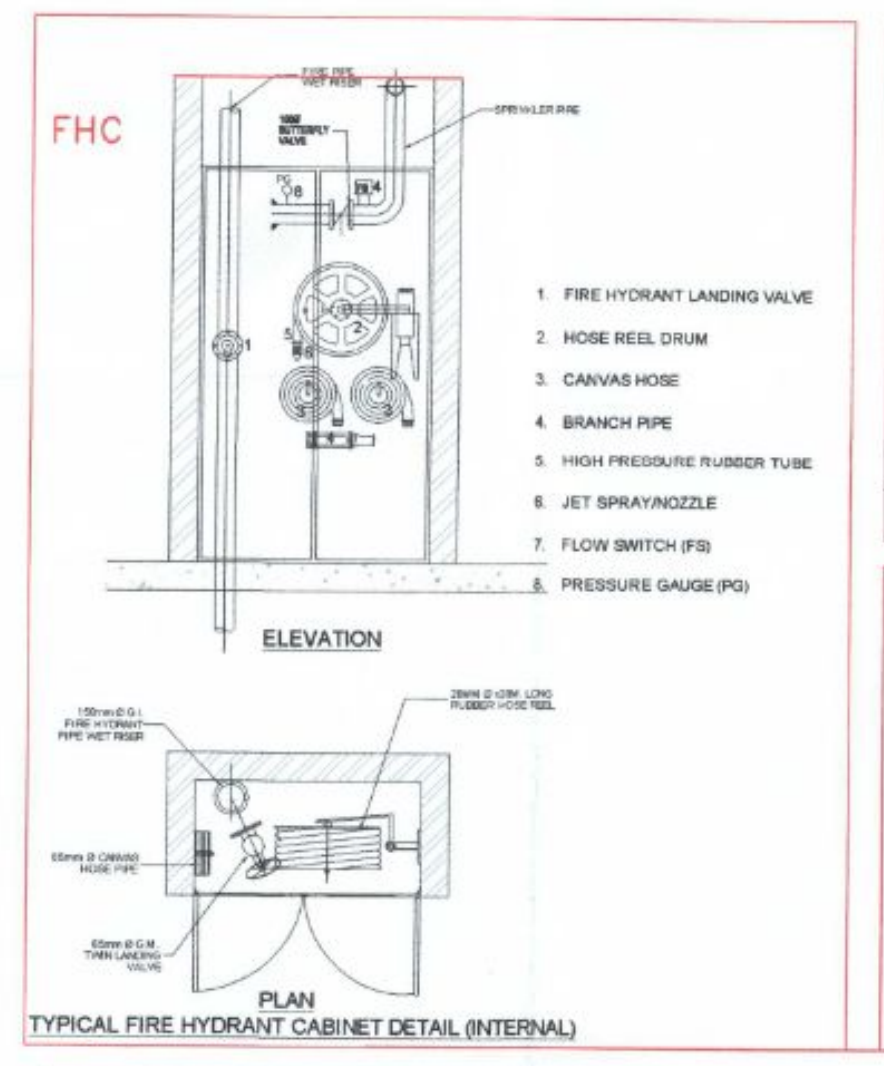

FHC
SPRINKLER PIPE
ELEVATION
PLAN

1. FIRE HYDRANT LANDING VALVE
2. HOSE REEL DRUM
3. CANVAS HOSE
4. BRANCH PIPE
5. HIGH PRESSURE RUBBER TUBE
6. JET SPRAY/NOZZLE
7. FLOW SWITCH (FS)
8. PRESSURE GAUGE (PG)

TYPICAL FIRE HYDRANT CABINET DETAIL (INTERNAL)

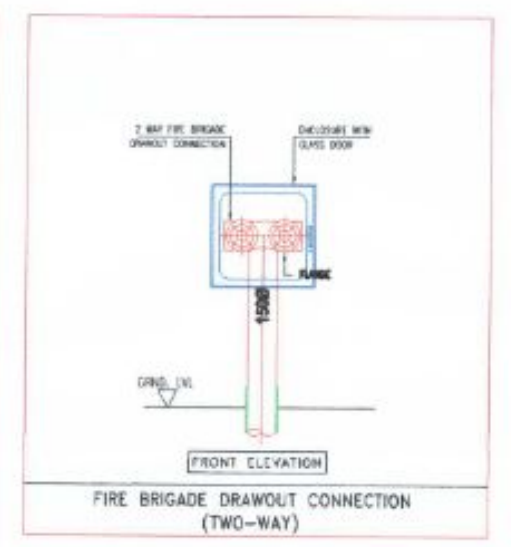

FRONT ELEVATION

FIRE BRIGADE DRAWOUT CONNECTION (TWO-WAY)

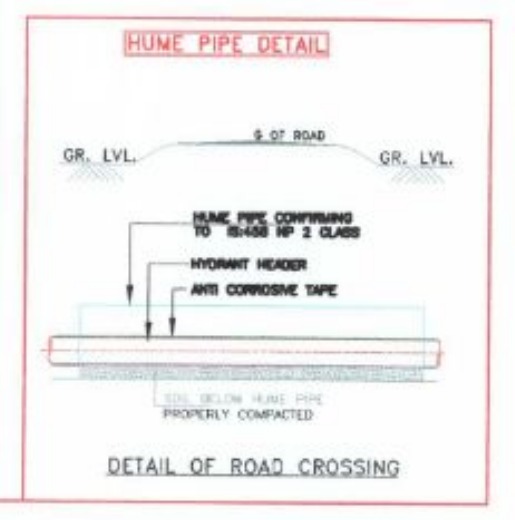

HUME PIPE DETAIL
GR. LVL.
GR. LVL.
HUME PIPE CONFIRMING TO IS:458 NP 2 CLASS
HYDRANT HEADER
ANTI CORROSIVE TAPE
SOIL BELOW HUME PIPE PROPERLY COMPACTED

DETAIL OF ROAD CROSSING

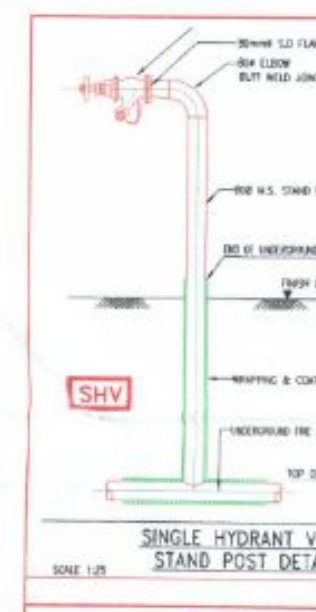

SINGLE HYDRANT VALVE STAND POST DETAIL

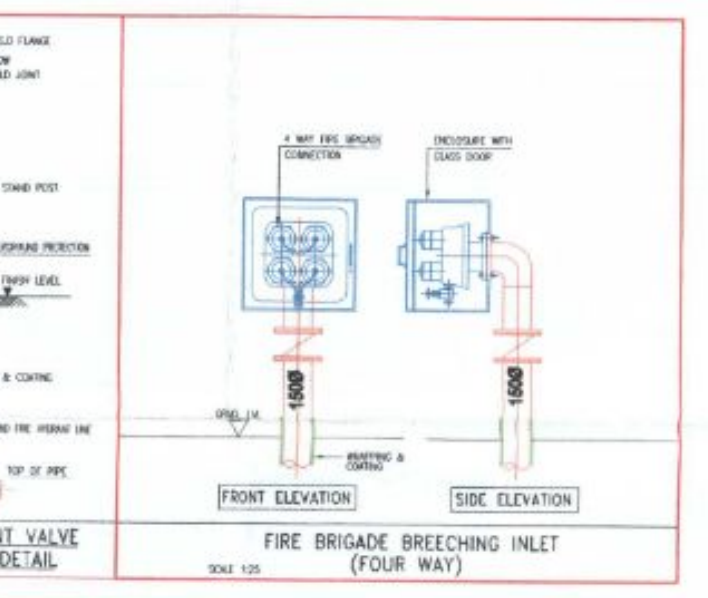

FRONT ELEVATION
SIDE ELEVATION
1500
1500

FIRE BRIGADE BREECHING INLET (FOUR WAY)

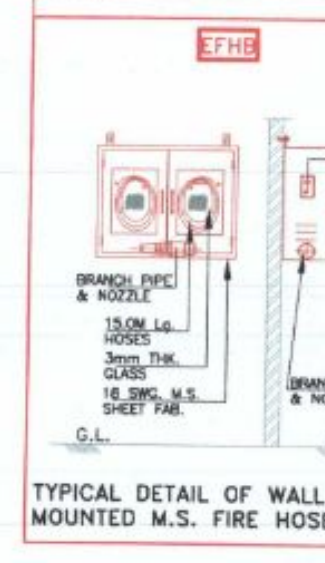

EFHB
BRANCH PIPE & NOZZLE
15.0M Lg. HOSES
3mm THK. GLASS
16 SWG. M.S. SHEET FAB.
BRANCH PIPE & NOZZLE
G.L.
G.L.

TYPICAL DETAIL OF WALL MOUNTED M.S. FIRE HOSE BOX

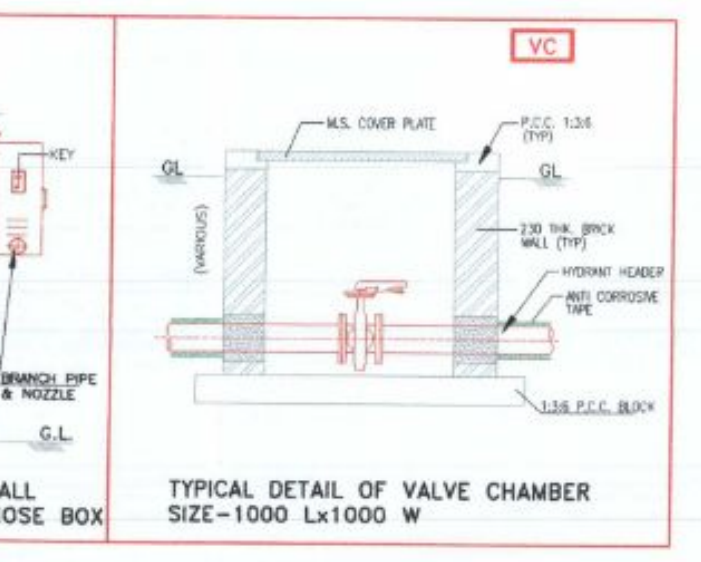

VC
M.S. COVER PLATE
P.C.C. 1:3:6 (TYP)
GL
GL
230 THK. BRICK WALL (TYP)
HYDRANT HEADER
ANTI CORROSIVE TAPE
1:3:6 P.C.C. BLOCK

TYPICAL DETAIL OF VALVE CHAMBER
SIZE-1000 Lx1000 W

LEGEND:-

	SINGLE HEADED HYDRANT VALVE
	HOSE BOX WITH CANVAS CONNECTION
	Single Hydrant Post With Fire Hose Cabinet, RRL Hose and Short Branch Pipe
MCP	INDOOR MANUAL CALL POINT
	ELECTRONIC HOOTER
	2C X 1.5 SQ.MM. ARMOURED SIGNAL LOOP CABLE
	PENDENT SPRINKLER
	FIRE ALARM CONTROL PANEL
	FIRE SWITCH
ARV	AUTOMATIC AIR RELIEF VALVE (ARV)
CO2	4.5 KG. CO2 FIRE EXTINGUISHER
ABC	6 KG. ABC FIRE EXTINGUISHER
	Hydrant/ Sprinkler Pipe Line
	Side Wall Sprinkler
	150/100mm dia GI PIPING For Sprinkler and HY
	Heat Detector
	Manual Call Point and Hooter
	Mechanical Extractor
	UPRIGT SPRINKLER
	SMOKE DETECTOR
ZCV	ZONE CONTROL VALVE
	JET FAN
	First Aid Hose Reel of 30 mtr Length 100mm Dia Drain Pipes Emergency Landing Valve with 2No.RRL Hose of 15mtr.length and short branch pipe 150mm Dia Wet Rise From Under Ground Tank Of 200KL Connected through Pumps 150mm Dia Sprinkler Riser From Under Ground Tank Of 200KL Connected through Pumps First Aid Hose Reel Drum

Fire Solution	Stamp/Sign
Add.:- 63,New Akash Nagar, 2nd Floor ,BehindGajanan Sabhagruh,Manewada, Nagpur.-34 Mob.- 9423925643 / 8087776551	M/S. FIRE SOLUTIONS MFS/LA/RF-149 MFS/LA/RO-144 MFS/LA/RP-36

OFFICE OF THE CORPORATION
OF THE CITY OF NAGPUR.
(FIRE SERVICE)
No Objection Certificate hereby issued by Fire Service Deptt. for the proposed constructions.
The scope of this approval is Restricted to Fire Protection arrangements only.
Please See conditions mentioned
1 to 25 in N.O.C. Certificate
No. G. A. / 518 /F.B.dated 29/03/2023
29/3/23
Chief Fire Officer
Fire Service N.M.C. Nagpur

ROOF RAINWATER HARVESTING SYSTEM
SHOULD BE PROVIDED WITHIN PLOTAREA

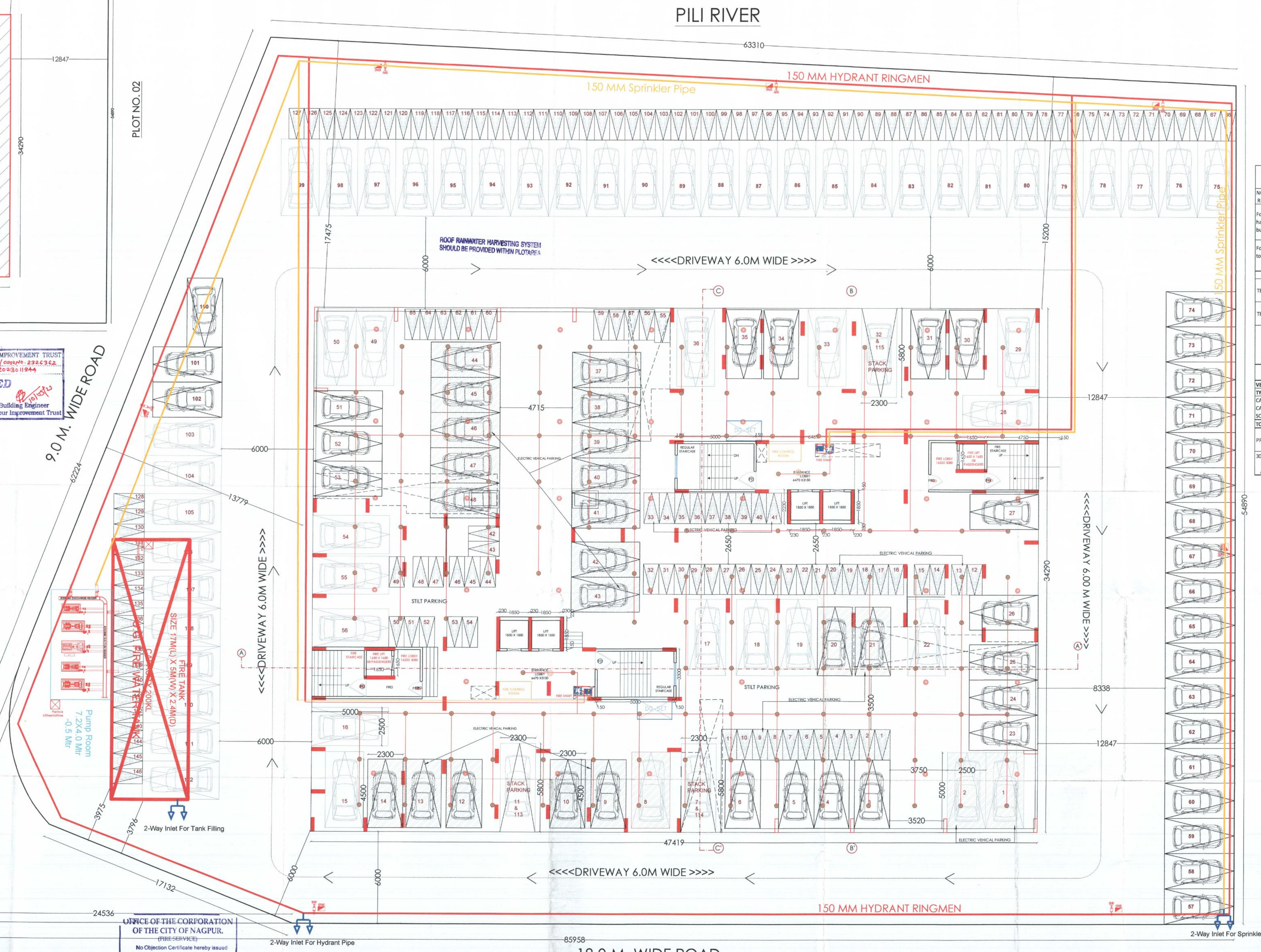

PILI RIVER
63310
150 MM HYDRANT RINGMEN
150 MM Sprinkler Pipe
127
126
125
124
123
122
121
120
119
118
117
116
115
114
113
112
111
110
109
108
107
106
105
104
103
102
101
100
99
98
97
96
95
94
93
92
91
90
89
88
87
86
85
84
83
82
81
80
79
78
77
76
75
74
73
72
71
70
69
68
67
66
17475
15200
6000
6000
<<<<DRIVEWAY 6.0M WIDE >>>>
150 MM Sprinkler Pipe
9.0 M. WIDE ROAD
62224
13779
6000
6000
<<<<DRIVEWAY 6.0M WIDE >>>>
<<<<DRIVEWAY 6.00 M WIDE >>>>
4715
5800
2300
12847
34290
54890
8338
12847
STACK PARKING
32 & 115
STILT PARKING
ELECTRIC VEHICAL PARKING
REGULAR STAIRCASE
FIRE CONTROL ROOM
FIRE SHAFT
ENTRANCE LOBBY 6470 X3150
DG-SET
LIFT 1850 X 1850
FIRE STAIRCASE
FIRE LIFT 1650 X 1650 08 PASSENGERS
FIRE LOBBY 1635X 3080
FRD
5000
4750
1650
1850
230
2650
3500
2500
4500
3750
2500
5000
3520
STACK PARKING
11 & 113
STACK PARKING
7 & 114
U.G. FIRE WATER TANK
CAPACITY 200KL
FIRE TANK
SIZE 17M(L) X 5M(W) X 2.4M(D)
Ø200MM DISCHARGE HEADER
Ø200MM SUCTION HEADER
Manhole 600mmX600mm
Pump Room
7.2X4.0 Mtr
-0.5 Mtr
3975
3796
18112
17132
24536
47419
2-Way Inlet For Tank Filling
2-Way Inlet For Hydrant Pipe
2-Way Inlet For Sprinkler Pipe
150 MM HYDRANT RINGMEN
85958
A
A'
B
B'
C
C'
18.0 M. WIDE ROAD

GROUND FLOOR PLAN
(SCALE =1:100)

PARKING AREA STATEMENT
Table No. 8B(UDCPR)

NORMS FOR RESIDENTIAL		CAR (NOS.)	SCOOTERS (NOS.)	
For every two tenement with each tenement having carpet area equal to or above 40sq.mt. but less than 80 sq.mt.		1	2	5 % Vistors Parking
For every tenement having carpet area equal to or above 80 sq.m. but less than 150 sq.m.		1	1	5 % Vistors Parking
REQUIRED PARKING				
REQUIRED FOR **34** TENEMENTS BETWEEN 40 TO 80 SQ.MT	34	17	34	5 % Vistors Parking
REQUIRED FOR **102** TENEMENTS BETWEEN 80 TO 150 SQ.MT	102	102	102	5 % Vistors Parking
TOTAL PARKING (A)		119	136	
5% VP (B)		5.95	6.8	
TOTAL REQUIRED(D=A+B)		**125**	**143**	
as per table no.8c Multiplying Factor = (0.9XD)ONLY FOR CARS		**112.46**	**0.0**	
TOTAL PROPOSED PARKING		**112**	**145**	

VEHICLE TYPE	VEHICLE AREA	NOS.	AREA (SQ.M)
CAR BIG- 2.5X 5.0m	12.500	56	700.000
CAR SMALL- 2.3 X 4.5m	10.350	56	579.600
SCOOTER - 1 X 2m	2.000	145	290.000
TOTAL STILT PARKING AREA PROVIDED			**1569.600**
30% PARKING ARE PROVIDED ASELECTRIC VEHICAL	27	34	
30% ELECTRIC VEHICAL PARKING ARE NOT ALLOWTED TO ANY	8	9	

JOB TITLE
PLAN SHOWING PROPOSED CONSTRUCTION FOR MULTI FAMILY RESIDENTIAL DWELLING UNIT ON **PLOT NO.01**,HH. NO. 209 PH NO. 11 ,CITY SURVEY NO.376., **SHEET NO. 615, MOUZA -NARA**, TAH-DIST-NAGPUR.

BELONGS TO :-
1) SHRI JAGDISH HARPALDAS MIHANI
2) SHRI SANJAY HARPALDAS MIHANI
3) SHRI SUNIL HARPALDAS MIHANI
4) SHRI ANIL KISANDAS NAGWANI

SCHEDULE OF OPENINGS :

CODE	SIZE	SILL LVL.	LTL. LVL.	REMARKS
W1	1800 x 1200	900	2100	TW.GLAZED WINDOW
W2	1200 x 1200	900	2100	TW.GLAZED WINDOW
D	1065 x 2100	------	2100	T.W. DOOR
D1	9150 x 2100	------	2100	T.W. DOOR
D2	750 x 2100	------	2100	T.W. DOOR
SD	1800 x 2100	------	2100	SLIDING DOOR
FRD	1200 x 2400	------	2100	FIRE DOOR

DRAWING TITLE
SUBMISSION DWG.

REFERENCE :

PLOT BOUNDRY SHOWN IN THUS	▬
PROPOSED CONSTRUCTION SHOWN IN THUS	🟥
WORK TO BE DEMOLISHED SHOWN THUS	🟨
EXISTING WORK SHOWN IN THUS	🟦

C.O.A. REG. NO	N.I.T. REG. NO	N.M.C. REG. NO
CA /2007/ 39381	2140	R-402
SCALE 1 : 100 & 1 : 200		DEALT BY NAMRATA
DATE 28-01-2023		CHECKED BY

Note - ALL DIMENSIONS ARE IN MM.

Owner's Declaration –
I/We undersigned hereby confirm that I/We would abide by plans approved by Authority / Collector. I/We would execute the structure as per approved plans. Also I/We would execute the work under supervision of proper technical person so as to ensure the quality and safety at the work site.

1). JAGDISH H. MIHANI
2)SANJAY H. MIHANI,
3).SUNIL H. MIHANI
Anil K.Nagwani
, 4).ANIL K. NAGWANI
P.O.A.
Owner (s) name and signature

Certificate of Area:
Certified that the plot under reference was surveyed by me on__________ and the dimensions of sides etc. of plot stated on plan are as measured on site and the area so worked out tallies with the area stated in document of Ownership/ T.P. Scheme Records/ Land Records Department/City Survey records.

Ar. LOKESH KADU
CA/2007/39331
NMCR-402, NIT-2140

Signature
Ar. LOKESH W. KADU
C.O.A. No : CA / 2007/ 39381
(Name of Architect/ Licensed Engineer/ Supervisor.)

emanate DESIGN
Ar. LOKESH W. KADU
Architecture, Planning, Interior's
Block No. 11, 11A, 12, A- Wing (J.B Wing), Mangalwari Complex, Sadar, Nagpur - 440010. (M.S.), India.
call: +91 9823872384,+ 91 7276384238,
mail us: emanatedesign9@gmail.com, web: www.emanatedesign.in