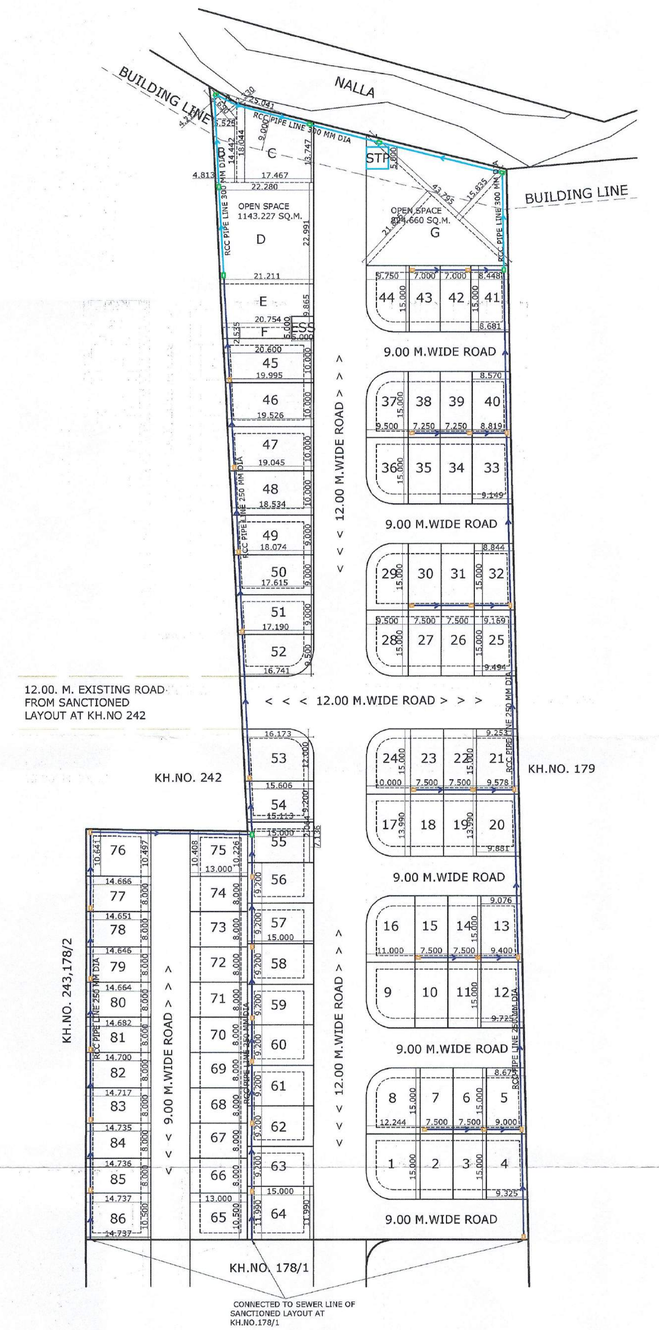
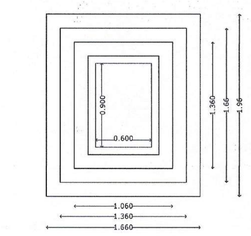
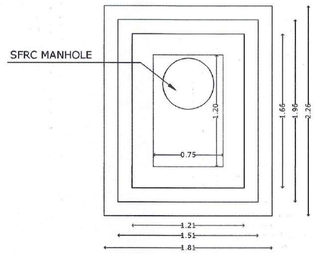


EXISTING DEVELOPMENT DRAWING FOR SEWER LINE



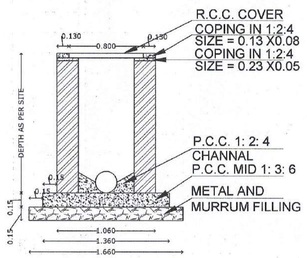
CLEAR I/C SIZE 0.60 X 0.90 M FOR PIPE DIA OF 250 MM AND



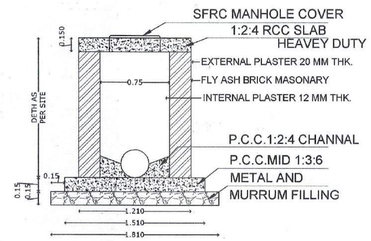
MANHOLE OF INTERNAL SIZE 0.75 X 1.20M FOR PIPE DIA OF 300 MM

C /S DETAILS OF SEWER LINE CHAMBERS FOR NAGPUR METROPOLITAN AREA

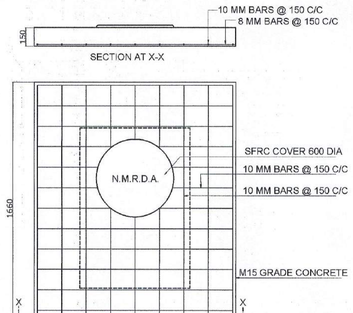
PROPOSED DEVELOPMENT DRAWING FOR SEWER LINES

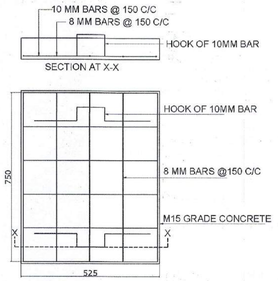


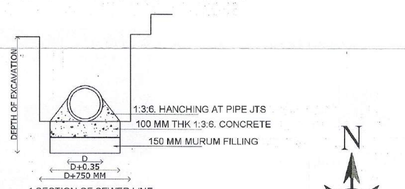
COVER SIZE 1.05 X 1.35
OR 1.05 X (0.625 X 2.00)



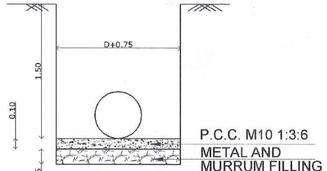
COVER SIZE 1.05 X 1.35
OR 1.05 X (0.625 X 2.00)



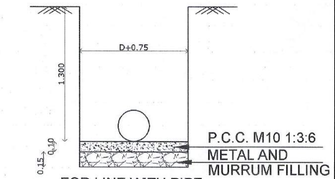




1 SECTION OF SEWER LINE



FOR LINE WITH PIPE DIAMETER ABOVE 300 MM TO 450 MM



FOR LINE WITH PIPE DIAMETER UPTO 300 MM

PLAN FOR COMPLETION SEWER LINE ON KH. NO. 178/1(PART), P.H.NO.42 MOUZA- JAMTHA,TAH.- NAGPUR (RURAL) - DIST. NAGPUR.

BELONGING TO,

M/s. MAHALAXMI INFRACON THROUGH PARTNERS
SHRI. ANISH BHAWARILAL CHHAJED
SHRI. RAHUL JAGDISH BONDRE

NOTE :
1) ALL DIMENSIONS ARE IN METER.
2) THE WIDTH OF EXCAVATION FOR PIPES SHALL BE D+0.75 M.
3) IF HARD SOIL LIKE MURUM IS AVAILABLE FOR LAYING THE PIPE THEN PROVIDING METAL & MURUM FILLING TO BE AVOIDED .

LEGEND : -

S.NO.	NAME	SYMBOLS
1	0.6 X 0.90 M. CHAMBER	
2	0.750 X 1.200 M. CHAMBER	
3	R.C.C. NP2 PIPE 250 mm WITH SPIGOT & SOCKET JOINT	
4	R.C.C. NP2 PIPE 300 mm WITH SPIGOT & SOCKET JOINT	
5	SLOPE ARROW	
6	S.T.P.	STP

OWNER :

M/s. MAHALAXMI INFRACON THROUGH PARTNERS

SHRI. ANISH BHAWARILAL CHHAJED

SHRI. RAHUL JAGDISH BONDRE

ARCHITECT/LICENSED ENGINEER :

PAWAN RAVIPRASAD GUPTA
B.E.(CIVIL)
PLANNING, BUILDING AND DEVELOPERS
LIC. NO. B.E.P./386 (M.R.D.A. 39, M.M.C. 220)

EMAIL ID - pawan_r_gupta@yahoo.co.in MOBILE NO.9923432949

DRG NO.	SCALE	DATE	DRAWN BY
SUB-01	NTS	21 / 09 / 2023	G.KAWAS

Superintending Engineer, Nagpur Metropolitan Region Development Authority, Nagpur	Executive Engineer-II, Nagpur Metropolitan Region Development Authority, Nagpur	Assistant Engineer (West), Nagpur Metropolitan Region Development Authority, Nagpur	
S.E. N.M.R.D.A.	E.E.(M-2) N.M.R.D.A.	A.E. N.M.R.D.A.	A.E.-II N.M.R.D.A.