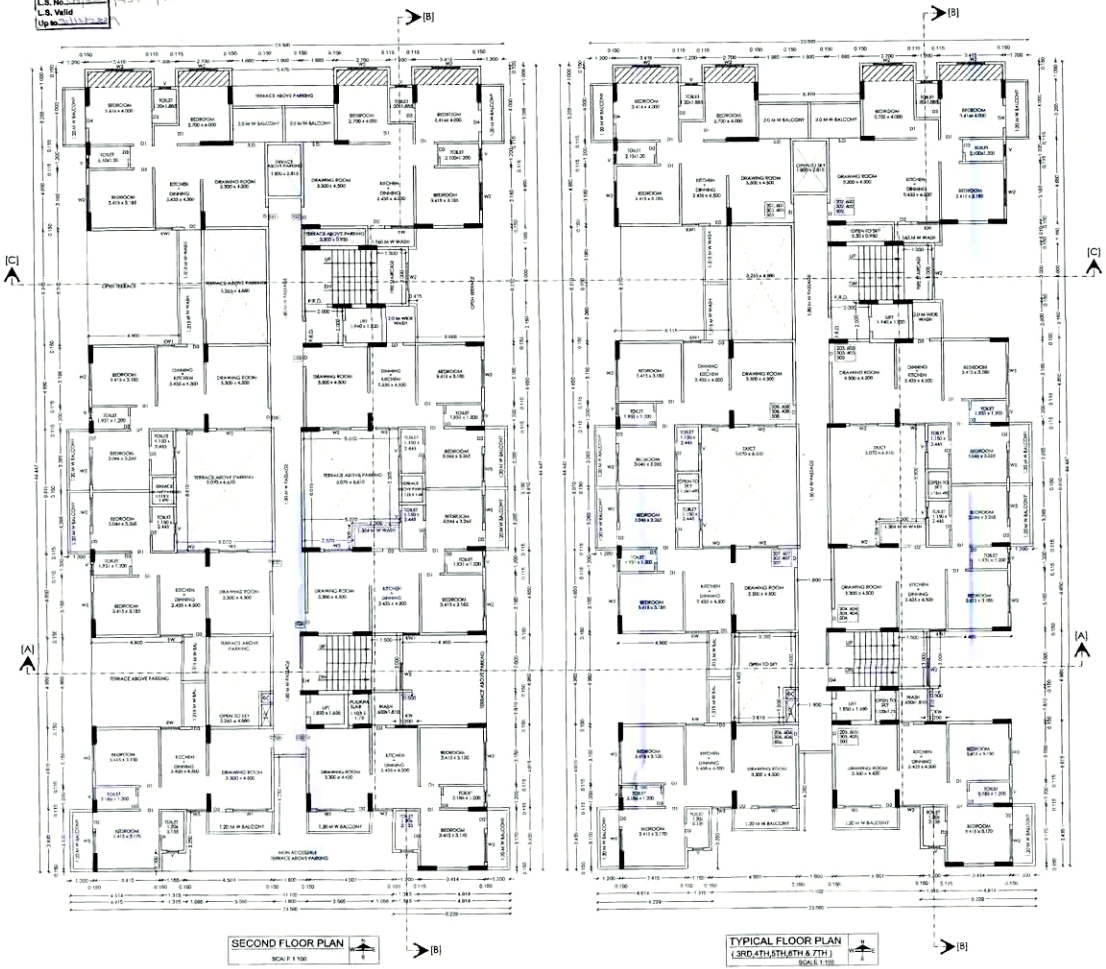
N.M.R.D.A.
L.S. No. EA/Amt/145423/91
L.S. Valid
Up to 31/12/2021

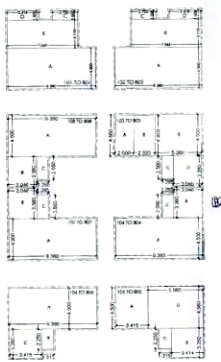


SECOND FLOOR PLAN
SCALE F 1:100

TYPICAL FLOOR PLAN
(3RD,4TH,5TH,6TH & 7TH)
SCALE 1:100



GROUND FLOOR CARPET AREA STATEMENT
SCALE 1:200



TYPICAL FLOOR CARPET AREA STATEMENT
(2ND, 3RD,4TH,5TH,6TH,7TH,8TH & 9TH)
SCALE 1:200

CARPET AREA STATEMENT (WING A)
GROUND FLOOR

SHOP NO		DIMENTION					TOTAL
SHOP NO - 01		4.730	X	4.130	X	1	19.535
SHOP NO - 02		4.730	X	3.835	X	1	15.775
SHOP NO - 03	A	4.730	X	0.930	X	1	4.399
	B	3.830	X	2.310	X	1	8.847
SHOP NO - 04	A	3.830	X	1.000	X	1	3.830
	B	5.060	X	2.000	X	1	10.120
SHOP NO - 05		4.730	X	4.420	X	1	20.907
SHOP NO - 06		4.730	X	3.351	X	1	15.898
SHOP NO - 07		4.730	X	3.270	X	1	15.467
SHOP NO - 08		4.730	X	4.329	X	1	20.476
SHOP NO - 09	A	4.315	X	3.230	X	1	13.937
	B	4.730	X	1.730	X	1	8.183
SHOP NO - 10		4.730	X	3.370	X	1	15.940
SHOP NO - 11		3.166	X	2.850	X	1	9.023
SHOP NO - 12		3.166	X	2.850	X	1	9.023
TOTAL							191.360

CARPET AREA STATEMENT OF WING A

FLAT NO	SR. NO	DIMENTION					AREA (SQ M.)
101 TO 801	A	9.380	X	4.500	X	1	42.210
102 TO 802	B	7.545	X	3.115	X	1	23.503
	C	2.700	X	1.000	X	1	2.700
	D	3.416	X	1.000	X	1	3.416
					TOTAL		71.829

CARPET AREA STATEMENT OF WING A

FLAT NO	SR. NO	DIMENTION					AREA (SQ M.)
105 TO 805	A	3.415	X	4.500	X	1	15.368
	B	3.414	X	3.250	X	1	11.096
	C	1.315	X	2.250	X	1	2.959
	D	5.965	X	4.590	X	1	27.320
					TOTAL		56.743

CARPET AREA STATEMENT OF WING A

FLAT NO	SR. NO.	DIMENTION					AREA (SQ M.)
104 TO 804	A	9.380	X	4.500	X	1	42.210
107 TO 807	B	3.045	X	3.180	X	1	10.295
108 TO 808	C	1.265	X	2.560	X	1	3.238
					TOTAL		55.744

CARPET AREA STATEMENT OF WING A

FLAT NO	SR. NO.	DIMENTION					AREA (SQ M.)
103 TO 803	A	2.000	X	4.500	X	1	9.000
	B	2.320	X	4.420	X	1	10.254
	C	1.265	X	2.560	X	1	3.238
	D	3.045	X	3.180	X	1	10.295
	E	5.060	X	4.500	X	1	22.770
					TOTAL		55.556

CARPET AREA STATEMENT OF WING A

FLAT NO	SR. NO.	DIMENTION					AREA (SQ M.)
106 TO 806	A	9.380	X	4.500	X	1	42.210
	B	1.315	X	2.250	X	1	2.959
	C	3.415	X	4.250	X	1	11.097
					TOTAL		56.266

OFFICE OF THE
NAGPUR METROPOLITAN REGION DEVELOPMENT AUTHORITY
Building Permit No. NMRDA/BP/W-A-01/1/2020/2749/2386/118
SANCTIONED
Assistant Engineer
Nagpur Metropolitan Region Development Authority

FORM OF STATEMENT - II (AREA DETAILS OF APARTMENT)

PROPOSED BUILDING	FLOOR NO	APARTMENT NO	CARPET AREA OF APARTMENT	AREA OF BALCONY ATTACHED TO APARTMENT	AREA OF DOUBLE HEIGHT TERRACE ATTACHED TO FLAT	
1	2	3	4	5	6	
WING - A	GROUND FLOOR	SHOP - 01	19.535	—	—	
		SHOP - 02	15.775	—	—	
		SHOP - 03	13.246	—	—	
		SHOP - 04	13.950	—	—	
		SHOP - 05	20.907	—	—	
		SHOP - 06	15.898	—	—	
		SHOP - 07	15.467	—	—	
		SHOP - 08	20.476	—	—	
		SHOP - 09	22.120	—	—	
		SHOP - 10	15.940	—	—	
		SHOP - 11	9.023	—	—	
		SHOP - 12	9.023	—	—	
		TOTAL	191.36	—	—	
WING - A	SECOND FLOOR	201, 202	71.829	9.387	—	
		203	56.743	8.722	—	
		204, 207, 208	55.744	7.954	—	
		205	55.556	7.998	—	
		206	56.266	8.322	—	
	THIRD FLOOR	301, 302	71.829	9.387	—	
		303	56.743	8.722	—	
		304, 307, 308	55.744	7.954	—	
		305	55.556	7.998	—	
		306	56.266	8.322	—	
	FOURTH FLOOR	401, 402	71.829	9.387	—	
		403	56.743	8.722	—	
		404, 407, 408	55.744	7.954	—	
		405	55.556	7.998	—	
		406	56.266	8.322	—	
	FIFTH FLOOR	501, 502	71.829	9.387	—	
		503	56.743	8.722	—	
		504, 507, 508	55.744	7.954	—	
		505	55.556	7.998	—	
		506	56.266	8.322	—	
	SIXTH FLOOR	601, 602	71.829	9.387	—	
		603	56.743	8.722	—	
		604, 607, 608	55.744	7.954	—	
		605	55.556	7.998	—	
		606	56.266	8.322	—	
	SEVENTH FLOOR	701, 702	71.829	9.387	—	
		703	56.743	8.722	—	
		704, 707, 708	55.744	7.954	—	
		705	55.556	7.998	—	
		706	56.266	8.322	—	
	EIGHTH FLOOR	801, 802	71.829	9.387	—	
		803	56.743	8.722	—	
		804, 807, 808	55.744	7.954	—	
		805	55.556	7.998	—	
		806	56.266	8.322	—	

This sanction is subject to conditions of
N.A. order Dt.
L.A.T.P. order Dt.

This Sanction is Subject to Conditions
mentioned in Development Agreement.
Dt.

SUBJECT TO THE PROVISIONS OF STRUCTURAL DESIGN
STABILITY CERTIFICATE DATED ... OF
... ENGINEER AND APPLICANT

Subject to the provisions of structural drawings submitted by applicant.

Necessary arrangement for rain-water harvesting shall be done

Subject to the condition that Developer/Applicant shall construct sewage treatment plant (STP) as per the required norms of Maharashtra Pollution Control Board and shall submit the NOC from MPCB ... compliance of same ... occupation ... shall not be issued.

Subject to Condition of N.O.C. from Airport Authority of India Dt.

Subject to terms and condition of Government circular dated 30-01-2018 that Developer have to construct the lamboratory shade, toilet and arrangement o drinking water for the labours.

Subject to the condition laid down by Directorate of Maharashtra Fire service vide
Letter No.

Secretary, Grampanchayat
Tah.
Dist. - Nagpur

Applicant has to pay Gram Panchayat Tax as and when levied by concerned Gram Panchayat.

PROPOSED CONSTRUCTION OF MULTI FAMILY RESIDENTIAL BUILDING (GROUP HOUSING) ON KH. NO .159/3 PH. NO 38
MOUZA - PIPLA .TAH-NAGPUR(RURAL), DIST -NAGPUR
BELONGING TO :-
1) SHRI. PURUSHOTTAM RAMAJI YENURKAR
2) SMT. MADHURI PURUSHOTTAM YENURKAR
3) SHRI. SANJAY HARIBHAU BAGULKAR

OPENING SCHEDULE

TYPE	SIZE	DISCRIPTION
D	1.050 X 2.100	FULLY PANELLED DOOR
D1	1.000 X 2.100	FULLY PANELLED DOOR
D2	0.900 X 2.100	FULLY PANELLED DOOR
D3	0.750 X 2.100	FULLY PANELLED DOOR
D4	1.200 X 2.100	FULLY PANELLED DOOR
S.D	1.680 X 2.100	SLIDING DOOR
W1	1.800 X 1.200	FULLY GLAZED WINDOW
W2	1.500 X 1.200	FULLY GLAZED WINDOW
W3	1.200 X 1.200	FULLY GLAZED WINDOW
W4	0.750 X 1.200	FULLY GLAZED WINDOW
W5	1.200 X 1.200	FULLY GLAZED WINDOW
KW	1.200 X 1.200	FULLY GLAZED WINDOW
KW1	0.750 X 1.200	FULLY GLAZED WINDOW
V	0.600 X 0.600	VENTILATOR
F R D	1.200 X 2.100	FIRE DOOR

INDEX :-
PLOT BOUNDRY SHOWN IN
PROPOSED CONSTRUCTION SHOWN IN

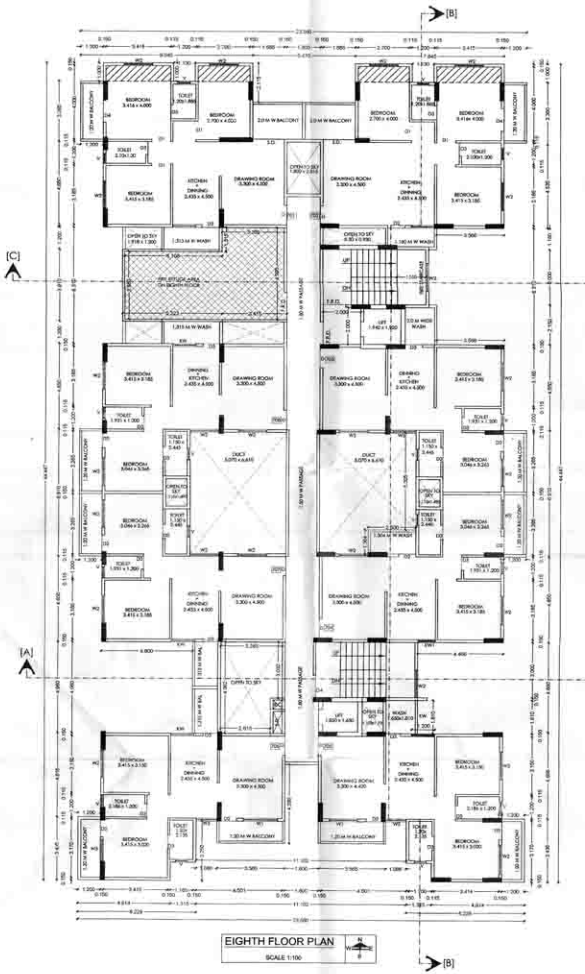
OWNER'S SIGN.

1) SHRI PURUSHOTTAM YENURKAR
2) SMT. MADHURI YENURKAR
3) SHRI. SANJAY BAGULKAR

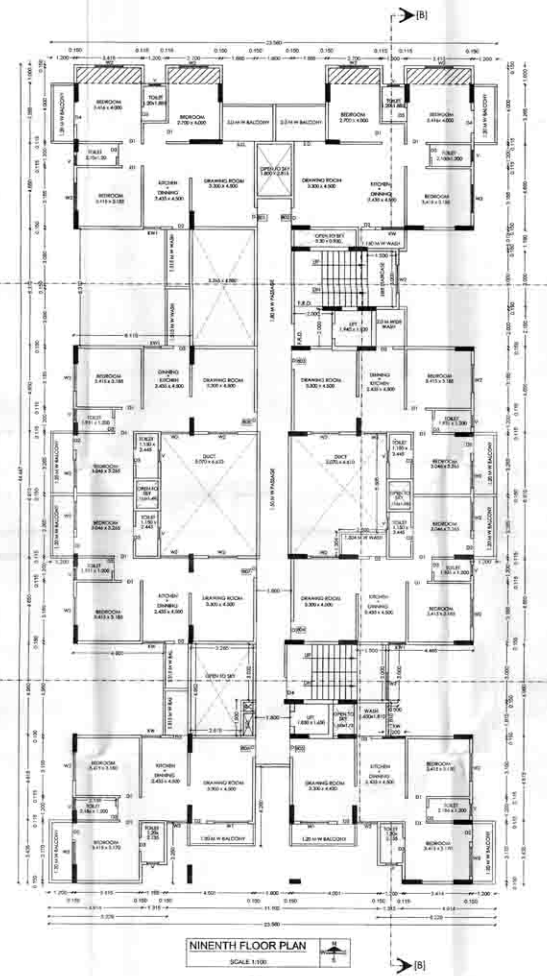
ARCHITECT'S SIGN.

SCALE: 1:100, 1:200
SHEET NO. 03/05

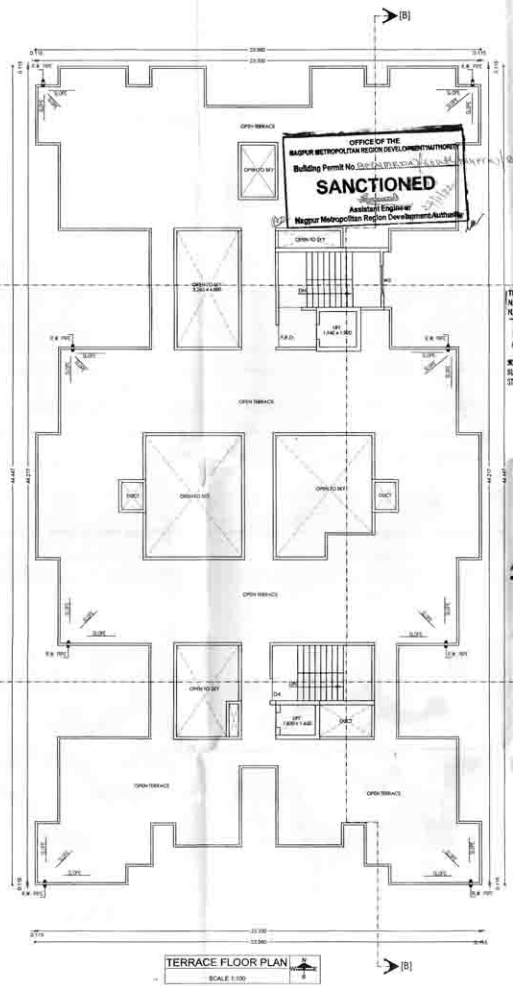
N.M.R.D.A.
I.S. No. 2515/04/3823/14
I.S. Valid
Up to



EIGHTH FLOOR PLAN
SCALE 1:100



NINENTH FLOOR PLAN
SCALE 1:100



TERRACE FLOOR PLAN
SCALE 1:100

OFFICE OF THE
NAGPUR METROPOLITAN REGION DEVELOPMENT AUTHORITY
Building Permit No.
SANCTIONED
Assistant Engineer
Nagpur Metropolitan Region Development Authority

This sanction is subject to conditions of
N.A. order Dt.
N.A.T.P. order Dt.

This Sanction is Subject to Conditions
Mentioned in Development Agreement
Dt.

SUBJECT TO THE PROVISIONS OF STRUCTURAL DESIGN
SUFFICIENCY CERTIFICATE DATED
STRUCTURAL DESIGNER AND APPLICANT

Subject to the provisions of
structural drawings submitted
by applicant.

Necessary arrangement for rain
water harvesting shall be done

Secretary, Grampanchayat
Tah.
Dist.: Nagpur

Applicant has to pay Gram Panchayat Tax as
and when levied by concerned Gram Panchayat.

PROPOSED CONSTRUCTION OF MULTI FAMILY RESIDENTIAL BUILDING (GROUP HOUSING) ON KH. NO .159/3 PH. NO 36
MOUZA - PIPLA ,TAH-NAGPUR(RURAL), DIST -NAGPUR
BELONGING TO :-
1) SHRI. PURUSHOTTAM RAMAJI YENURKAR
2) SMT. MADHURI PURUSHOTTAM YENURKAR
3) SHRI. SANJAY HARIBHAU BAGULKAR

FIRE REFUSE AREA CALCULATION FOR WING A

BUILT UP AREA OF SEVENTH FLOOR = 696.292 SQ MT
BUILT UP AREA OF EIGHTH FLOOR = 699.216 SQ MT
TOTAL BUILT UP AREA OF 7TH & 8TH = 696.292+699.216
= 1395.508 SQ MT
= 1395.508/12.50 x 0.30
= 33.492

REFUSE AREA PROVIDED :- 5.223 x 3.910 = 20.421
2.615 x 2.800 = 7.322
3.265 x 2.310 = 7.542
= 35.285 SQ MT

REFUSE AREA PROVIDED = 35.285 SQ MT

Subject to the condition laid down by Directorate of Maharashtra Fire service vide Letter No

Subject to the condition that Developer/ Applicant shall construct sewage treatment plant (STP) as per the required norms of Maharashtra Pollution Control Board and shall submit the NOC from MPCB without compliance of same document permission not be issued.

Subject to terms and condition of Government circular dated 30-01-2016 that developer have to construct the temporary drinking, toilet and arrangement of drinking water for the labours.

Subject to Condition of N.O.C. from Airport Authority Dt.

OPENING SCHEDULE

TYPE	SIZE	DESCRIPTION
D	1.050 X 2.100	FULLY PANELLED DOOR
D1	1.000 X 2.100	FULLY PANELLED DOOR
D2	0.700 X 2.100	FULLY PANELLED DOOR
D3	0.750 X 2.100	FULLY PANELLED DOOR
D4	1.200 X 2.100	FULLY PANELLED DOOR
S.D.	1.650 X 2.100	SLIDING DOOR
W1	1.800 X 1.200	FULLY GLAZED WINDOW
W2	1.500 X 1.200	FULLY GLAZED WINDOW
W3	1.050 X 1.200	FULLY GLAZED WINDOW
W4	0.700 X 1.200	FULLY GLAZED WINDOW
W5	1.200 X 1.200	FULLY GLAZED WINDOW
KW	1.200 X 1.200	FULLY GLAZED WINDOW
KW1	0.900 X 1.500	FULLY GLAZED WINDOW
V	0.400 X 0.600	VENTILATOR
F.W.D	1.200 x 2.100	FIRE DOOR

INDEX :-

PLOT BOUNDRY SHOWN IN
PROPOSED CONSTRUCTION SHOWN IN

OWNER'S SIGN

1) SHRI. PURUSHOTTAM YENURKAR
2) SMT. MADHURI YENURKAR
3) SHRI. SANJAY BAGULKAR

ARCHITECT'S SIGN

SCALE- 1:100, 1:200
SHEET NO. - 04/05