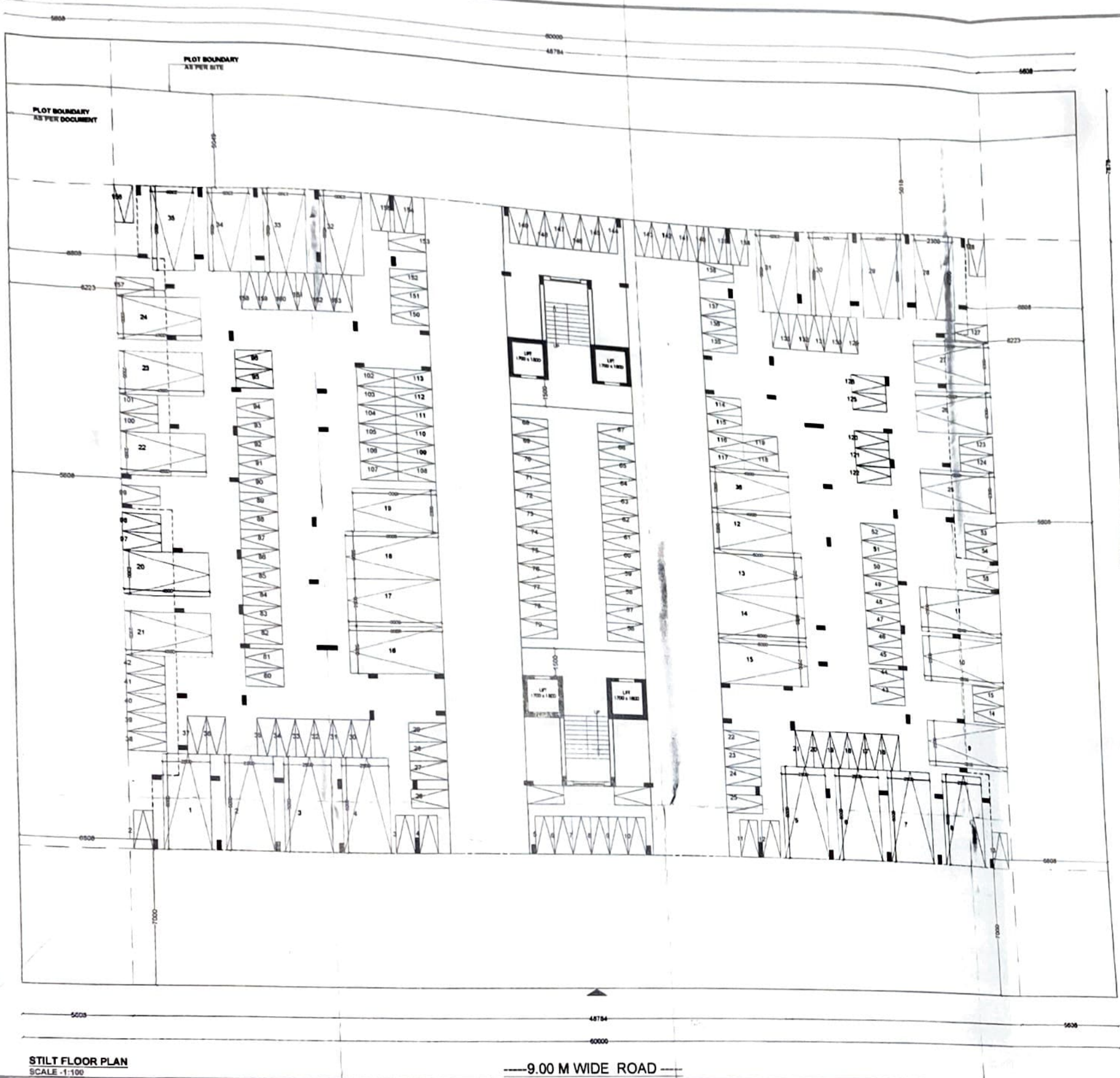

STILT FLOOR PLAN
SCALE -1:100

----9.00 M WIDE ROAD ----

LOCATION MAP (NTS)

D.P SHEET NO. 29 (N.T.S)

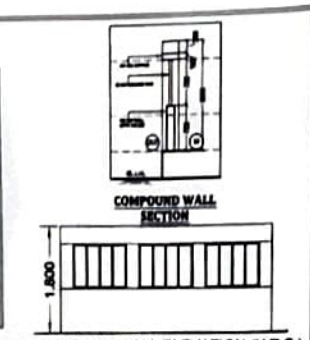

COMPOUND WALL ELEVATION (N.T.S.)

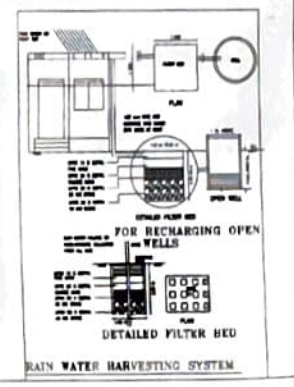

RAIN WATER HARVESTING SYSTEM

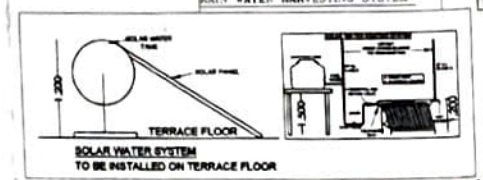

SOLAR WATER SYSTEM
TO BE INSTALLED ON TERRACE FLOOR

BUILT UP AREA KEY PLAN FOR 1ST FLOOR PLAN
SCALE 1:200

SR. NO.	NO.	DIMENSIONS		AREA
BLOCK	1.0	6.7200	27.852	187.200
TOTAL				187.200
DEDUCTIONS				
D1	4.0	1.5500	4.000	26.004
D2	3.0	6.7200	13.232	88.025
TOTAL				117.040
TOTAL B/UP AREA ON GROUND FLOOR				70.860

Provisions For Solar Water Heating Systems
Solar Water Heating System should be installed in the building for the following uses at the per capita capacity mentioned as under

Type of Buildings	Per Capita Capacity Recommended
1) Hospitals	-100 Ltrs. / day / person.
2) Hotels	-150 Ltrs. / day / person
3) Hostel & other such buildings	-5 Ltrs. / day / person.
4) Students>>	-25 Ltrs. / day / person.

If the provisions as above is not made, the occupancy certificate will not be issued from NMC.

<<<<<<<<<< 9.00 MT. WIDE ROAD >>>>>>>>>>

OFFICE OF THE CORPORATION OF THE CITY NAGPUR
Building Permit No. 1240/BP/Sonegaon/TP/NMC/145 Date 26/3/21
SANCTIONED
subject to conditions mentioned in the building permit
Nagpur Municipal Corporation

The Rain Water Harvesting is required to be provided as per Direction of Govt. of Maharashtra No. TPB 432001/2133 CR-230/01/UD-II, dated 10th March, 2005 as per schedule for every 300 sq.mtrs. built-up area. The system may be by open well 1 mtr. dia x 6 mtrs. deep with filteration chamber for every 300 sq.mtr. built-up area. Other options mentioned in the schedule may be adopted.
a) The authority may impose a levy of Rs. 1000/- per annum for every 100 sq.mts. of built-up area, for failure of the owner of the building.

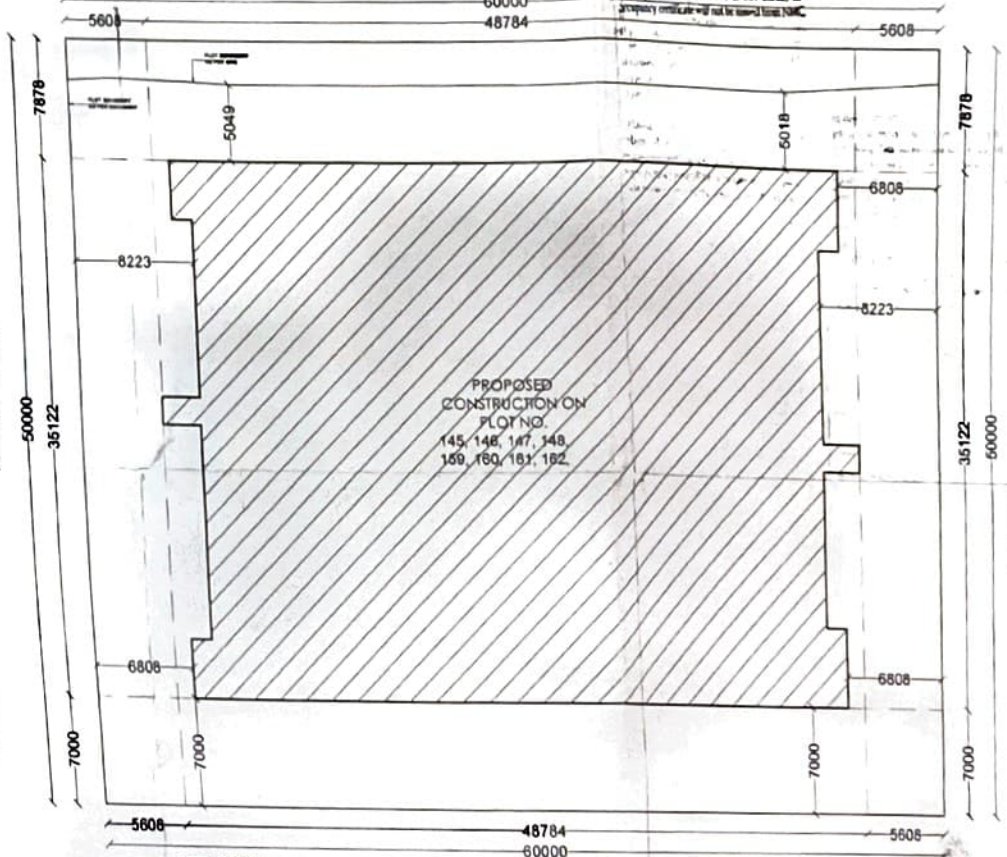

SITE PLAN
SCALE -1:200

<<<<<<<<<< 9.00 MT. WIDE ROAD >>>>>>>>>>

SHEET NO. 1/4

JOB TITLE
PLAN SHOWING PROPOSED CONSTRUCTION FOR MULTI FAMILY RESIDENTIAL DWELLING UNIT ON PLOT NO.145, 146, 147, 148, 159, 160,161 162,SHEET NO.300/12, CITY SURVEY NO.24, WARD NO 75,KH NO.9,P.S.K. NO.44 MOUZA -SONEGAON IN SWAGAT CO.OP HOUSING SOCIETY , TAH-DIST- NAGPUR.

BELONGING
1) MR.PRATIK VISHWANATH RAI
P.O.A
MR.SUNIL VASANT PEDGAONKAR
2) MRS.GEETA SUNIL PEDGAONKAR
3) MR. SHOAB SIRAJUDDIN KHAN
4) MRS.NAMITA RAJENDRA AWASTHI
5) MR. RAJENDRA KAMALPRASAD AWASTHI

NO.	AREA STATEMENT	Sq.Mt.
	A - AREA STATEMENT	
1	Area Of Plot	3000.000
2	Deductions For	
	Tangent	0.000
	Road Widening	0.000
3	Deductions For	
	Amenity Space	0.000
	Recreational Ground	0.000
	Internal Roads	0.000
4	Net Balance Plot Area (1-2-3)	3000.000
5	Addition For Net Plot Area (2)	0.000
6	Net Plot Area (4+5)	3000.000
7	Permissible (Basic FSI)	1.750
8	Permissible Built up Area (6 x 7)	5250.000
9	FSI on payment of Premium 50% of plot area	1500.000
10	Permissible T.D.R. 90%/2 = 45%	0.000
11	Proposed T.D.R. 45%	0.000
12	Total Proposed F.S.I. (8+9+11) (1.75)	5250.000
13	Permissible Ancillary area 60% of proposed fsi	3150.000
14	Proposed Ancillary area 60% of proposed fsi	3150.000
15	Total Permissible Built up Area (12+14)	8400.000
16	Proposed B/U Area	
	a) Resi.	8391.420
	b) Comm.	0.000
	c) Industrial	0.000
	d) Special	0.000
	Total	8391.420
17	Existing B/U Area	0.000
18	Total Built Up Area (16+17)	8391.420

SCHEDULE OF OPENINGS :

CODE	SIZE	SILL LVL.	LTL. LVL.	REMARKS
W	1500 x 1500	600	2100	M.S FRAMED WINDOW
W1	715 x 900	1200	2100	M.S FRAMED WINDOW
W2	600 x 900	1200	2100	M.S FRAMED WINDOW
V	600 x 600	1500	2100	M.S FRAMED WINDOW
D	1100 x 2100	—	2100	T.W. DOOR
D1	1500 x 2100	—	2100	CONCRETE FRAMED
D2	750 x 2100	—	2100	GRANITE FRAMED VENT
D3	915 x 2100	—	2100	CONCRETE FRAMED
D4	1450 x 2100	—	2100	T.W. DOOR

REFERENCE :

PLOT BOUNDARY SHOWN IN THUS
PROPOSED CONSTRUCTION SHOWN IN THUS

DRAWING TITLE
SUBMISSION DWG.

Architect's Sign | Client's Sign

Ar. LOKESH KADU
CA/2007/39381
NMC- R- 482, NIT- 2142
Ar. LOKESH W. KADU
C.O.A. No. CA / 2007/ 39381

Namita R Awasthi

C.O.A. REG. NO CA /2007/ 39381	N.I.T. REG. NO 2142	N.M.C. REG. NO R-482
SCALE 1 : 100 & 1 : 200		DEALT BY SHILPA
DATE 05/03/2021		CHECKED BY

Note - ALL DIMENSIONS ARE IN MM

DESIGN
Ar. LOKESH W. KADU
Architecture, Planning, Interiors