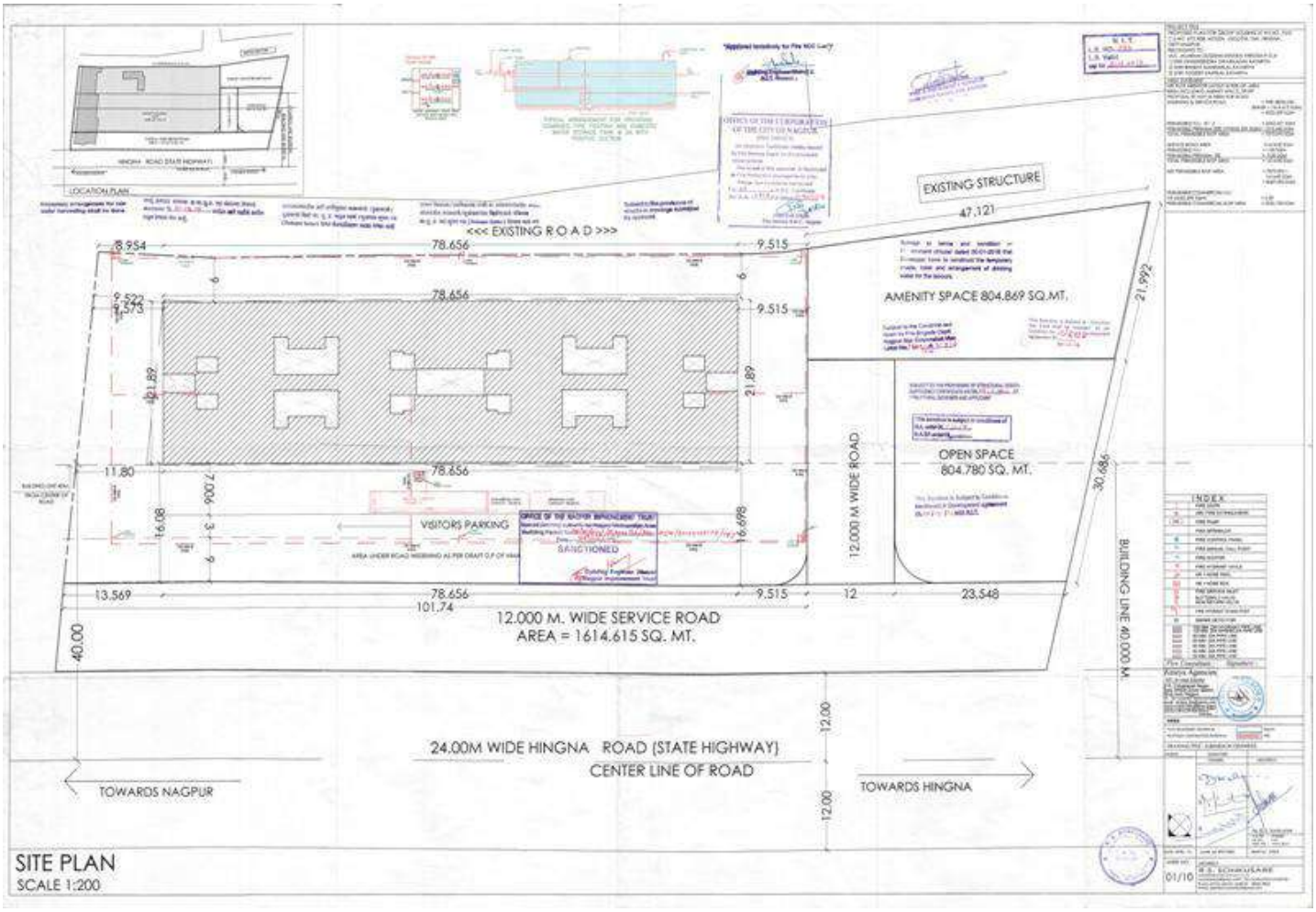

SITE PLAN
SCALE 1:200

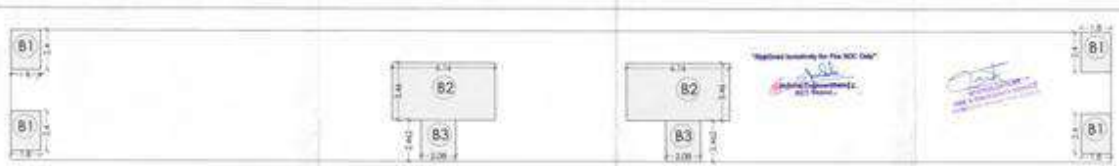

AREA KEY PLAN

BASEMENT FLOOR PLAN-2

SCALE =1:100

B/UP AREA CALCULATIONS :-

AREA CALCULATIONS BASEMENT FLOOR

ADDITIONS					
SR.NO.	NAME	NO.	DIMENSIONS		AREA
1	B1	4	1.800	2.400	17.280
2	B2	2	5.160	3.460	42.637
3	B3	2	2.080	2.462	10.242
				TOTAL	70.149

TOTAL B/UP AREA =70.149 SQM

SANCTIONED

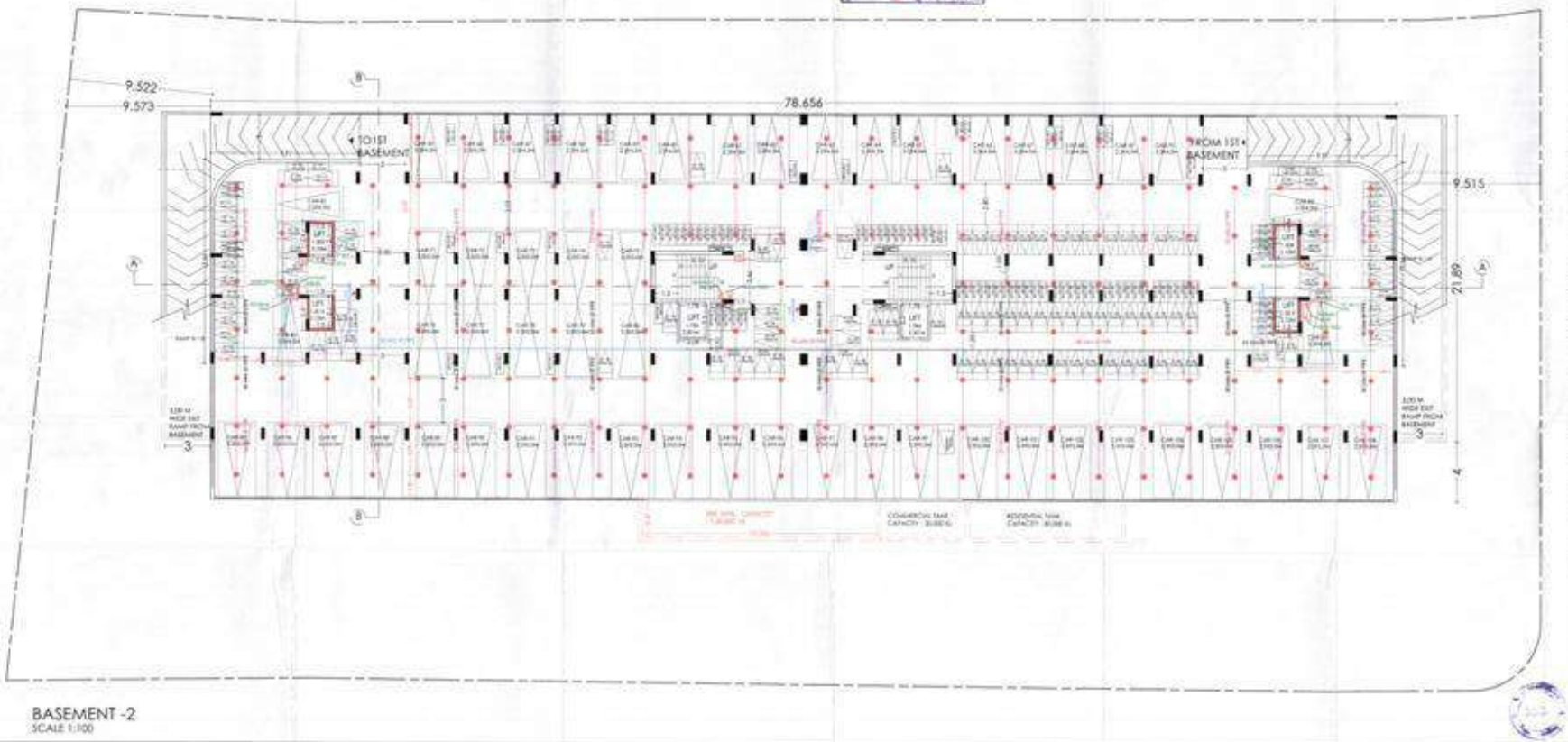

BASEMENT -2

SCALE 1:100

PROJECT TITLE

PROPOSED PLAN FOR GROUP HOUSING AT KHSNO. 74/2, C.S.NO. 473, 898, MOUZA - DIGDOH, TAHS HINGNA, DIST NAGPUR.

BELONGING TO :

M/S. JALARAM DUGDHA KENDRA THROUGH IT'S A)

1) SHRI DHARMENDRA DEVKARAN AGRAWAL

2) SHRI BHARAT NARAYANLAL KACHERIYA

3) SHRI YOGESH KANTILAL KACHERIYA

INDEX

	FIRE DOOR
	ABC FIRE EXTINGUISHERS
	FIRE PUMP
	FIRE SPRINKLER
	FIRE CONTROL PANEL
	FIRE MANUAL CALL POINT
	FIRE HOOTER
	FIRE HYDRANT VAVLE
	HR = HOSE REEL
	HB = HOSE BOX
	FIRE SERVICE INLET
	BUTTERFLY VALVE NON RETURN VALVE
	FIRE HYDRANT STAND POST
	SMOKE DETECTOR
	100 MM DIA HYDRANT PIPE LINE 100 MM DIA SPRINKLER PIPE LINE 80 MM DIA PIPE LINE 65 MM DIA PIPE LINE 50 MM DIA PIPE LINE 40 MM DIA PIPE LINE 25 MM DIA PIPE LINE

Fire Consultant:- Signature:-

Ameya Agencies

Mr.Arvind Khole

215, Chhatrapati Nagar, Near MSEB power station, Ring road, Nagpur.

Ph.- 2210228(Residence)

email:- ameya_fire@yahoo.com

SCHEDULE OF OPENINGS

S.NO.	TYPE	SIZE	DESCRIPTION
1	D	1.00 X 2.10	T. W. FRAMED PANELLED
2	D1	0.90 X 2.10	T. W. FRAMED FLUSHED
3	D2	0.75 X 2.10	T. W. FRAMED FLUSHED
4	D4	1.00 X 2.10	T. W. FRAMED FLUSHED
5	FRD	1.20 X 2.10	T. W. FRAMED FLUSHED
6	RS	X 2.10	
7	SW	X1.20	FULLY GLAZED WINDOW
8	W	2.0 X 1.20	M.S.FRAMED
9	W1	3.00 X 1.20	M.S.FRAMED
10	W2	2.70 X 1.20	M.S.FRAMED
11	W3	0.90 X 1.20	GRANITE FRAMED
12	W5	0.75 X 1.20	M.S.FRAMED
14	W6	0.60 X 1.20	M.S.FRAMED
15	W7	1.80 X 1.20	M.S.FRAMED
16	W8	1.20 X 0.90	M.S.FRAMED
17	W9	1.20 X 1.50	M.S.FRAMED
18	W10	1.50 X1.20	M.S.FRAMED
19	V	0.75 X 0.40	GRANITE FRAMED
20	V1	-- X 0.60	GRANITE FRAMED
21	V2	0.440 X 0.75	GRANITE FRAMED

NOTES

BUILDING PLAN DRAWN BY: PLINTH AREA

ARCHITECTURAL CONSULTANT: etc.

DRAWING TITLE / SUBMISSION DRAWING

NAME	SIGNATURE	ADDRESS
OWNER		

Ar. R. S. SONKUSARE

SHEET NO. 02/10

ARCHITECT

R. S. SONKUSARE



AREA KEY PLAN

BASEMENT FLOOR PLAN-1

SCALE =1:100

B/UP AREA CALCULATIONS :-

AREA CALCULATIONS BASEMENT FLOOR

ADDITIONS

SR.NO.	NAME	NO.	DIMENSIONS		AREA
1	B1	4	1.800	2.400	17.280
2	B2	2	6.160	3.460	42.627
3	B3	2	2.090	2.460	10.240
				TOTAL	70.149

DEDUCTION

SR.NO.	NAME	NO.	DIMENSIONS		AREA
1	L1	4	1.500	2.100	12.600
2	L2	2	1.780	2.300	8.188
				TOTAL	20.788

TOTAL B/UP AREA =70.149 - 20.788 SQM

TOTAL B/UP AREA =49.361 SQM

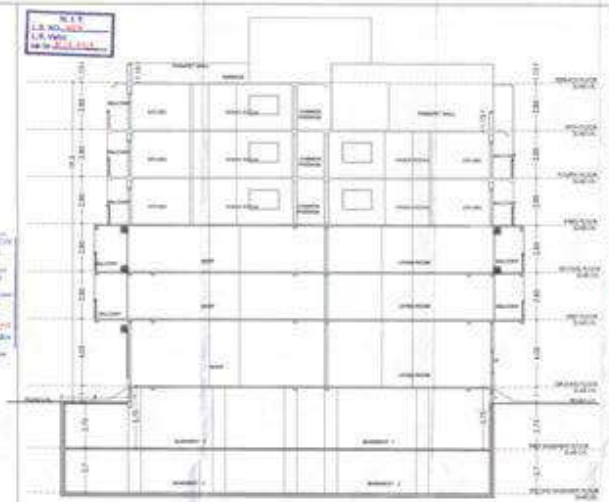

SECTION 6-6

SCALE 1:100

PROJECT TITLE

PROPOSED PLAN FOR GROUP HOUSING AT KHASRA. 15/2/2, C.C.NO. 471/ 858, HOUSA - DIGDOH, TAH. HINGNA DIST. NAGPUR.

DEVELOPER TO:

M/S. JALARAM SUDDHA KRISHNA THROUGH IT'S A:

1) SHRI DHARMENDRA DWARKADAS KADEKHA

2) SHRI BHARAT MANNUMAL KATARIYA

3) SHRI YOGESH KANTILAL KATARIYA

INDEX

	FIRE DOOR
	ABC FIRE EXTINGUISHERS
	FIRE PUMP
	FIRE SPRINKLER
	FIRE CONTROL PANEL
	FIRE MANUAL CALL POINT
	FIRE HOOTER
	FIRE HYDRANT VAVLE
	HR + HOSE REEL
	HB + HOSE BOX
	FIRE SERVICE INLET
	BUTTERFLY VALVE, NON RETURN VALVE
	FIRE HYDRANT STAND POST
	SMOKE DETECTOR
	150 MM DIA HYDRANT PIPE LINE
	100 MM DIA SPRINKLER PIPE LINE
	80 MM DIA PIPE LINE
	65 MM DIA PIPE LINE
	50 MM DIA PIPE LINE
	40 MM DIA PIPE LINE
	25 MM DIA PIPE LINE

Fire Consultant :- Signature :-

Amoya Agencies

Mr. Arvind Khobe

PARKING AREA STATEMENT (COMMERCIAL)

*) B/UP area having upto 100 sqm.

required parking 1 car ,2 scooter , 3 cycle parking

*)(480.991 sqm. B/UP area)

required parking 20 car, 75 scooter , 75 cycle parking

PARKING AREA STATEMENT FOR RESIDENTIAL

*) 3 tenements having B/UP area between 30 to 100(3.44 sq.m.)

required parking 1 car, 3 scooter , 3 cycle parking

*) 59 tenements having B/UP area between 30 to(1650.24 sq.m.)

provided parking 35 car, 59 scooter , 59 cycle parking

*) 4 tenements having B/UP area UPTO 30 SQ.M.

required parking 0 car , 0 scooter , 0 cycle parking

*) 21 tenements having B/UP area UPTO 30 SQ.M.

provided parking 0 car, 21 scooter , 21 cycle parking

TOTAL	COMMERCIAL/RESIDENTIAL
REQUIRED NET PARKING	40 car ,161 scooter ,161 cycle
ADDITIONAL 30% MORE PARKING	20 car ,81 scooter ,81cycle
GROSS REQUIRED PARKING	60 car ,242 scooter ,242 cycle

PARKING PROVIDED

CAR PARKING	60 X 2.50 X 5.00	850.00 SQ.m.
CAR PARKING	40 X 2.50 X 4.80	414.00 SQ.m.
SCOOTER PARKING	2000 X 1.00 X 2.0	334.00 SQ.m.
CYCLE PARKING	1000 X 0.50 X 1.4	207.50 SQ.m.
		2005.50 SQ.m.

SCHEDULE OF OPENINGS

S.NO	TYPE	SIZE	DESCRIPTION
1	D	1.00 X 2.10	T. W. FRAMED PANELLED
2	D1	0.90 X 2.10	T. W. FRAMED FLUSHED
3	D3	0.75 X 2.10	T. W. FRAMED FLUSHED
4	D4	1.20 X 2.10	T. W. FRAMED FLUSHED
5	FPD	1.20 X 2.10	T. W. FRAMED FLUSHED
6	RS	4 X 10	
7	SW	X1.20	FULLY GLAZED WINDOW
8	W	2.0 X 1.20	M.S.FRAMED
9	W1	3.00 X 1.20	M.S.FRAMED
10	W2	2.70 X 1.20	M.S.FRAMED
11	W3	0.90 X 1.20	GRANITE FRAMED
12	W5	0.70 X 1.20	M.S.FRAMED
14	W6	0.60 X 1.20	M.S.FRAMED
15	W7	1.80 X 1.20	M.S.FRAMED
16	W8	1.20 X 0.90	M.S.FRAMED
17	W9	1.20 X 1.20	M.S.FRAMED
18	W10	1.30 X1.20	M.S.FRAMED
19	V	0.75 X 0.60	GRANITE FRAMED
20	V1	- X 0.60	GRANITE FRAMED
21	V2	0.440 X 0.75	GRANITE FRAMED

DRAWING TITLE SUBMISSION DRAWING

WORK	SIGNATURE
	OWNER
	ARCHITECT

SHEET NO. 03/10

ARCHITECT

R.S. SONKUSARE



BASEMENT-1

SCALE 1:100

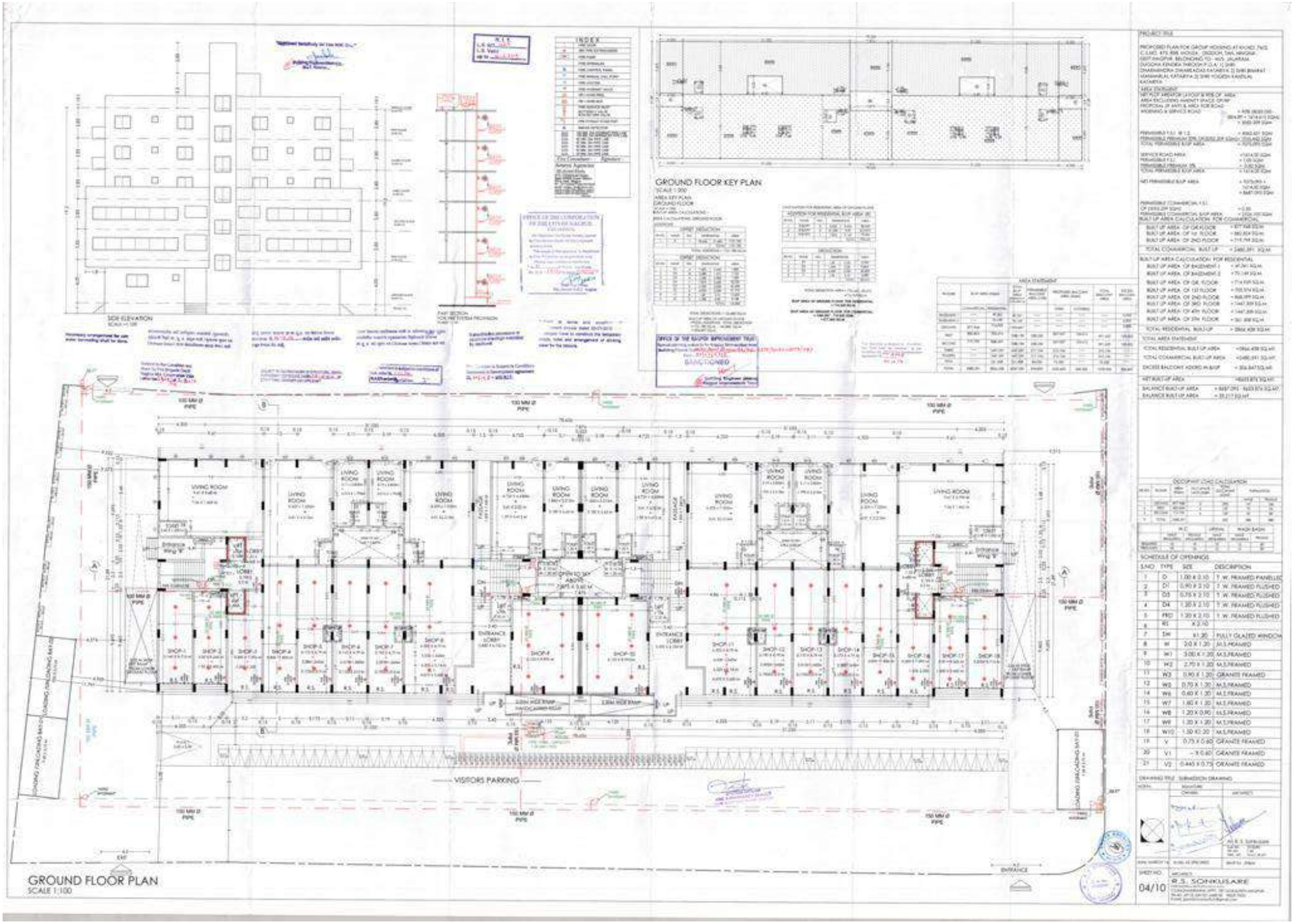

PROJECT TITLE

PROPOSED PLAN FOR GROUP HOUSING AT KHASRA Nos/S C.S.NO. 475/ 898, KHOLSA, DIGDOH, TAHL HINGNA, DIST-NAGPUR. BELONGING TO : M/S. JALARAM, DUGDHA KENDRA THROUGH P.O.A. 1) SHRI SHANKARDA DHANRAJDAS KATARIYA 2) SHRI BHARAT MANSHARILAL KATARIYA 3) SHRI YOGESH KANDILAL KATARIYA

AREA STATEMENT

NET PLOT AREA OF LAYOUT AS PER 'AR' AREA
AREA EXCLUDING AMENITY SPACE OF NP
PROPOSAL OF WIDTH & AREA FOR ROAD WIDENING & SERVICE ROAD = 478.08.00 SQM.
(804.87 + 1674.60 SQM.)
= 3083.395 SQM.

PERMISSIBLE F.S.I. @ 1.0 = 4082.601 SQM.
PERMISSIBLE PREMIUM 25% ON 2502.206 SQM.= 625.551 SQM.
TOTAL PERMISSIBLE B.U.P. AREA = 4708.152 SQM.

SERVICE ROAD AREA = 1674.60 SQM.
PERMISSIBLE F.S.I. = 1.00 SQM.
PERMISSIBLE PREMIUM 0% = 0.00 SQM.
TOTAL PERMISSIBLE B.U.P. AREA = 1674.60 SQM.

NET PERMISSIBLE B.U.P. AREA = 4708.152 + 1674.60 SQM. = 6487.043 SQM.

PERMISSIBLE COMMERCIAL F.S.I. OF 0.65 ON 2291 SQM. = 0.65
PERMISSIBLE COMMERCIAL B.U.P. AREA = 2502.206 SQM.
BUILT UP AREA CALCULATION FOR COMMERCIAL

BUILT UP AREA OF GR.FLOOR	= 877.998 SQ.M.
BUILT UP AREA OF 1st FLOOR	= 860.304 SQ.M.
BUILT UP AREA OF 2nd FLOOR	= 712.799 SQ.M.
TOTAL COMMERCIAL BUILT UP	= 2451.101 SQ.M.

BUILT UP AREA CALCULATION FOR RESIDENTIAL

BUILT UP AREA OF BASEMENT-I	= 67.341 SQ.M.
BUILT UP AREA OF BASEMENT-II	= 70.149 SQ.M.
BUILT UP AREA OF GR. FLOOR	= 714.919 SQ.M.
BUILT UP AREA OF 1ST FLOOR	= 705.574 SQ.M.
BUILT UP AREA OF 2ND FLOOR	= 668.399 SQ.M.
BUILT UP AREA OF 3RD FLOOR	= 1447.309 SQ.M.
BUILT UP AREA OF 4TH FLOOR	= 1447.309 SQ.M.
BUILT UP AREA OF 5TH FLOOR	= 361.998 SQ.M.
TOTAL RESIDENTIAL BUILT-UP	= 6484.408 SQ.M.

TOTAL AREA STATEMENT

TOTAL RESIDENTIAL BUILT-UP AREA	=6484.408 SQ.MT.
TOTAL COMMERCIAL BUILT-UP AREA	=2451.101 SQ.MT.
EXCESS BALCONY ADDED IN B.U.P.	= 304.847 SQ.MT.
NET BUILT-UP AREA	=9033.876 SQ.MT.
BALANCE BUILT-UP AREA	= 6487.043 - 9033.876 SQ.MT.
BALANCE BUILT-UP AREA	= -35.217 SQ.MT.

SCHEDULE OF OPENINGS

S.NO	TYPE	SIZE	DESCRIPTION
1	D	1.00 X 2.10	T. W. FRAMED PANELLED
2	D1	0.90 X 2.10	T. W. FRAMED FLUSHED
3	D2	0.75 X 2.10	T. W. FRAMED FLUSHED
4	D4	1.20 X 2.10	T. W. FRAMED FLUSHED
5	FD1	1.20 X 2.10	T. W. FRAMED FLUSHED
6	W1	X 2.10	
7	SW	X1.20	FULLY GLAZED WINDOW
8	W	2.0 X 1.20	M.S.FRAMED
9	W1	3.00 X 1.20	M.S.FRAMED
10	W2	2.70 X 1.20	M.S.FRAMED
11	W3	0.90 X 1.20	GRANITE FRAMED
12	W5	0.70 X 1.20	M.S.FRAMED
13	W6	0.60 X 1.20	M.S.FRAMED
14	W7	1.80 X 1.20	M.S.FRAMED
15	W8	1.20 X 0.90	M.S.FRAMED
16	W9	1.20 X 1.20	M.S.FRAMED
17	W10	1.50 X0.20	M.S.FRAMED
18	V	0.75 X 0.60	GRANITE FRAMED
19	V1	- X 0.60	GRANITE FRAMED
20	V2	0.445 X 0.75	GRANITE FRAMED

DRAWING TITLE : SUBMISSION DRAWING

SHEET NO. 04/10

ARCHITECT
R.S. SONKUSARE

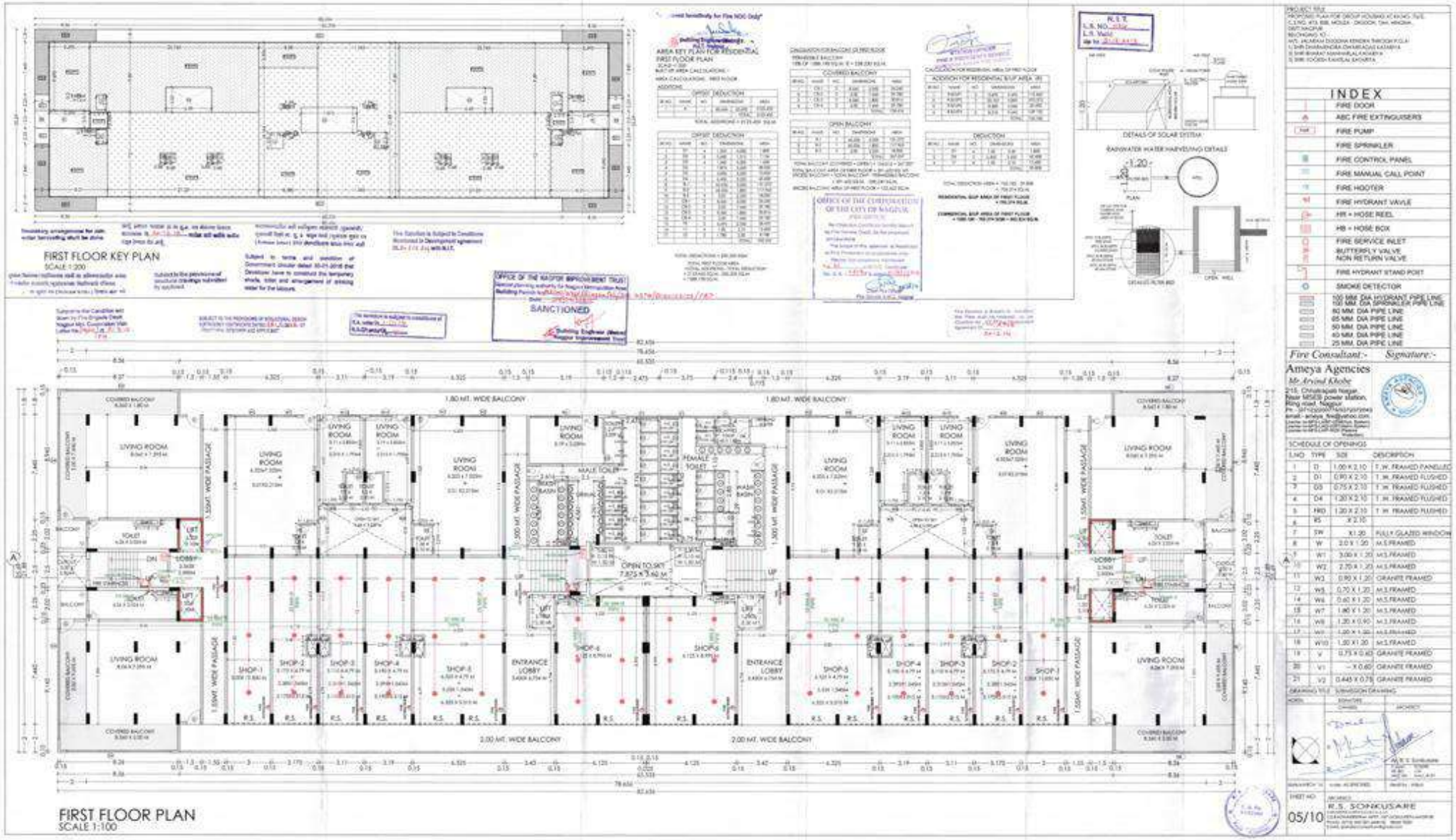
FIRST FLOOR KEY PLAN
SCALE 1:200
FIRST FLOOR PLAN
SCALE 1:100
1.80 MT. WIDE BALCONY
2.00 MT. WIDE BALCONY
LIVING ROOM
SHOP-1
SHOP-2
SHOP-3
SHOP-4
SHOP-5
SHOP-6
ENTRANCE LOBBY
OPEN TO SKY
MALE TOILET
FEMALE TOILET
WASH BASIN
LOBBY
TOILET
BALCONY
COVERED BALCONY
1.55MT. WIDE PASSAGE
1.500 MT. WIDE PASSAGE
SANCTIONED
OFFICE OF THE CORPORATION OF THE CITY OF NAGPUR
DETAILS OF SOLAR SYSTEM
RAINWATER WATER HARVESTING DETAILS
INDEX
FIRE DOOR
ABC FIRE EXTINGUISERS
FIRE PUMP
FIRE SPRINKLER
FIRE CONTROL PANEL
FIRE MANUAL CALL POINT
FIRE HOOTER
FIRE HYDRANT VAVLE
HR = HOSE REEL
HB = HOSE BOX
FIRE SERVICE INLET
BUTTERFLY VALVE
NON RETURN VALVE
FIRE HYDRANT STAND POST
SMOKE DETECTOR
100 MM. DIA HYDRANT PIPE LINE
100 MM. DIA SPRINKLER PIPE LINE
80 MM. DIA PIPE LINE
65 MM. DIA PIPE LINE
50 MM. DIA PIPE LINE
40 MM. DIA PIPE LINE
25 MM. DIA PIPE LINE
Fire Consultant:-
Signature:-
Ameya Agencies
Mr. Arvind Khobe
SCHEDULE OF OPENINGS
L.NO TYPE SIZE DESCRIPTION
1 D 1.00 X 2.10 T.W. FRAMED PANELLED
2 D1 0.90 X 2.10 T.W. FRAMED FLUSHED
3 D3 0.75 X 2.10 T.W. FRAMED FLUSHED
4 D4 1.20 X 2.10 T.W. FRAMED FLUSHED
5 FRD 1.20 X 2.10 T.W. FRAMED FLUSHED
6 RS X 2.10
7 SW X1.20 FULLY GLAZED WINDOW
8 W 2.0 X 1.20 M.S.FRAMED
9 W1 3.00 X 1.20 M.S.FRAMED
10 W2 2.70 X 1.20 M.S.FRAMED
11 W3 0.90 X 1.20 GRANITE FRAMED
12 W5 0.70 X 1.20 M.S.FRAMED
14 W6 0.60 X 1.20 M.S.FRAMED
15 W7 1.80 X 1.20 M.S.FRAMED
16 W8 1.20 X 0.90 M.S.FRAMED
17 W9 1.20 X 1.20 M.S.FRAMED
18 W10 1.20 X 1.20 M.S.FRAMED
19 V 0.75 X 0.60 GRANITE FRAMED
20 V1 – X 0.60 GRANITE FRAMED
21 V2 0.445 X 0.75 GRANITE FRAMED
DRAWING TITLE SUBMISSION DRAWING
SHEET NO
05/10
R.S. SONKUSARE

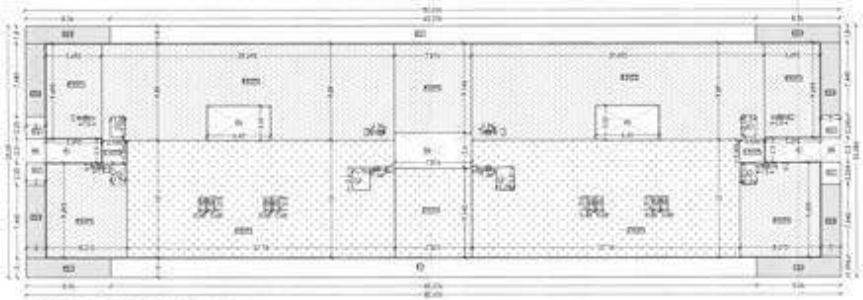

SECOND FLOOR KEY PLAN
SCALE 1:200

AREA KEY PLAN FOR RESIDENTIAL SECOND FLOOR PLAN

"Approved tentatively for Fire NOC Only"

N.I.T. L.S. NO. 1128 L.S. Valid up to 31.12.2019

OFFICE OF THE MAGPOR IMPROVEMENT TRUST
SANCTIONED
Sd/-
Building Engineer (Mech.)
Nagpur Improvement Trust

OFFICE OF THE CORPORATION OF THE CITY OF NAGPUR

INDEX

	FIRE DOOR
	ABC FIRE EXTINGUISERS
FAP	FIRE PUMP
	FIRE SPRINKLER
	FIRE CONTROL PANEL
	FIRE MANUAL CALL POINT
	FIRE HOOTER
	FIRE HYDRANT VAVLE
	HR = HOSE REEL
	HB = HOSE BOX
	FIRE SERVICE INLET
	BUTTERFLY VALVE
	NON RETURN VALVE
	FIRE HYDRANT STAND POST
	SMOKE DETECTOR
	100 MM. DIA HYDRANT PIPE LINE
	100 MM. DIA SPRINKLER PIPE LINE
	80 MM. DIA PIPE LINE
	65 MM. DIA PIPE LINE
	50 MM. DIA PIPE LINE
	40 MM. DIA PIPE LINE
	25 MM. DIA PIPE LINE

Fire Consultant:- Signature:-

Ameya Agencies
Mr. Arvind Khobe
215, Chhatrapati Nagar, Near MSEB power station, Ring road, Nagpur
Ph.- (0712)2227592/9970970543
email:- ameya_fire@yahoo.com

SCHEDULE OF OPENINGS

S.NO	TYPE	SIZE	DESCRIPTION
1	D	1.00 X 2.10	T.W. FRAMED PANELLED
2	D1	0.90 X 2.10	T.W. FRAMED FLUSHED
3	D3	0.75 X 2.10	T.W. FRAMED FLUSHED
4	D4	1.20 X 2.10	T.W. FRAMED FLUSHED
5	PRD	1.20 X 2.10	T.W. FRAMED FLUSHED
6	WS	X 2.10	
7	SW	X1.20	FULLY GLAZED WINDOW
8	W	2.0 X 1.20	M.S.FRAMED
9	W1	3.00 X 1.20	M.S.FRAMED
10	W2	2.70 X 1.20	M.S.FRAMED
11	W3	5.90 X 1.20	GRANITE FRAMED
12	W5	0.70 X 1.20	M.S.FRAMED
13	W6	0.60 X 1.20	M.S.FRAMED
14	W7	1.80 X 1.20	M.S.FRAMED
15	W8	1.20 X 0.90	M.S.FRAMED
16			
17	W10	1.50 X1.20	M.S.FRAMED
18	V	0.75 X 0.60	GRANITE FRAMED
19	V1	- X 0.60	GRANITE FRAMED
20	V2	0.445 X 0.75	GRANITE FRAMED

Drawing Title: SUBMISSION DRAWING

R. S. SONKUSARE

SHEET NO. 06/10

SECOND FLOOR PLAN
SCALE 1:100

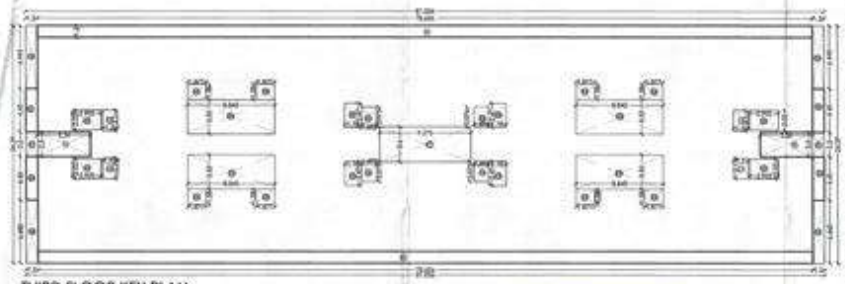

THIRD FLOOR KEY PLAN
SCALE 1:200

KEY PLAN
SCALE 1:200

AREA KEY PLAN
THIRD FLOOR PLAN
SCALE =1:200
BUILT-UP AREA CALCULATIONS -
AREA CALCULATIONS - THIRD FLOOR
ADDITIONS

BUILD.	NAME	NO.	DIMENSIONS	AREA
1	A	1	87.384	24.240	1968.855
				TOTAL	1968.855

TOTAL ADDITIONS = 1968.855 SQ.M.

OFFSET DEDUCTION

BUILD.	NAME	NO.	DIMENSIONS	AREA
1	B1	1	1.200	2.300	2.300
2	B2	2	1.800	2.300	8.280
3	B3	4	6.540	3.120	134.998
4	B4	8	1.800	1.980	28.728
5	B5	4	1.800	2.470	17.784
6	B6	4	1.800	2.470	17.784
7	B7	1	2.470	3.600	8.892
8	B8	4	1.800	2.470	32.292
9	B9	3	76.600	2.300	528.540
10	B10	4	1.800	4.440	31.968
11	B11	4	1.800	2.470	17.784
12	B12	4	6.540	3.120	163.296
				TOTAL	921.491

TOTAL DEDUCTIONS = 921.491 SQ.M.
BUILT-UP AREA OF THIRD FLOOR
=TOTAL ADDITIONS - TOTAL DEDUCTION
=1968.855 SQ.M. - 921.491 SQ.M
= 1447.359 SQ.M.

BALCONY AREA CALCULATIONS :-
AREA CALCULATIONS - 3RD FLOOR
PERMISSIBLE 15% BALCONY OF FLOOR AREA
@ 15% OF 1447.359 SQ.M.=217.103 SQ.M.
OPEN BALCONY AREA DEDUCTION

OPEN BALCONY

BUILD.	NAME	NO.	DIMENSIONS	AREA
1	B1	1	76.600	1.200	180.774
2			1.200	4.440	31.968
				TOTAL	212.742

OPEN BALCONY AREA = 210.134 SQ.M.

"Approved tentatively for Fire NOC Only"

N. E. T.
L.S. NO.
L.S. Valid
up to

OFFICE OF THE CORPORATION OF THE CITY OF NAGPUR

OFFICE OF THE NAGPUR IMPROVEMENT TRUST
SANCTIONED

Subject to Terms and condition of Government circular dated 30-01-2018 that Developer have to construct the temporary sheds, toilet and arrangement of drinking water for the labours.

SUBJECT TO THE PROVISIONS OF STRUCTURAL DESIGN, SUFFICIENCY CERTIFICATE DATED 4.7.21 ISSUED BY STRUCTURAL CONSULTANT AND APPLICANT

This sanction is subject to conditions of N.A. order Dt.
N.A.T.P. order Dt.

This Sanction is Subject to Conditions mentioned in Development agreement Regd. No. F.N. F.N. with M.S.E.C.

Subject to the Condition and Grant by Fire Brigade Deptt. Nagpur Mun. Corporation Vide Letter No.

Subject to the provisions of structural drawings submitted by applicant.



THIRD FLOOR PLAN
SCALE 1:100

PROJECT TITLE
PROPOSED PLAN FOR GROUP HOUSING AT KHO. NO. 74/5, 1 C.S.NO. 471, 908, HOUSA - DIGDOH, TAH. HINGNA DIST. NAGPUR
BELONGING TO
M/S. JALARAM DUGDHA SEHKRI MARYADIT P.O.P.
1) SHRI DHARMENDRA DHARDAS KATARIYA
2) SHRI BHARAT MANHARLAL KATARIYA
3) SHRI YOGESH KANTILAL KATARIYA

INDEX

	FIRE DOOR
	ABC FIRE EXTINGUISERS
PUMP	FIRE PUMP
	FIRE SPRINKLER
	FIRE CONTROL PANEL
	FIRE MANUAL CALL POINT
	FIRE HOOTER
	FIRE HYDRANT VAVLE
	HR = HOSE REEL
	HB = HOSE BOX
	FIRE SERVICE INLET BUTTERFLY VALVE NON RETURN VALVE
	FIRE HYDRANT STAND POST
	SMOKE DETECTOR
	100 MM DIA HYDRANT PIPE LINE 100 MM DIA SPRINKLER PIPE LINE
	80 MM. DIA PIPE LINE
	65 MM. DIA PIPE LINE
	50 MM. DIA PIPE LINE
	40 MM. DIA PIPE LINE
	25 MM. DIA PIPE LINE

Fire Consultant:- *Signature:-*

Ameya Agencies
Mr. Arvind Khobe
215, Chhatrapati Nagar,
Near MSEB power station,
Ring road, Nagpur.
Ph.- 0712-2720078/9373972643
email - ameya_fire@yahoo.com

SCHEDULE OF OPENINGS

S.NO	TYPE	SIZE	DESCRIPTION
1	D	1.00 X 2.10	T.W. FRAMED PANELLED
2	D1	0.90 X 2.10	T.W. FRAMED PUSHED
3	D2	0.75 X 2.10	T.W. FRAMED PUSHED
4	D4	1.20 X 2.10	T.W. FRAMED PUSHED
5	FRD	1.20 X 2.10	T.W. FRAMED PUSHED
6	RS	X 2.10	
7	SW	X1.20	FULLY GLAZED WINDOW
8	W	2.0 X 1.20	M.S.FRAMED
9	W1	3.00 X 1.20	M.S.FRAMED
10	W2	2.70 X 1.20	M.S.FRAMED
11	W3	0.90 X 1.20	GRANITE FRAMED
12	W5	0.70 X 1.20	M.S.FRAMED
14	W6	0.60 X 1.20	M.S.FRAMED
15	W7	1.80 X 1.20	M.S.FRAMED
16	W8	1.20 X 0.90	M.S.FRAMED
17	W9	1.20 X 1.20	M.S.FRAMED
18	W10	1.50 X1.20	M.S.FRAMED
19	V	0.75 X 0.60	GRANITE FRAMED
20	V1	-- X 0.60	GRANITE FRAMED
21	V2	0.445 X 0.75	GRANITE FRAMED

DRAWING TITLE : SUBMISSION DRAWING

SIGNATURE	NAME	ARCHITECT
OWNERS		
		Ar. R. S. Sonkusare

SCALE AS SPECIFIED | SHEET SIZE : A1(841)

SHEET NO. 07/10

ARCHITECT
R.S. SONKUSARE

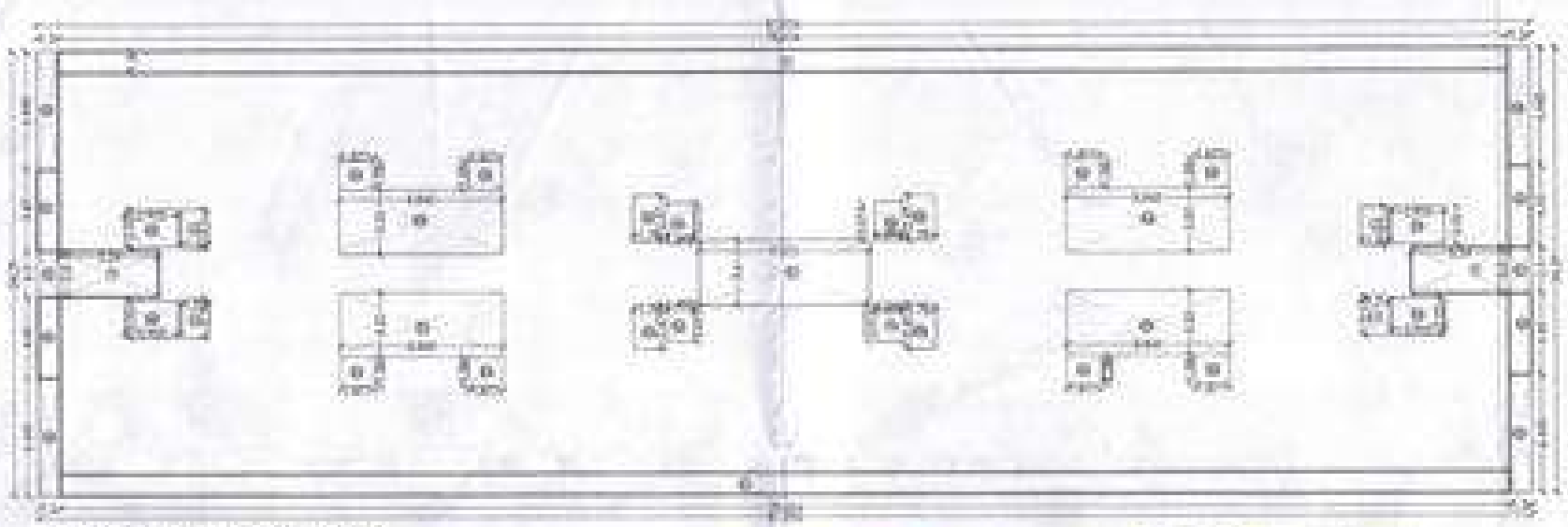

FOURTH FLOOR KEY PLAN
SCALE 1:200

KEY PLAN
SCALE 1:200

AREA KEY PLAN
FOURTH FLOOR PLAN

BUILT-UP AREA CALCULATIONS :-
AREA CALCULATIONS - THIRD FLOOR

BALCONY AREA CALCULATIONS :-
AREA CALCULATIONS - 4TH FLOOR

OPEN BALCONY

SANCTIONED

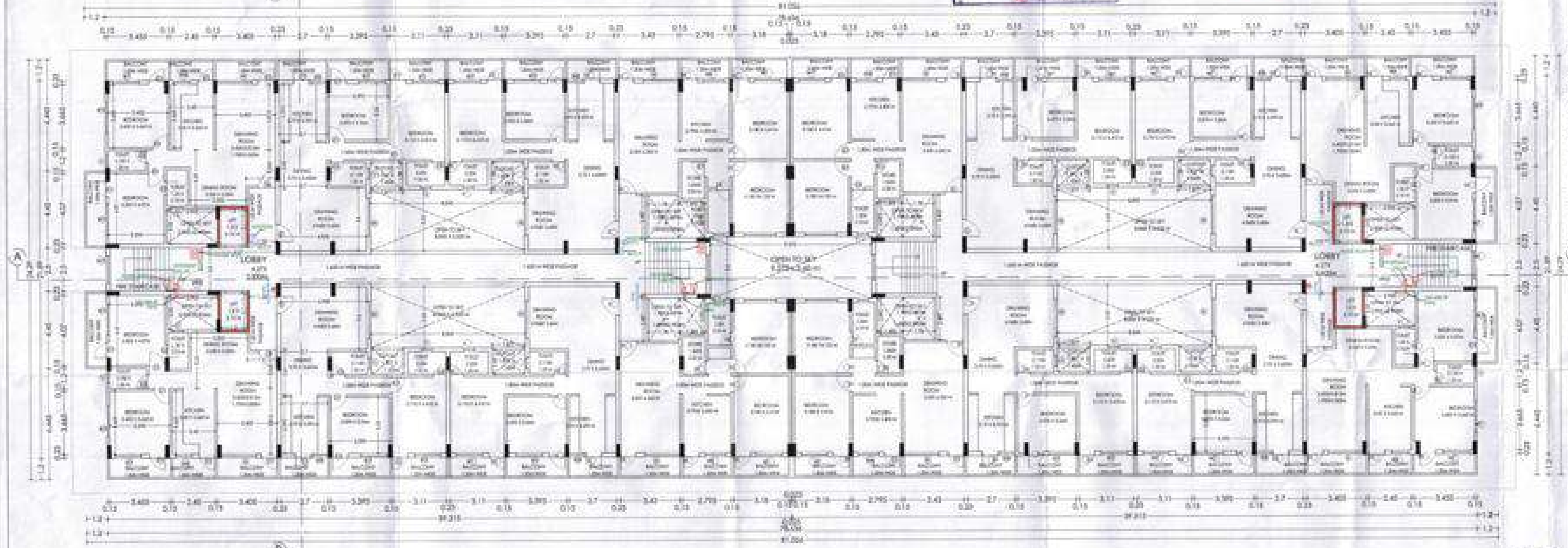

FOURTH FLOOR PLAN
SCALE 1:100

INDEX

	FIRE DOOR
	ABC FIRE EXTINGUISERS
	FIRE PUMP
	FIRE SPRINKLER
	FIRE CONTROL PANEL
	FIRE MANUAL CALL POINT
	FIRE HOOTER
	FIRE HYDRANT VAVLE
	HR = HOSE REEL
	HB = HOSE BOX
	FIRE SERVICE INLET BUTTERFLY VALVE NON RETURN VALVE
	FIRE HYDRANT STAND POST
	SMOKE DETECTOR
	100 MM. DIA HYDRANT PIPE LINE 100 MM. DIA SPRINKLER PIPE LINE 80 MM. DIA PIPE LINE 65 MM. DIA PIPE LINE 50 MM. DIA PIPE LINE 40 MM. DIA PIPE LINE 25 MM. DIA PIPE LINE

Fire Consultant :- *Signature:-*

Ameya Agencies
Mr Arvind Khobe
215, Chhatrapati Nagar,
Near MSEB power station,
Ring road, Nagpur

SCHEDULE OF OPENINGS

S.NO	TYPE	SIZE	DESCRIPTION
1	D	1.00 X 2.10	T. W. FRAMED PANELLED
2	D1	0.90 X 2.10	T. W. FRAMED FLUSHED
3	D3	0.75 X 2.10	T. W. FRAMED FLUSHED
4	D4	1.20 X 2.10	T. W. FRAMED FLUSHED
5	FRD	1.20 X 2.10	T. W. FRAMED FLUSHED
6	RS	X 2.10	
7	SW	X1.20	FULLY GLAZED WINDOW
8	W	5.0 X 1.20	M.S.FRAMED
9	W1	3.00 X 1.20	M.S.FRAMED
10	W2	2.70 X 1.20	M.S.FRAMED
11	W3	0.90 X 1.20	GRANITE FRAMED
12	W5	0.70 X 1.20	M.S.FRAMED
14	W6	0.60 X 1.20	M.S.FRAMED
15	W7	1.80 X 1.20	M.S.FRAMED
16	W8	1.20 X 0.90	M.S.FRAMED
17	W9	1.20 X 1.20	M.S.FRAMED
18	W10	1.50 X 1.20	M.S.FRAMED
19	V	0.75 X 0.60	GRANITE FRAMED
20	V1	X 0.60	GRANITE FRAMED
21	V2	0.445 X 0.75	GRANITE FRAMED

DRAWING TITLE : SUBMISSION DRAWING

SHEET NO. 08/10

ARCHITECT
R.S. SONKUSARE

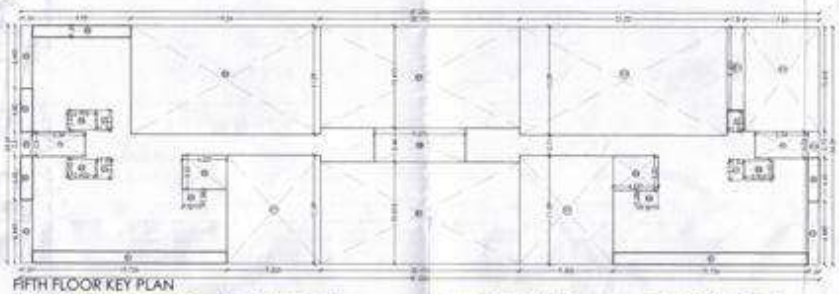

FIFTH FLOOR KEY PLAN
SCALE 1:200

KEY PLAN
SCALE 1:200

AREA KEY PLAN
FIFTH FLOOR PLAN
SCALE 1:100

BUILT-UP AREA CALCULATIONS :-

AREA CALCULATIONS - FIFTH FLOOR

ADDITIONS

SR.NO.	NAME	NO.	DIMENSIONS		AREA
1	A	1	81.056	24.00	1945.344
			TOTAL		1945.344

TOTAL ADDITIONS = 1945.344 SQ.M.

OFFSET DEDUCTION

SR.NO.	NAME	NO.	DIMENSIONS		AREA
1	D1	1	1.800	3.100	5.580
2	D2	1	0.900	3.100	11.904
3	D3	1	1.200	3.100	23.002
4	D4	1	1.200	3.100	3.720
5	D5	1	4.207	3.100	37.146
6	D6	1	12.148	3.100	212.577
7	D7	1	20.707	3.100	428.342
8	D8	1	8.979	3.100	92.845
9	D9	1	4.800	3.100	111.600
10	D10	1	21.300	3.100	330.111
11	D11	1	1.800	3.100	11.191
12	D12	1	1.410	3.100	91.121
13	W	1	3.000	3.100	3.720
14	W1	1	14.731	3.100	47.345
15	W2	1	1.350	3.100	14.880
16	W3	1	10.990	3.100	108
17	W4	1	4.800	3.100	11.408
18	W5	1	1.200	3.100	11.408
19	W6	1	3.540	3.100	13.950
20	W7	1	9.048	3.100	13.278
				TOTAL	1407.342

TOTAL DEDUCTIONS = 1407.342 SQ.M.

BUILT-UP AREA OF FIFTH FLOOR
= TOTAL ADDITIONS - TOTAL DEDUCTION
= 1945.800 SQ.M. - 1407.342 SQ.M.
= 541.808 SQ.M.

BALCONY AREA CALCULATIONS :-
AREA CALCULATIONS - 5TH FLOOR
PERMISSIBLE 10% BALCONY OF FLOOR AREA
IS 10% OF 541.808 SQ.M. (64.224 SQ.M.)

OPEN BALCONY AREA DEDUCTION

OPEN BALCONY

SR.NO.	NAME	NO.	DIMENSIONS		AREA
1	B	3	11.700	1.350	47.502
2	B1	1	1.20	4.650	14.520
3	B2	1	4.350	1.350	11.588
				TOTAL	73.590

OPEN BALCONY AREA = 73.590 SQ.M.

N.T.T.
L.S. NO.
L.S. Valid
up to

OFFICE OF THE CORPORATION OF THE CITY OF NAGPUR.

OFFICE OF THE NAGPUR IMPROVEMENT TRUST
SANCTIONED
Building Engineer (Mech)
Nagpur Improvements Trust

COMMON TERRACE

OPEN TO SKY

COMMON TERRACE

LOBBY

LOBBY

FIFTH FLOOR PLAN
SCALE 1:100

PROJECT TITLE
PROPOSED PLAN FOR GROUP HOUSING AT KHASRA NOS.
C.S.NO. 405, 838, MOUZA / DIGDOH, TAH. HINGNA -
DIST. NAGPUR.
BELONGING TO :-
M/S. JAGANNAH DUGDHA SINDHU SHEDDHY P.O.A.
1) SHRI DHARMENDRA DHANRAJMAL KATARIYA
2) SHRI BHARAT MANHARLAL KATARIYA
3) SHRI YOGESH KANTILAL KATARIYA

INDEX

	FIRE DOOR
	ABC FIRE EXTINGUISERS
	FIRE PUMP
	FIRE SPRINKLER
	FIRE CONTROL PANEL
	FIRE MANUAL CALL POINT
	FIRE HOOTER
	FIRE HYDRANT VAVLE
	HR = HOSE REEL
	HB = HOSE BOX
	FIRE SERVICE INLET
	BUTTERFLY VALVE
	NON RETURN VALVE
	FIRE HYDRANT STAND POST
	SMOKE DETECTOR
	100 MM. DIA HYDRANT PIPE LINE
	100 MM. DIA SPRINKLER PIPE LINE
	80 MM. DIA PIPE LINE
	65 MM. DIA PIPE LINE
	50 MM. DIA PIPE LINE
	40 MM. DIA PIPE LINE
	25 MM. DIA PIPE LINE

Fire Consultant :- *Signature :-*

Ameya Agencies
Mr. Arvind Dube
215, Chhatrapati Nagar,
Near MSEB power station,
Wing road, Nagpur.
Ph. - (0712)2870778/2720202
email - ameya_fire@yahoo.com

SCHEDULE OF OPENINGS

S.NO	TYPE	SIZE	DESCRIPTION
1	D	1.00 X 2.10	T.W. FRAMED PANELLED
2	D1	0.90 X 2.10	T.W. FRAMED FLUSHED
3	D3	0.75 X 2.10	T.W. FRAMED FLUSHED
4	D4	1.35 X 2.10	T.W. FRAMED FLUSHED
5	FRD	1.20 X 2.10	T.W. FRAMED FLUSHED
6	#1	X 2.10	
7	SW	X 1.20	FULLY GLAZED WINDOW
8	w	2.0 X 1.20	M.S.FRAMED
9	w1	3.00 X 1.20	M.S.FRAMED
10	w2	2.70 X 1.20	M.S.FRAMED
11	w3	0.90 X 1.20	GRANITE FRAMED
12	w4	0.75 X 1.20	M.S.FRAMED
13	w5	0.60 X 1.20	M.S.FRAMED
14	w6	1.80 X 1.20	M.S.FRAMED
15	w7	1.20 X 0.90	M.S.FRAMED
16	w8	1.20 X 1.20	M.S.FRAMED
17	w9	1.80 X 1.20	M.S.FRAMED
18	w10	1.50 X 1.20	M.S.FRAMED
19	V	0.75 X 0.60	GRANITE FRAMED
20	V1	-- X 0.60	GRANITE FRAMED
21	V2	0.445 X 0.75	GRANITE FRAMED

DRAWING TITLE : SUBMISSION DRAWING

NORTH	REVISIONS	DRAWING	ARCHITECT
			R. S. Sonkusare

SHEET NO. 09/10

ARCHITECT :-
R.S. SONKUSARE

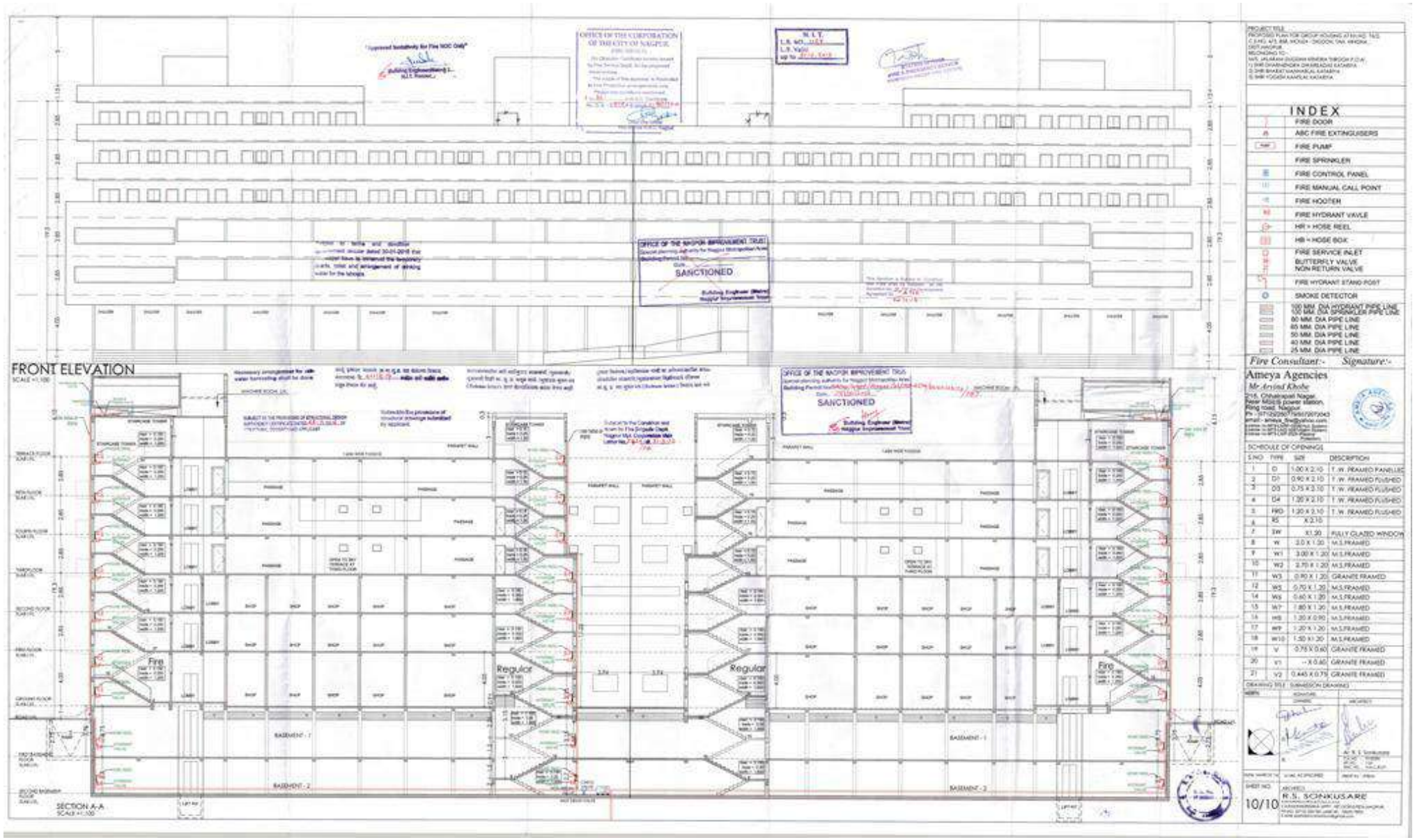

PROJECT TITLE
PROPOSED PLAN FOR GROUP HOUSING AT KH.NO. 16/2, C.S.NO. 4/1, MA. MOUZA - DIGDOH, TAH. KAMPAL DIST.NAGPUR.
BELONGING TO :-
M/S. JALARAM JAGDISHA KRIKRIA THROUGH P.O.A.
1) SHRI DHARMENDRA DHARIDAS KATARIYA
2) SHRI BHARAT KANHAIYALAL KATARIYA
3) SHRI YOGESH KANPLAL KATARIYA

INDEX

	FIRE DOOR
	ABC FIRE EXTINGUISERS
PUMP	FIRE PUMP
	FIRE SPRINKLER
	FIRE CONTROL PANEL
	FIRE MANUAL CALL POINT
	FIRE HOOTER
	FIRE HYDRANT VAVLE
	HR = HOSE REEL
	HB = HOSE BOX
	FIRE SERVICE INLET BUTTERFLY VALVE NON RETURN VALVE
	FIRE HYDRANT STAND POST
	SMOKE DETECTOR
	100 MM. DIA HYDRANT PIPE LINE 100 MM. DIA SPRINKLER PIPE LINE
	80 MM. DIA PIPE LINE
	65 MM. DIA PIPE LINE
	50 MM. DIA PIPE LINE
	40 MM. DIA PIPE LINE
	25 MM. DIA PIPE LINE

Fire Consultant :- *Signature :-*

Ameya Agencies
Mr.Arvind Khobe
215, Chhatrapati Nagar,
Near MSEB power station,
Ring road, Nagpur.
Ph :- 9011020907/9561007043
email :- ameya_fire@yahoo.com

SCHEDULE OF OPENINGS

S.NO	TYPE	SIZE	DESCRIPTION
1	D	1.00 X 2.10	T.W. FRAMED PANELLED
2	D1	0.90 X 2.10	T.W. FRAMED FLUSHED
3	D3	0.75 X 2.10	T.W. FRAMED FLUSHED
4	D4	1.20 X 2.10	T.W. FRAMED FLUSHED
5	FRD	1.20 X 2.10	T.W. FRAMED FLUSHED
6	W	X 2.10	
7	SW	X1.20	FULLY GLAZED WINDOW
8	W	2.0 X 1.20	M.S.FRAMED
9	W1	3.00 X 1.20	M.S.FRAMED
10	W2	2.70 X 1.20	M.S.FRAMED
11	W3	0.90 X 1.20	GRANITE FRAMED
12	W5	0.70 X 1.20	M.S.FRAMED
14	W6	0.60 X 1.20	M.S.FRAMED
15	W7	1.80 X 1.20	M.S.FRAMED
16	W8	1.20 X 0.90	M.S.FRAMED
17	W9	1.20 X 1.20	M.S.FRAMED
18	W10	1.50 X1.20	M.S.FRAMED
19	V	0.75 X 0.60	GRANITE FRAMED
20	V1	-- X 0.60	GRANITE FRAMED
21	V2	0.445 X 0.75	GRANITE FRAMED

DRAWING TITLE : SUBMISSION DRAWING

SIGNATURE	
OWNERS	ARCHITECT

DATE : MARCH'16 | SCALE : AS INDICATED | DRAWN BY : SHEKHAR

SHEET NO. 10/10

ARCHITECT
R. S. SONKUSARE