SECTOR R-12B_BUILDING -T9

1ST, 13TH & ODD FLOOR PLAN & KEY PLAN,
F.S.I. STATEMENT,
TERRACE & VENTILATION CALCULATION TABLE

Approved as amended in.....
subject to conditions mentioned in Annuxure 'A'
of letter No.PMC/C.R. No.2804/23-24/Mauje...Mulshi
S. No/G. No/CTS No...Sr.No.13, Cs.No.1, Mauje Bhugaon, Tal.Mulshi
Dated-09/09/2024
Metropolitan Commissioner and
Chief Executive Officer
Pune Metropolitan Regional Development Authority, Pune.

FLOORS	TENEMENTS NOS	FLAT NOS OF BUILDING = T9
FIRST	6	101,102,103,,104,105,106
SECOND	6	201,202,203,,204,205,206
THIRD	6	301,302,303,,304,305,306
FOURTH	6	401,402,403,,404,405,406
FIFTH	6	501,502,503,504,505,506
SIXTH	6	601,602,603,,604,605,606
SEVENTH	6	701,702,703,704,705,706
EIGHTH	6	801,802,803,804,805,806
NINTH	6	901,902,903,904,905,906
TENTH	6	1001,1002,1003,1004,1005,1006
ELEVENTH	6	1101,1102,1103,1104,1105,1106
TWELVE	6	1201,1202,1203,1204,1205,1206
THIRTEEN	6	1301,1302,1303,1304,1305,1306
FOURTEEN	6	1401,1402,1403,1404,1405,1406
FIFTEEN	6	1501,1502,1503,1504,1505,1506
SIXTEEN	6	1601,1602,1603,1604,1605,1606
SEVENTEEN	6	1701,1702,1703,1704,1705,1706
TOTAL	102	

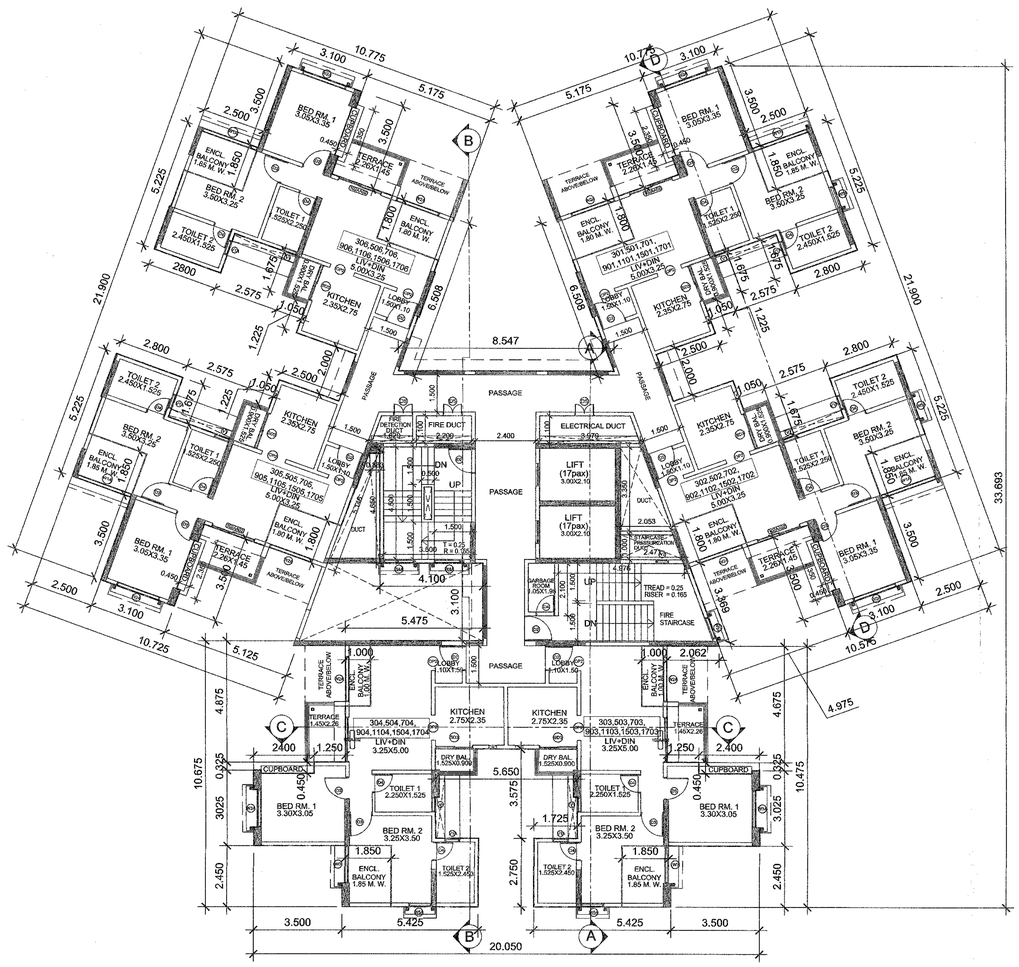

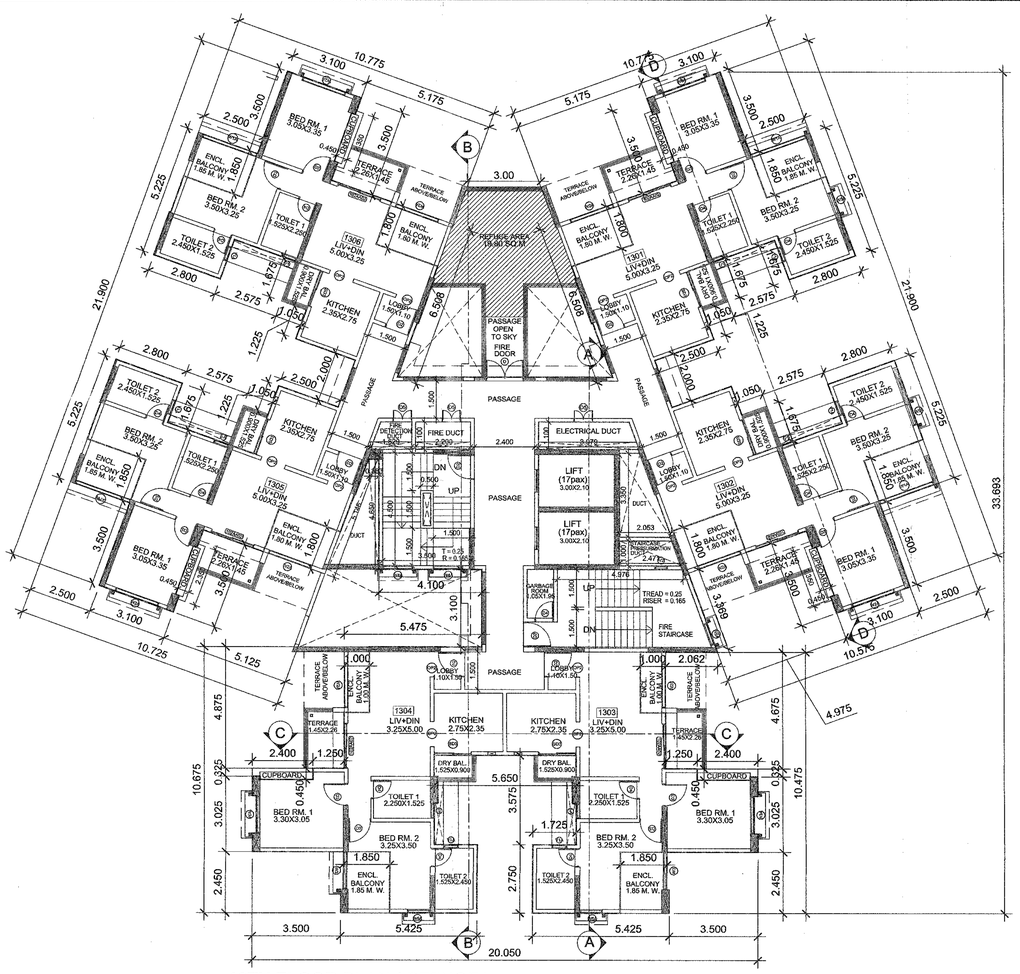

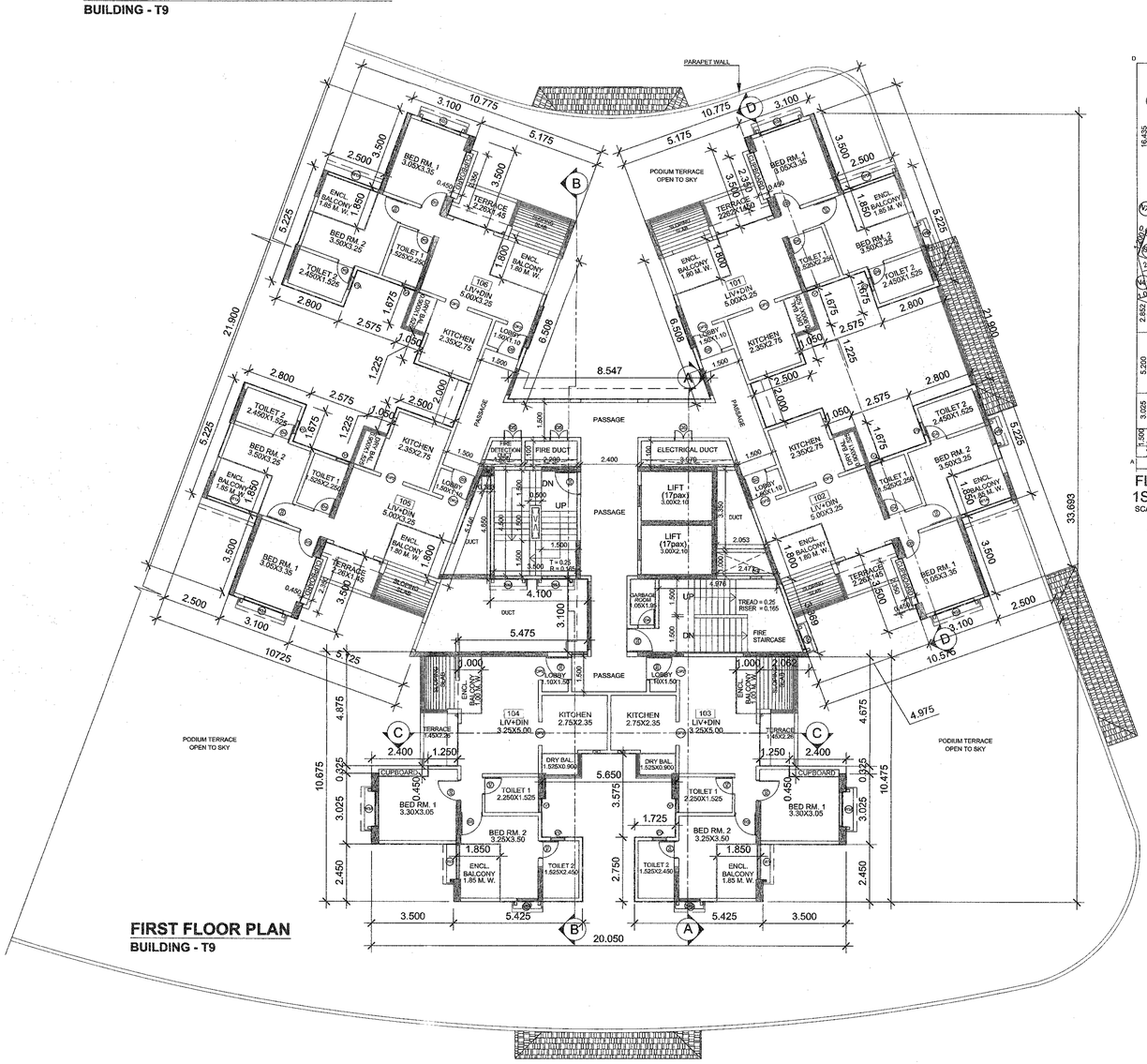

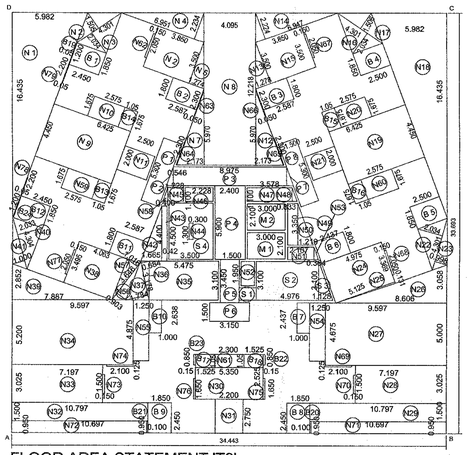

FLOOR AREA STATEMENT 'T9'
1ST,3rd,5th,7th,9th,11th,13th,15th & 17th FLOOR
SCALE 1:200

FLOOR	F.S.I. SQ.M.	PERMISSIBLE BALCONY	ENCLOSED BALCONY	SERVICE BALCONY (DRY BALCONY)	TOTAL PROPOSED BALCONY	AREA OF FIRE STAIRCASE FREE FSI	FREE OF FSI FIRE LIFT AREA SQ.M.	TERRACE AREA AS PER P LINE	GR.COVERAGE SQ.MTS	TENEMENTS	HEIGHT IN M.
LOWER GROUND PLAN	0.000	0.000	0.000	0.000	0.000	0.000		0.000	412.135+23.948 +24.428=	0	
UPPER GROUND PLAN	0.000	0.000	0.000	0.000	0.000	0.000		0.000		0	
1ST FLOOR PLAN	412.049	61.807	51.120	10.494	61.614	18.524	12.600	23.948		6	
2ND FLOOR PLAN	412.135	61.820	51.107	10.494	61.601	18.524		24.428		6	
3RD FLOOR PLAN	412.049	61.807	51.120	10.494	61.614	18.524		23.948		6	
4TH FLOOR PLAN	412.135	61.820	51.107	10.494	61.601	18.524		24.428		6	
5TH FLOOR PLAN	412.049	61.807	51.120	10.494	61.614	18.524		23.948		6	
6TH FLOOR PLAN	412.135	61.820	51.107	10.494	61.601	18.524		24.428		6	
7TH FLOOR PLAN	412.049	61.807	51.120	10.494	61.614	18.524		23.948		6	
8TH FLOOR PLAN	412.135	61.820	51.107	10.494	61.601	18.524		24.428		6	
9TH FLOOR PLAN	412.049	61.807	51.120	10.494	61.614	18.524		23.948		6	
10TH FLOOR PLAN	412.135	61.820	51.107	10.494	61.601	18.524		24.428		6	
11TH FLOOR PLAN	412.049	61.807	51.120	10.494	61.614	18.524		23.948		6	
12TH FLOOR PLAN	412.135	61.820	51.107	10.494	61.601	18.524		24.428		6	
13TH FLOOR PLAN	412.049	61.807	51.120	10.494	61.614	18.524		23.948		6	
14th FLOOR PLAN	412.135	61.820	51.107	10.494	61.601	18.524		24.428		6	
15th FLOOR PLAN	412.049	61.807	51.120	10.494	61.614	18.524		23.948		6	
16th FLOOR PLAN	412.135	61.820	51.107	10.494	61.601	18.524		24.428		6	
17th FLOOR PLAN	412.049	61.807	51.120	10.494	61.614	18.524		23.948		6	
TOTAL AREA	7005.521	1050.828	868.936	178.398	1047.334	314.908	12.600	410.956	460.511	102	57.570

FLOOR AREA STATEMENT					
1ST,3rd,5th,7th,9th,11th,13th,15th & 17th FLOOR					
Block Area					
ABCD :	34.443	X	33.693	=	1160.488
DEDUCTIONS :					
NORMAL					
N 1	0.5 X	5.982	X	16.435	= 49.157
N 2	0.5 X	4.301	X	1.505	= 3.237
N 2		3.850	X	3.500	= 13.475
N 3	0.5 X	4.301	X	2.034	= 4.374
N 4	0.5 X	6.951	X	2.234	= 7.764
N 5	0.5 X	1.274	X	3.500	= 2.230
N 7	0.5 X	2.173	X	5.970	= 6.486
N 8		4.095	X	12.218	= 50.033
N 9		6.425	X	4.450	= 28.591
N10		2.575	X	1.675	= 4.313
N11		2.500	X	2.000	= 5.000
N12	0.5 X	2.173	X	5.970	= 6.486
N13	0.5 X	1.278	X	3.500	= 2.237
N14	0.5 X	6.947	X	2.224	= 7.725
N15		3.850	X	3.500	= 13.475
N16	0.5 X	4.301	X	2.034	= 4.374
N17	0.5 X	4.301	X	1.506	= 3.239
N18	0.5 X	5.982	X	16.435	= 49.157
N19		4.450	X	6.425	= 28.591
N20		2.575	X	1.675	= 4.313
N21		2.500	X	2.000	= 5.000
N22	0.5 X	4.301	X	2.034	= 4.374
N23	0.5 X	4.301	X	0.998	= 2.146
N24		4.975	X	3.369	= 16.761
N25	0.5 X	4.975	X	0.131	= 0.326
N26	0.5 X	8.606	X	3.058	= 13.159
N27		9.597	X	5.000	= 47.985
N28		7.197	X	3.025	= 21.771
N29		10.797	X	1.500	= 16.196
N30		5.350	X	2.525	= 13.509
N31		2.200	X	2.750	= 6.050
N32		10.797	X	1.500	= 16.196
N33		7.197	X	3.025	= 21.771
N34		9.597	X	5.200	= 49.904
N35		5.475	X	3.100	= 16.973
N36	0.5 X	0.684	X	3.178	= 1.087
N37	0.5 X	1.784	X	3.178	= 2.835
N38		4.063	X	3.495	= 14.200
N39	0.5 X	7.887	X	2.852	= 11.247
N40	0.5 X	2.033	X	4.304	= 4.375
N41	0.5 X	1.000	X	4.304	= 2.152
N42	0.5 X	1.665	X	4.400	= 3.663
N43		0.420	X	4.400	= 1.848
N44		0.300	X	1.300	= 0.390
N45		1.228	X	1.100	= 1.351
N46		2.228	X	1.100	= 2.451
N47		3.578	X	1.100	= 3.936
N48	0.5 X	1.100	X	0.400	= 0.220
N49		0.833	X	3.350	= 2.791
N50	0.5 X	1.219	X	3.350	= 2.042
N51		2.107	X	1.000	= 2.107
N52		1.050	X	1.950	= 2.048
N53	0.5 X	1.000	X	0.364	= 0.182
N54		1.250	X	4.675	= 5.844
N55		2.300	X	4.875	= 6.094
N56	0.5 X	0.903	X	3.646	= 1.646
N57	0.5 X	1.016	X	3.646	= 1.852
N58	0.5 X	1.100	X	0.400	= 0.220
N59		2.575	X	1.675	= 4.313
N60		2.575	X	1.675	= 4.313
N61		2.300	X	1.050	= 2.415
N62		0.150	X	2.050	= 0.308
N63		2.300	X	0.050	= 0.115
N64		2.300	X	0.050	= 0.115
N65		2.300	X	0.050	= 0.115
N66		2.300	X	0.050	= 0.115
N67		0.150	X	2.050	= 0.308
N68		0.150	X	2.050	= 0.308
N69		2.100	X	0.125	= 0.263
N70		1.500	X	0.150	= 0.225
N71		10.697	X	0.950	= 10.162
N72		10.697	X	0.950	= 10.162
N73		1.500	X	0.150	= 0.225
N74		2.100	X	0.125	= 0.263
N75		0.150	X	1.650	= 0.248
N76		0.150	X	1.650	= 0.248
N77		0.150	X	2.050	= 0.308
N78		0.050	X	2.200	= 0.110
N79		0.050	X	2.200	= 0.110
TOTAL					655.701
FIRE STAIRCASE					
S 1		1.350	X	1.000	= 1.350
S 2		4.976	X	3.100	= 15.426
S 3	0.5 X	1.128	X	3.100	= 1.748
TOTAL					18.524
ENCLOSED BALCONY					
B 1		2.450	X	1.850	= 4.533
B 2		2.587	X	1.800	= 4.657
B 3		2.587	X	1.800	= 4.657
B 4		2.500	X	1.850	= 4.625
B 5		2.500	X	1.850	= 4.625
B 6		2.437	X	1.800	= 4.387
B 7		1.000	X	2.437	= 2.437
B 8		1.850	X	2.450	= 4.533
B 9		1.850	X	2.450	= 4.533
B10		1.000	X	2.638	= 2.638
B11		2.587	X	1.800	= 4.657
B12		2.450	X	1.850	= 4.533
B19		1.200	X	0.050	= 0.060
B20		0.950	X	0.100	= 0.095
B21		0.950	X	0.100	= 0.095
B24		1.200	X	0.050	= 0.060
TOTAL					51.120
SERVICE BALCONY (DRY BALCONY)					
B13		1.050	X	1.675	= 1.759
B14		1.050	X	1.675	= 1.759
B15		1.050	X	1.675	= 1.759
B16		1.050	X	1.675	= 1.759
B17		1.050	X	1.525	= 1.601
B18		1.050	X	1.525	= 1.601
B22		0.850	X	0.150	= 0.128
B23		0.850	X	0.150	= 0.128
TOTAL					10.494
TOTAL BALCONY					61.614
FIRE LIFT DUCT					
M 1		3.000	X	2.100	= 6.300
M 2		3.000	X	2.100	= 6.300
TOTAL					12.600
TOTAL DEDUCTIONS ;					748.439
FLOOR FSI = Area ABCD - Tot. Deductions					
1160.488	-	748.439		=	412.049

STAIRCASE					
S 5		3.500	X	4.500	= 15.750
PASSAGE					
P 1		1.500	X	5.300	= 7.950
P 2	0.5 X	0.546	X	1.500	= 0.410
P 3		8.975	X	1.500	= 13.463
P 4		2.400	X	5.900	= 14.160
P 5		1.500	X	3.450	= 5.175
P 6		3.150	X	1.500	= 4.725
P 7	0.5 X	0.546	X	1.500	= 0.410
P 8		1.500	X	5.300	= 7.950
TOTAL					54.242

WATER CAPACITY CALCULTION T9

NO.OF TENEMENTS X 5 X135 LTR.	= DOMESTIC REQUIREMENT
102 NOSX 5 X135 LTR.	= 68850 LTRS
REQUIRED FIRE O/H WATER TANK	= 25,000 LITERS
TOTAL CAPACITY OF O/H WATER TANK	= 68850LITERS.+25000 FIRE
REQUIRED FIRE U.G WATER TANK	= 75000 LITERS
TOTAL CAPACITY OF U.G. WATER TANK	= 103275 LITERS.+75000 FIRE

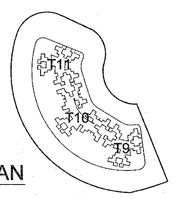

SITE PLAN
SCALE :- N.T.S.

VENTILATION CALCULATION TABLE FOR 1 BHK FLAT

S.NO.	ROOM	AREA OF ROOM	VENTILATION OF REQD.	VENTILATION OF PROVIDED
1	LIVING+DIN	16.250	2.031	2.7 (W2A)
2	KITCHEN	6.462	0.808	3.15 (SD3)
4	BED ROOM=1	15.555	1.944	2.7 (W2A)
5	TOILET 1	4.080	0.510	0.54 (V)

VENTILATION CALCULATION TABLE FOR 2 BHK FLAT

S.NO.	ROOM	AREA OF ROOM	VENTILATION OF REQD.	VENTILATION OF PROVIDED
1	LIV+DIN	16.250	2.031	2.70 (W2A)
2	KITCHEN	6.462	0.808	3.15 (SD3)
4	BED ROOM=1	10.217	1.277	2.70(W2A)
5	TOILET 1	3.420	0.428	0.540 (V)
6	BEDROOM=2	11.375	1.422	2.70 (W2A)
7	TOILET=2	3.724	0.466	0.540 (V)

DOOR & WINDOW SCHEDULES

DOOR	WINDOW	
W = 0.900 X 1.200 W1= 1.200 X 1.200 W2= 1.500 X 1.200 W3= 1.800 X 1.200 W4= 2.250 X 1.200 V = 0.900 X 0.750	D = 1.200 X 2.275 D1 = 1.000 X 2.275 D3 = 0.900 X 2.275 D4 = 0.750 X 2.275 FD = 2.400 X 2.275	

NAME OF OWNER	SIGN. OF OWNER
PARANJAPE SCHEMES CONSTRUCTION LTD.	

DESCRIPTION OF PROPOSAL AND PROPERTY

REVISED BUILDING AT FOREST TRAILS TOWNSHIP, SECTOR R-12B, HIGHLAND, BUILDING T9, T10 & T11 AT VILLAGE: BHUGAON, TALUKA : MULSHI

JOB NO.	DRG. NO.	REVISION	SCALE	DRN/CKD.BY	NORTH
442	3 / 15	R1	1:100	RAVI / RAV	AS PER LAYOUT

SIGN. CA/85/8968

ANIRUDDHA VAIDYA & ASSOCIATES
ARCHITECTS, INTERIOR DESIGNERS, TOWN PLANNERS
4, DATTAPRASAD, 1206, B/7,
OFF J.M. ROAD, SHIVAJINAGAR
PUNE : 411 004.
TEL./FAX : 25530420, 25530430.
E.MAIL:-archvaidya@gmail.com
Visit us:- www.archvaidya.com

DATE
12/04/2017
25/01/2024