

AREA KEY PLAN TYPICAL BLOCK 1 & 2
TYPICAL 2ND,3RD,4TH,5TH,6TH & 7TH FLOOR PLAN

AREA OF BLOCK = 31.12 X 15.45 = 480.804 SQ.M

DEDUCTION =
1) 3.30 X 0.50 X 4 = 6.60
2) 3.05 X 1.00 X 4 = 12.20
3) 1.25 X 0.50 X 4 = 2.50
4) 8.30 X 2.00 X 2 = 48.14
5) 1.52 X 1.73 X 2 = 5.26
6) 2.50 X 3.58 X 2 = 17.90
7) 0.87 X 1.60 X 2 = 2.78
8) 3.25 X 3.35 X 1 = 10.88
9) 16.00 X 2.60 X 1 = 41.50
10) 4.77 X 6.55 X 1 = 31.24

TOTAL DEDUCTION = 179.00 SQ.M

NET FLOOR AREA = 480.804 - 179.00 = 301.804 SQ.M
SINCE BLOCK 1 & 2 ARE TYPICAL HENCE NET AREA = 301.804 X 2 = 603.61 SQ.M

TOTAL FLOOR AREA OF 2ND,3RD,4TH,5TH,6TH & 7TH FLOOR =
= 603.61 X 6 = 3621.66 SQ.M

TOTAL = 580.429 +676.808 + 3621.66 = 4828.89 SQ.M

TOTAL BUILT UP AREA OF GROUND +1ST ,2ND ,3RD,4TH,5TH,6TH & 7TH FLOOR=4828.89 SQ.M

TOTAL NET BUILT UP AREA OF BUILDING (D) = 4828.89 SQ.M

PASSAGE AREA STATEMENT BUILDING D

SR. NO.	FLOOR	BUP AREA	PERMISSIBLE PASSAGE AREA (50% OF FLOOR BUP)	PROPOSE PASSAGE	EXCESS AREA
1	GROUND FLOOR	480.429 SQ.M	113.900 SQ.M	44.05 SQ.M	NIL
2	1ST FLOOR	676.808 SQ.M	120.90 SQ.M	59.20 SQ.M	NIL
3	2ND FLOOR	603.61 SQ.M	120.72 SQ.M	59.20 SQ.M	NIL
4	3RD FLOOR	603.61 SQ.M	120.72 SQ.M	59.20 SQ.M	NIL
5	4TH FLOOR	603.61 SQ.M	120.72 SQ.M	59.20 SQ.M	NIL
6	5TH FLOOR	603.61 SQ.M	120.72 SQ.M	59.20 SQ.M	NIL
7	6TH FLOOR	603.61 SQ.M	120.72 SQ.M	59.20 SQ.M	NIL
8	7TH FLOOR	603.61 SQ.M	120.72 SQ.M	59.20 SQ.M	NIL
9	TOTAL	4828.89 SQ.M	990.756 SQ.M	443.30 SQ.M	NIL

DETAIL PASSAGE AREA STATEMENT

Sr. No.	FLOOR	PROPOSE PASSAGE
1.	GROUND FLOOR	1.00 X 2.50 X 2 = 44.05 SQ.M
2.	TYPICAL 1ST,2ND, 3RD,4TH,5TH & 6TH FLOOR PLAN	1.00 X 2.50 X 2 = 44.05 SQ.M 2) 2.50 x 3.00 X 2 = 15.15 SQ.M = 59.20 SQ.M
		= 59.20 X 6 = 355.2 SQ.M
3.	7TH FLOOR PLAN	1.00 X 2.50 X 2 = 44.05 SQ.M
	TOTAL	443.30 SQ.M

DOUBLE HEIGHT TERRACE AREA STATEMENT BUILDING D

SR. NO.	FLOOR	BUP AREA	PERMISSIBLE DOUBLE HEIGHT TERRACE AREA (20% OF FLOOR BUP)	DOUBLE HEIGHT TERRACE AREA	EXCESS
1	GROUND FLOOR	-	-	-	-
2	1ST FLOOR PLAN	676.808 SQ.M	135.361 SQ.M	4) 2.75 X 2.30 X 4 = 34.04 SQ.M	NIL
3	TYPICAL 2ND,3RD,4TH & 5TH FLOOR PLAN	603.61 X 5 = 3018.05 SQ.M	603.61 X 5 = 723.61 SQ.M	4) 2.75 X 2.30 X 4 = 42.98 SQ.M 40.98 X 5 = 214.90 SQ.M	NIL
4	TYPICAL 2ND,4TH & 6TH FLOOR PLAN	603.61 X 3 = 1810.83 SQ.M	603.61 X 3 = 723.61 SQ.M	4) 2.75 X 2.30 X 4 = 32.27 SQ.M 32.27 X 3 = 196.81 SQ.M	NIL
5	TOTAL	4828.89 SQ.M	990.756 SQ.M	428.74 SQ.M	336.39 SQ.M	NIL

PASSAGE AREA DIAGRAM

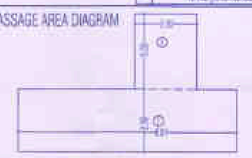

TYPICAL 1ST,2ND,3RD,4TH,5TH, 6TH & 7TH FLOOR PLAN

PASSAGE AREA DIAGRAM



7TH FLOOR PLAN

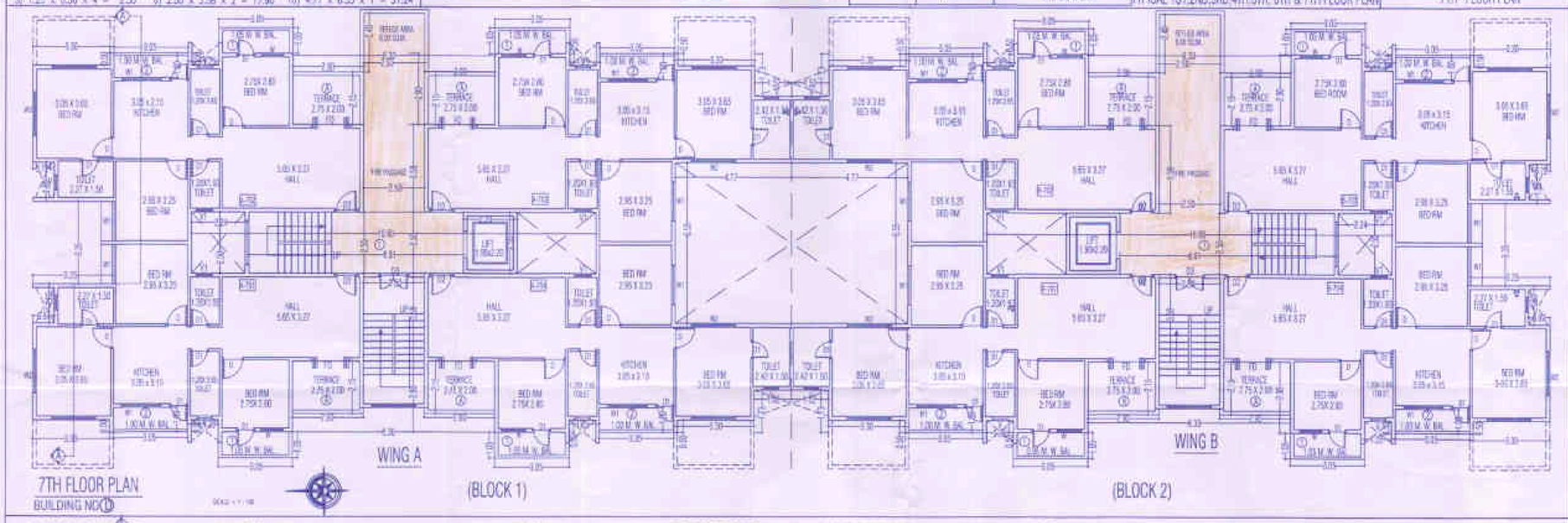

7TH FLOOR PLAN
BUILDING NO (D)

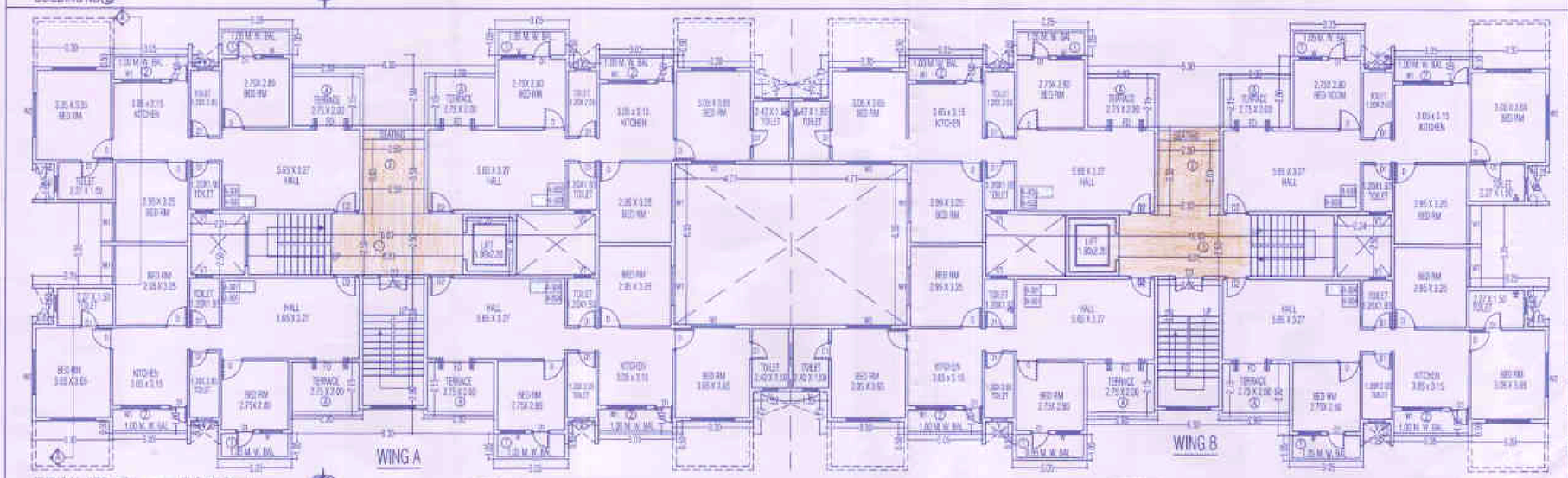

TYPICAL 3RD,5TH FLOOR PLAN
BUILDING NO (D)

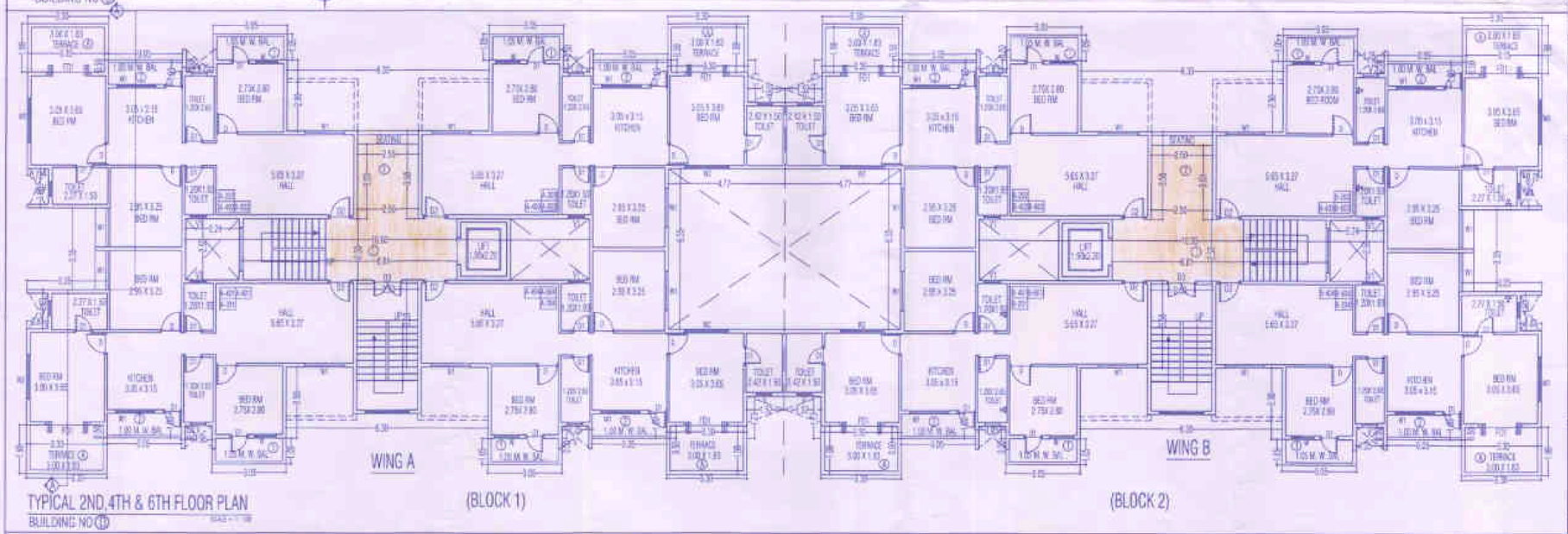

TYPICAL 2ND,4TH & 6TH FLOOR PLAN
BUILDING NO (D)

9/12

APPROVAL OF PLANS

CONTENTS :
FLOOR PLANS & AREA CALCULATIONS
BUILDING NO (D)

(1) The drawing is based on information/document provided by owner/RAJA

APPROVED
This Plans annexed to
As per the conditions Mentioned in
the accompanying commencement
Certificate No. LND/BP(CI)/1392/162
Dt. 22/6/2017

Executive Engineer (T.P.)
Town Planing Department
Nashik Municipal Corporation, Nashik

PREVIOUS APPROVAL NO-Certificate No-146/2266 dated 29/02/2016
PREVIOUS APPROVAL NO-Certificate No-143/5754 dated 26/01/2013

REFUGE AREA STATEMENT BUILDING D

FLOOR	REMARKS	NET PER FLAT REMARKS	TOTAL PERSON	TYP PERSON AREA REQUIRED	TOTAL AREA IN SQ.M
7TH FLOOR	1	1	60	0.3 SQ.M	12.0 SQ.M

AREA REQUIRED = 12.0 SQ.M
AREA PROVIDED = 12.00 SQ.M

NOTES
1) EXTERNAL WALL 0.15 M THICK
2) INTERNAL WALL 0.10M THICK

BALCONY AREA STATEMENT

FLOOR	1ST FLOOR PLAN
PERMISSIBLE	629.8085 SQ.M. X 10% = 62.98 SQ.M.
PROPOSE	(1) 0.60 x 1.05 X 8) (2) 0.95 x 1.00 x 8) = 69.00 SQ.M
EXCESS	NIL
FLOOR	TYPICAL 2ND,3RD, 4TH,5TH, 6TH,7TH FLOOR PLAN
PERMISSIBLE	604.56 SQ.M. X 10% = 60.45 SQ.M.
PROPOSE	(1) 0.60 x 1.05 X 8) (2) 0.95 x 1.00 x 8) = 69.00 SQ.M
EXCESS	NIL

DOOR & WINDOW SCHEDULE -

D 0.90X2.10 T.W. DOOR W 1.80X1.20 M.S. WINDOWS
D1 0.75X2.10 T.W. DOOR W2 1.00X1.20 M.S. WINDOWS
R.S 2.40X2.40 ROLLING W3 1.20X1.20 M.S. WINDOWS
W3 0.90X1.35 M.S. WINDOWS - V 0.60X0.6 M.S. VENT

PARKING AREA STATEMENT (RESIDENTIAL)

PERMISSIBLE 4 WHEELER	REQUIRED	PROVIDED
TENAMENTS (56 NO) 28	28	28
PERMISSIBLE 2 WHEELER	REQUIRED	PROVIDED
TENAMENTS (56 NO) 28	28	28

PROPOSED REVISED GROUP HSG SCHEME OF RESIDENTIAL & COMMERCIAL SHOPPING ON PLOT BEARING SNO 5,NO.248/ 1TO 6/1 + 2 + 3 + 4(P)
AT SEGALI SHIWAR TAL & DIST : NASHIK FOR KARDA CONSTRUCTION PVT LTD THROUGH ITS DIRECTOR NARESH J KARDA

OWNERS SIGN	STRUCTURAL CONSULTANT SIGN
KARDA CONSTRUCTION PVT LTD THROUGH ITS DIRECTOR NARESH J KARDA	SHRI SHAILESH PATEL

ARCHITECTS SIGN

SHRI PRASHANT M THEMASKAR

PRASHANT THEMASKAR ARCHITECTS
Ar PRASHANT M THEMASKAR B.Arch AIIA, MCA MPA
ARCHITECT & INTERIOR DESIGNER
ADD: Darshan Nivas Near sankara hospital Nandur
Wani Park Nashik Road 422101
email-prashantmthemaskar@gmail.com Contact-0253 - 2452008

DATE	JOB NO	CHKD BY	SCALE	DRW BY
06-04-2016	A-101	P.T.	1:100	Karkuha S.