

TYPICAL BUILDING (A) & (B) 8TH FLOOR PLAN AREA KEY PLAN (SCALE 1)

BALCONY AREA STATEMENT

FLOOR	8TH FLOOR PLAN
PERMISSIBLE	638.096 SQ.M. X10% = 68.60 SQ.M.
PROPOSE	(1) (3.35 x 1.1 x 4) = (2) (2.5 x 1.2 x 13) (3) (1.10 x 3.05 x 4) = 65.00 SQ.M.
EXCESS	NIL

DOUBLE HEIGHT TERRACE AREA STATEMENT BUILDING A & B

Sr. No.	FLOOR	BUILT AREA	TERRACE AREA (WITH 2.4 FLOOR HEIGHT)	DOUBLE HEIGHT TERRACE AREA	EXCESS
1	FIRST FLOOR	714.80 S.MT.	72.80 S.MT.	4.0 (41.50 SQ.M.) = 121.20 SQ.M.	48.40 SQ.M.
2	THIRD, 2ND, 5TH, 6TH, 9TH & 10TH FLOOR PLAN	876.80 S.MT. = 4393.20 SQ.M.	91.00 S.MT. 455.0 SQ.M.	A (2.80 X 2.80 X 4) + (3.40 X 2.80 X 4) + (3.40 X 1.40 X 4) + (3.80 X 3.1 = 597.56 SQM.	57.20 X 5 = 286.0 SQ.M.
3	4TH FLOOR PLAN	847.84 SQ.M.	84.78 SQ.M.	A (2.80 X 2.80 X 4) + (3.40 X 2.80 X 4) + (3.40 X 1.40 X 4) + (3.80 X 3.1 = 597.56 SQM.	40.32 SQ.M.
4	TYPICAL 3RD,7TH, 8TH & 11TH FLOOR PLAN	30 X 80 X 5 = 4393.20 SQM.	91.00 S.MT. 455.0 SQ.M.	4 (3.80 X 2.80) = 106.40 SQ.M. + (3.80 X 3.1 = 490.13 SQ.M.	36.80 X 5 = 265.40 SQ.M.
5	TOTAL	4393.20 SQ.M.	455.0 SQ.M.	1016.96 SQ.M.	837.60

EXCESS ALTERNATE TERRACE AREA = 837.60 SQ.M.

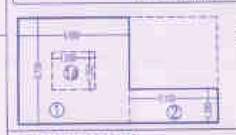

PASSAGE AREA DIAGRAM GROUND FLOOR PLAN



PASSAGE AREA DIAGRAM

TYPICAL 1ST,2ND,3RD,4TH,5TH,6TH,7TH,8TH,9TH,10TH,11TH,12TH FLOOR PLAN

DETAIL PASSAGE AREA STATEMENT

Sr. No.	FLOOR	PROPOSE PASSAGE
1	GROUND FLOOR	1) 5.900 x 3.750 x 1 = 14.625 SQM. 2a) 1.500 x 1.350 x 1 = 2.025 SQM. (1 - 1a) = 14.625 - 2.025 = 12.6 SQM. 3) 3.100 x 1.200 x 1 = 3.72 SQM. TOTAL AREA 12.6 + 3.72 = 16.32 SQM.
2	TYPICAL 1st, 2nd 3rd,4th, 5th, 6th, 7th 8th 9th 10th 11th 12th FLOOR	1) 8.600 x 3.750 x 2 = 64.575 SQM. 2a) 1.500 x 1.350 x 2 = 4.05 SQM. (1 - 2a) = 64.575 - 4.05 = 60.525 SQM. 2) 6.400 x 3.750 x 2 = 63.00 SQ.M. 2a) 1.235 x 1.350 x 2 = 3.337 SQ.M. (2 - 2a) = 63.00 - 3.337 = 59.663 SQ.M. TOTAL AREA = 60.525 + 59.663 = 120.488 SQM. 120.488 X 12 = 1446.856 SQM.
3	TOTAL	16.32 + 1446.856 = 1462.176 SQ.M.

REFUGE AREA STATEMENT BUILDING A & B

FLOOR	TENAMENTS	NET FLAT TENANTS	TOTAL PERSON	PER PERSON AREA REQUIRED	TOTAL AREA IN SQ.M
8TH FLOOR	12	5	60	0.3 SQ.M	18.0 SQ.M
9TH FLOOR	19	5	95	0.3 SQ.M	34.0 SQ.M
10TH FLOOR	19	5	95	0.3 SQ.M	34.0 SQ.M
11TH FLOOR	19	5	95	0.3 SQ.M	34.0 SQ.M
12TH FLOOR	19	5	95	0.3 SQ.M	34.0 SQ.M
			AREA REQUIRED = 114.0 SQ.M.		
			AREA PROVIDED = 232.76 SQ.M.		

PASSAGE AREA STATEMENT BUILDING A & B

Sr. No.	FLOOR	BUILT AREA	PERMISSIBLE PASSAGE AREA 25% OF FLOOR AREA	PROPOSE PASSAGE	EXCESS PASSAGE
1.	GROUND FLOOR	123.12 SQ.M.	24.62 SQ.M.	16.32 SQM.	——— SQM.
2.	FIRST FLOOR	791.39 SQ.M.	158.28 SQM.	120.488 SQM.	——— SQM.
3.	SECOND FLOOR	877.32 SQ.M.	175.46 SQM.	120.488 SQM.	——— SQM.
4.	THIRD FLOOR	876.44 SQ.M.	175.28 SQM.	120.488 SQM.	——— SQM.
5.	FOURTH FLOOR	877.32 SQ.M.	175.46 SQM.	120.488 SQM.	——— SQM.
6.	FIFTH FLOOR	876.44 SQ.M.	175.28 SQM.	120.488 SQM.	——— SQM.
7.	SIXTH FLOOR	877.32 SQ.M.	175.46 SQM.	120.488 SQM.	——— SQM.
8.	SEVENTH FLOOR	876.44 SQ.M.	175.28 SQM.	120.488 SQM.	——— SQM.
9.	EIGHT FLOOR	646.16 SQ.M.	129.56 SQ.M.	120.488 SQM.	——— SQM.
10.	NINTH FLOOR	876.44 SQ.M.	175.28 SQM.	120.488 SQM.	——— SQM.
11.	TENTH FLOOR	877.32 SQ.M.	175.46 SQM.	120.488 SQM.	——— SQM.
12.	ELEVENTH FLOOR	876.44 SQ.M.	175.28 SQM.	120.488 SQM.	——— SQM.
13.	TWELFTH FLOOR	877.32 SQ.M.	175.46 SQM.	120.488 SQM.	——— SQM.
15.	TOTAL	10371.41 SQ.M.	1037.141 SQ.M.	1462.176 SQ.M.	NIL

PARKING AREA STATEMENT (RESIDENTIAL)

	REQUIRED	PROVIDED
PERMISSIBLE 4 WHEELER		
TENAMENTS (186 NO) 93	93	93
PERMISSIBLE 2 WHEELER	REQUIRED	PROVIDED
TENAMENTS (186 NO) 93	93	93

PARKING AREA STATEMENT (COMM = 82.08 SQM)

	REQUIRED	PROVIDED
PERMISSIBLE 4 WHEELER		
TENAMENTS (82.08 SQM) 1	1	1
PERMISSIBLE 2 WHEELER	REQUIRED	PROVIDED
TENAMENTS (82.08 SQM) 2	2	2

TOTAL NET BUILT UP AREA OF BUILDING (A) & (B) FLOOR PAN = 123.12 + 791.33 + 6768.80 + 688.16 = 10371.41 SQ.M.

TOTAL NET BUILT-UP AREA OF BUILDING (A) & (B) FLOOR PAN = = 10371.41 SQ.M.

TOTAL BUILT UP AREA OF 8TH FLOOR PLAN = 688.16 SQ.M.

AREA OF BLOCK = 45.25 X 15.75 = 757.93 SQ.M

DEDUCTION =

1) 3.15 X 0.50 X 2 = 3.15
2) 2.60 X 1.30 X 6 = 20.28
3) 3.15 X 3.04 X 6 = 57.45
4) 3.05 X 4.30 X 1 = 13.11
5) 1.53 X 3.15 X 2 = 9.64
6) 2.70 X 1.15 X 2 = 6.21
7) 1.30 X 2.85 X 1 = 3.70
8) 5.28 X 3.75 X 1 = 19.80
9) 2.50 X 16.75 X 2 = 83.75
10) 6.59 X 1.30 X 2 = 17.13
11) 2.05 X 1.30 X 1 = 2.66
12) 8.61 X 1.30 X 1 = 8.59
13) 1.02 X 3.75 X 1 = 3.82
14) 20.64 X 8.95 X 1 = 184.72

TOTAL DEDUCTION = 434.01 SQ.M.

NET FLOOR AREA = 757.93 − 434.01 = 323.92 SQ.M.

NET FLOOR AREA OF 8TH FLOOR PLAN = 323.92 X 2 = 647.84 SQ.M

ADD FOR EXCESS DOUBLE HEIGHT TERRACE = 647.84 + 40.32 = 688.16 SQ.M.

SINCE, BUILDING A & B ARE TYPICAL HENCE THE AREA ARE AS FOLLOWS = 688.16 SQ.M.

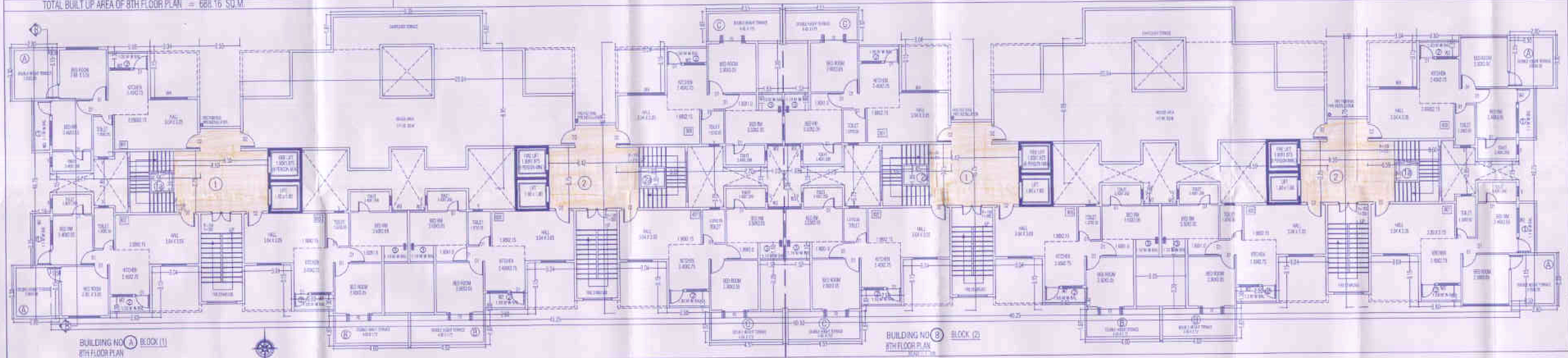

BUILDING NO (A) BLOCK (1) 8TH FLOOR PLAN

BUILDING NO (B) BLOCK (2) 8TH FLOOR PLAN

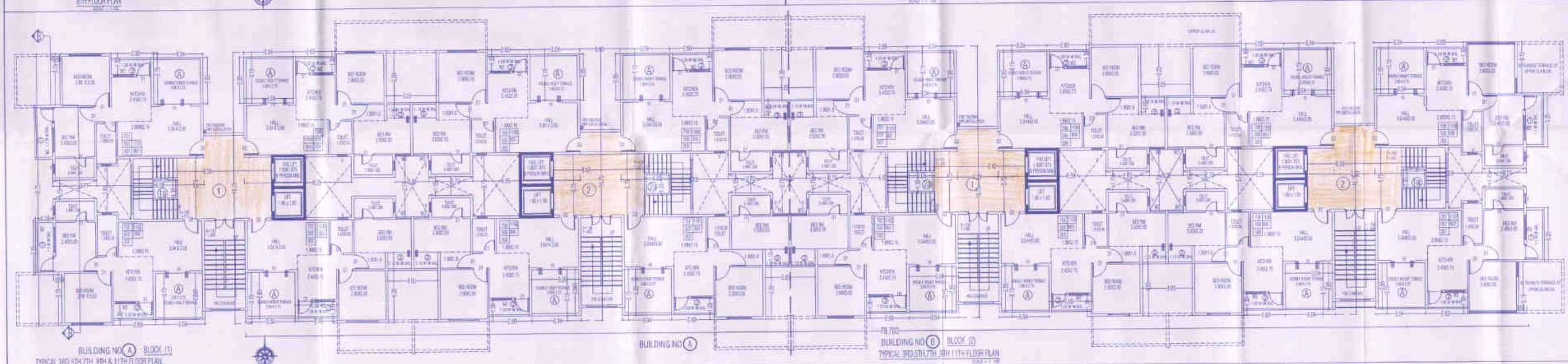

BUILDING NO (A) BLOCK (1) TYPICAL 3RD,5TH,7TH ,9TH & 11TH FLOOR PLAN

BUILDING NO (A)

BUILDING NO (B) BLOCK (2) TYPICAL 3RD,5TH,7TH ,9TH 11TH FLOOR PLAN

PROPOSED REVISED GROUP HSG SCHEME ON PLOT BEARING S.NO.248/ 1TO 6/1+2+3+4(P) AT DEOLALI SHIWAR, NASHIK.

APPROVAL OF PLANS

3/12

CONTENTS :

BUILDING NO (A) & (B)

FLOOR PLANS & AREA CALCULATIONS

1) This drawing is based on information/document provided by owner/DP/Architect

APPROVED

Fire Plans amended e...
As per the conditions Mentioned in the dated/zoning commencement Certificate No: LND/BP(C)/1882/62 Dt: 27/6/2017

Executive Engineer (T.P.)
Town Planning Department
Nashik Municipal Corporation, Nashik

PREVIOUS APPROVAL NO-Certificate No- 148/2286 dated 28/02/2014
PREVIOUS APPROVAL NO-Certificate No-143/5754 dated 29/01/2013

DOOR & WINDOW SCHEDULE

D 0.900 X 2.10 M. DOOR W 1.80X1.20 M.S. WINDOWS
DY 0.750 X2.10 M. DOOR W2 1.50X1.20 M.S. WINDOWS
R.S 2.40X2.40 ROLLING W3 1.20X1.20 M.S. WINDOWS
W3 0.90X1.20 M.S. WINDOWS V 0.60X0.9 M.S. VENT

NOTES

1.EXTERNAL WALL 0.15 M.THICK
2.INTERNAL WALL 0.1M.THICK

PROPOSED REVISED GROUP HSG SCHEME OF RESIDENTIAL & COMMERCIAL SHOPPING ON PLOT BEARING S.NO.248/ 1TO 6/1+2+3+4(P)
AT DEOLALI SHIWAR TAL & DIST. NASHIK FOR KAMDA CONSTRUCTION PVT LTD THROUGH ITS DIRECTOR MAHESH J KAMDA

OWNERS SIGN	STRUCTURAL CONSULTANT SIGN
KAMDA CONSTRUCTION PVT LTD THROUGH ITS DIRECTOR MAHESH KAMDA	SHRI SANJEEV PATIL

ARCHITECT'S SIGN

SHRI PRASHANT M THEMASKAR

PRASHANT THEMASKAR ARCHITECTS
Ar PRASHANT M THEMASKAR B.Arch, M.A, MCA,MPA
ARCHITECT & INTERIOR DESIGNER
602, Darshan Tower, Near sundarbi mata ka mandir, Tilak Path Nasik Road 422101
email- prashantthemaskar@gmail.com contact 0253 - 2452569

DATE	JOB NO	DWG NO	SCALE	DRW BY
04.08.2018	A-187	P-3	1:100	Ketaki K.