P-9031/2021/(34)/K/W WARD/FP/337 6/9

CONTENTS OF SHEET :
3RD TO 6TH FLOOR PLAN WITH BUILT UP AREA DIAGRAM & CALCULATION

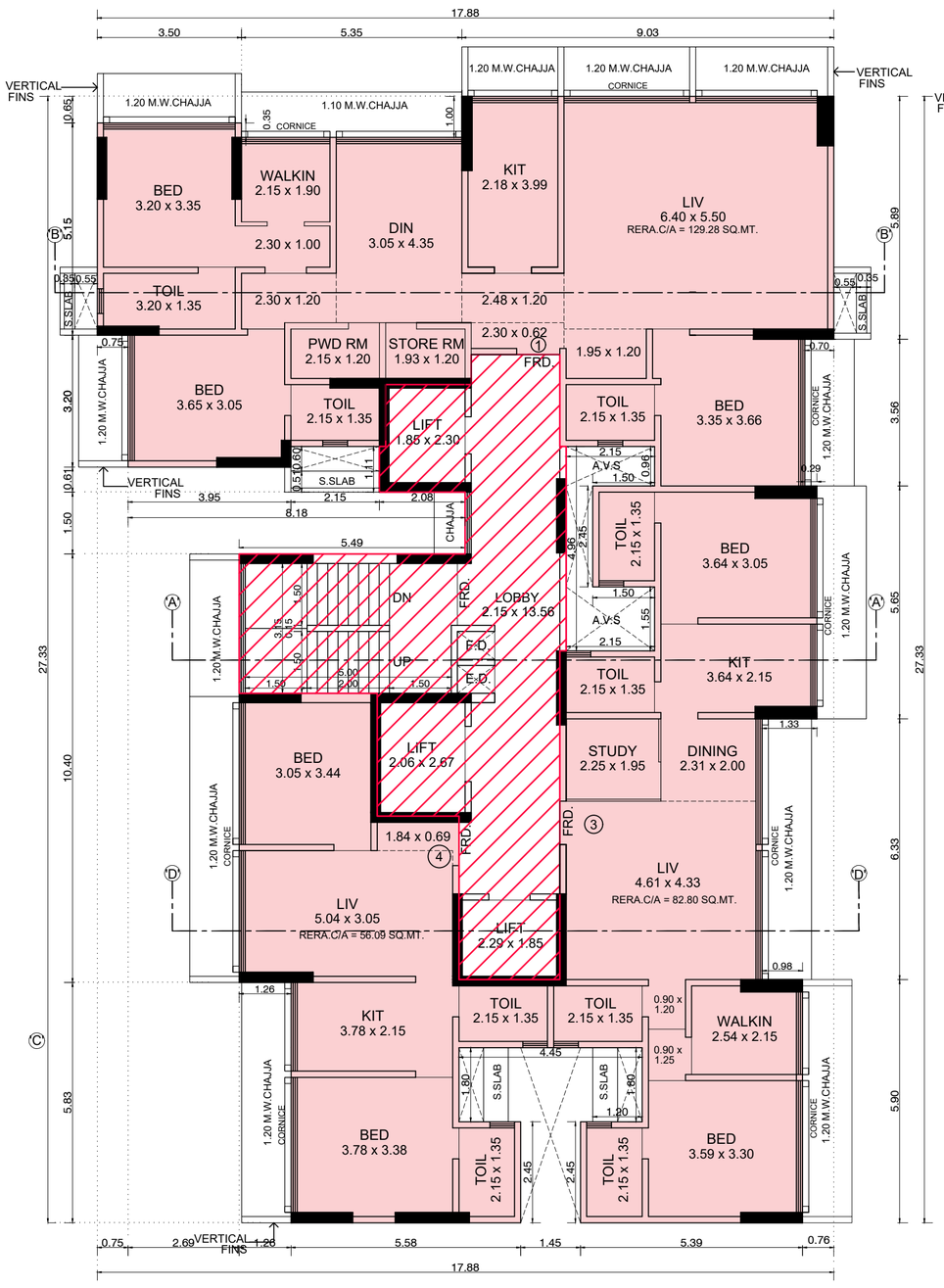

5TH FLOOR PLAN
SCALE = 1:100

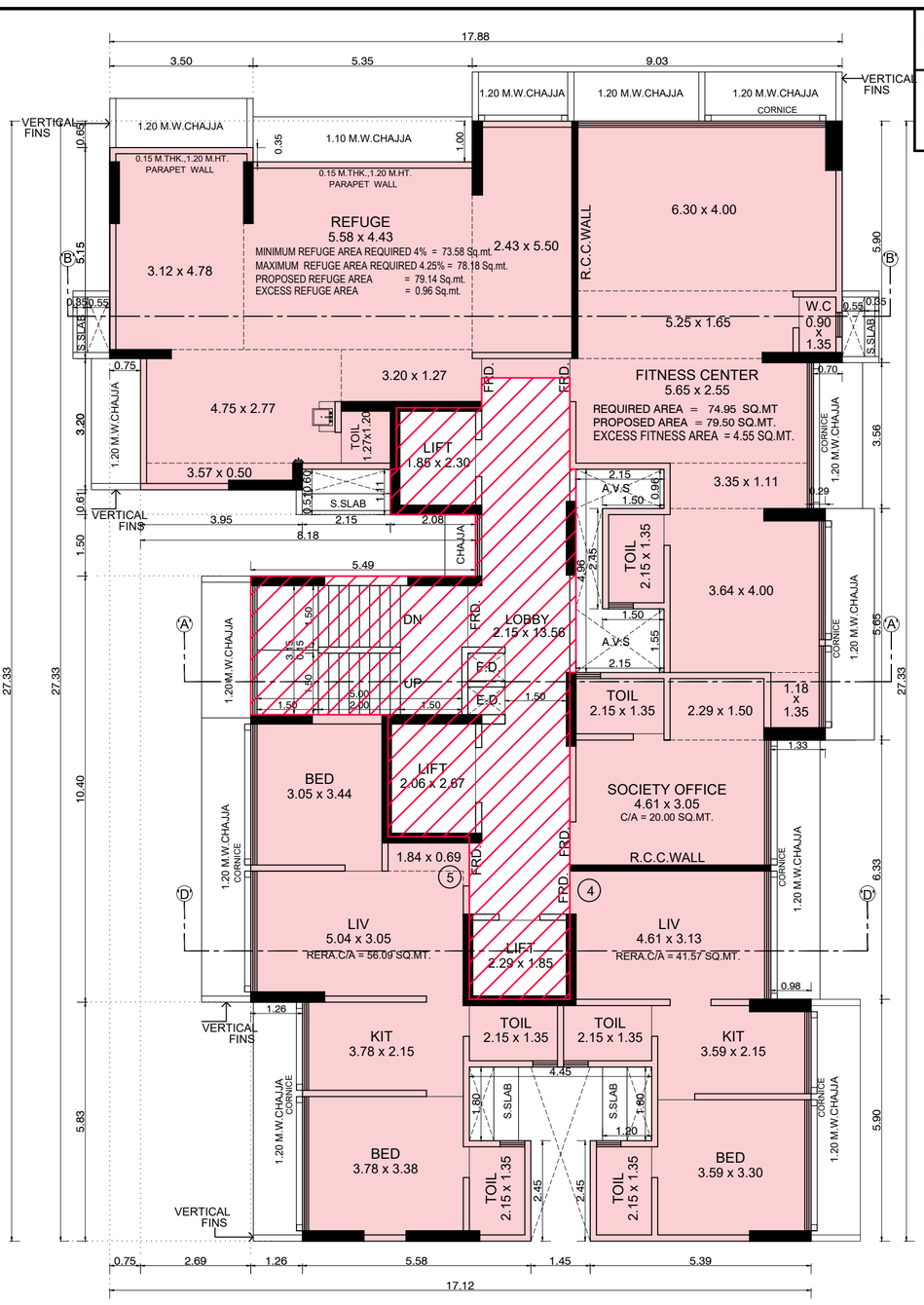

7TH REFUGE FLOOR PLAN
SCALE = 1:100

DETAILS OF CARPET AREA AS PER DCPR 2034							
SR. NO.	FLOOR	FLAT NO.1	FLAT NO.2	FLAT NO.3	FLAT NO.4	FLAT NO.5	TOTAL FLAT
1	1ST	PODIUM					----
2	2ND		PODIUM				----
3	3RD	129.28	------	40.71	41.57	56.09	04
4	4TH	60.71	67.08	40.71	41.57	56.09	05
5	5TH	60.71	67.08	82.80	56.09	------	04
6	6TH	60.71	67.08	40.71	41.57	56.09	05
7	7TH	REFUGE	FITNESS	SOCIETY	41.57	56.09	02
8	8TH	126.50	40.71	41.57	56.09	------	04
9	9TH	126.50	40.71	41.57	56.09	------	04
10	10TH	59.89	66.23	40.71	41.57	56.09	05
11	11TH	59.89	66.23	40.71	41.57	56.09	05
12	12TH	59.89	66.23	40.71	41.57	56.09	05
13	13TH	59.89	66.23	40.71	41.57	56.09	05
14	14TH	59.89	66.23	40.71	------	56.09	05
TOTAL		11	10	11	11	09	52

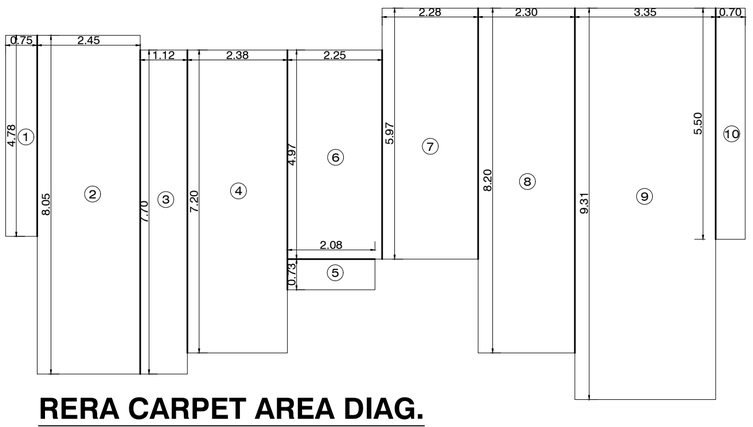

RERA CARPET AREA DIAG.
SCALE = 1:100 FLAT NO.1
5TH FLOOR PLAN

RERA CARPET AREA CALCULATION FOR FLAT NO. 1 (5TH FLOOR)						
NO.	LENGTH	X	WIDTH	X	NOs.	TOTAL
STANDARD DEDUCTIONS						
1	0.75	X	4.78	X	1	3.59
2	2.45	X	8.05	X	1	19.72
3	1.12	X	7.70	X	1	8.62
4	2.38	X	7.20	X	1	17.14
5	2.08	X	0.73	X	1	1.52
6	2.25	X	4.97	X	1	11.18
7	2.28	X	5.97	X	1	13.61
8	2.30	X	8.20	X	1	18.86
9	3.35	X	9.31	X	1	31.19
10	0.70	X	5.50	X	1	3.85
TOTAL						129.28
NUMBER OF FLATS						1

RERA CARPET AREA DIAG.
SCALE = 1:100 FLAT NO.5
3RD TO 14TH FLOOR PLAN

RERA CARPET AREA CALCULATION FOR FLAT NO. 5 (3RD TO 14TH)						
NO.	LENGTH	X	WIDTH	X	NOs.	TOTAL
STANDARD DEDUCTIONS						
1	3.05	X	6.54	X	1	19.95
2	2.14	X	1.05	X	1	2.25
3	1.99	X	2.59	X	1	5.15
4	2.30	X	1.35	X	1	3.10
5	3.78	X	3.78	X	1	14.29
6	5.28	X	2.15	X	1	11.35
TOTAL						56.09
NUMBER OF FLATS						13

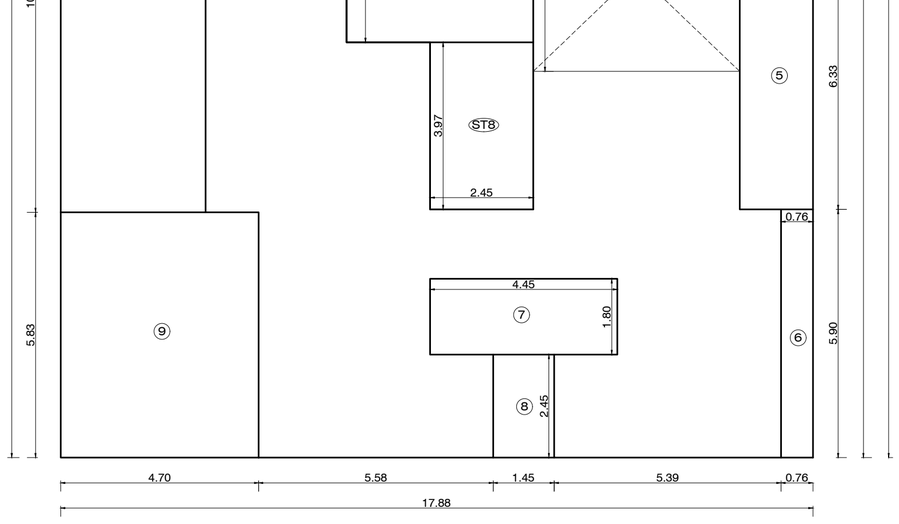

LINE AREA DIAGRAM FOR 7TH FLOOR
SCALE = 1:100

7TH FLOOR PLAN BUILT UP AREA CALCULATION						
NO.	LENGTH	X	WIDTH	X	NOs.	TOTAL
ADDITION						
A	17.88	X	27.33	X	1	488.66
STANDARD DEDUCTIONS						
1	3.50	X	0.65	X	1	2.28
2	5.35	X	0.99	X	1	5.30
3	0.70	X	3.56	X	1	2.49
4	0.41	X	5.65	X	1	2.32
5	1.74	X	6.33	X	1	11.01
6	0.76	X	5.90	X	1	4.48
7	4.45	X	1.80	X	1	8.01
8	1.45	X	2.45	X	1	3.55
9	4.70	X	5.83	X	1	27.40
10	3.44	X	10.40	X	1	35.78
11	2.08	X	1.50	X	1	3.12
12	2.15	X	2.61	X	1	5.61
13	4.70	X	2.11	X	1	9.92
14	0.75	X	3.20	X	1	2.40
15	2.15	X	0.96	X	1	2.06
16	0.65	X	2.45	X	1	1.59
17	2.15	X	1.55	X	1	3.33
TOTAL						130.66
GROSS BUILT UP AREA						358.01
STAIR CASE, LIFT & LOBBY AREA						
ST1	2.15	X	0.73	X	1	1.57
ST2	4.23	X	1.50	X	1	6.35
ST3	2.08	X	1.11	X	1	2.31
ST4	2.45	X	2.61	X	1	6.39
ST5	3.35	X	3.38	X	1	11.32
ST6	4.59	X	2.35	X	1	10.79
ST7	4.44	X	4.01	X	1	17.80
ST8	2.45	X	3.97	X	1	9.73
TOTAL STAIR CASE, LIFT & LOBBY AREA						66.26

REFUGE AREA						
R1	3.50	X	5.15	X	1	18.03
R2	5.35	X	4.80	X	1	25.68
R3	2.43	X	5.80	X	1	14.09
R4	3.95	X	3.20	X	1	12.64
R5	2.30	X	2.70	X	1	6.21
R6	2.08	X	1.20	X	1	2.50
TOTAL REFUGE AREA						79.14
FITNESS CENTER						
F1	2.25	X	5.80	X	1	13.05
F2	4.35	X	5.89	X	1	25.62
F3	2.30	X	2.70	X	1	6.21
F4	3.65	X	3.56	X	1	12.99
F5	5.44	X	2.45	X	1	13.33
F6	3.94	X	1.55	X	1	6.11
F7	1.33	X	1.65	X	1	2.19
TOTAL FITNESS CENTER AREA						79.50
SOCIETY OFFICE						
SO1	4.91	X	4.70	X	1	23.08
TOTAL SOCIETY OFFICE AREA						23.08
TOTAL DEDUCTION AREA						181.73
NET BUILT UP AREA						110.02

FITNESS CENTER AREA STATEMENT		
Sr. No.	Floor Name	B.U.A.
1	PROPOSED BUA	3747.28
2	AREA PERMISSIBLE 2.00% OF BUILT UP AREA	74.95
3	PROPOSED AREA	79.50
4	EXCESS FITNESS AREA	4.55

REFUGE AREA STATEMENT AT 7TH FLOOR		
BUILT UP AREA OF 7TH TO 13TH FLOOR		
Sr. No.	Floor Name	B.U.A.
1	7TH FLOOR	110.02
2	8TH FLOOR	295.75
3	9TH FLOOR	295.75
4	10TH FLOOR	295.75
5	11TH FLOOR	295.97
6	12TH FLOOR	295.97
7	13TH FLOOR	250.21
8	TOTAL	1839.42
9	MINIMUM REFUGE AREA REQUIRED 4%	73.58
10	MAXIMUM REFUGE AREA PERMISSIBLE 4.25%	78.18
11	PROPOSED REFUGE AREA	79.14
12	EXCESS REFUGE AREA	0.96

THIS CANCELS APPROVAL TO THE PREVIOUS PLAN UNDER NO.
P-9031/2021/(34)/K/W WARD/FP/337 DATED - 15/ 03/ 2023
APPROVED SUBJECT TO CONDITION MENTIONED
BY THIS OFFICE LETTER UNDER NO.
P-9031/2021/(34)/K/W WARD/FP/337 DATED 19.10.2023

PROFORMA-B

DESCRIPTION OF PROPOSAL AND PROPERTY

PROPOSED REDEVELOPMENT ON PLOT BEARING C.T.S. NO. 171 OF VILLAGE ANDHERI (W), F. P. NO. 34 OF TPS II ANDHERI, J. P. ROAD, ANDHERI (W), MUMBAI.

JOB No.	DRG. No.	CHECKED BY	DESIGN BY	DWG. BY	SCALE	DATE
				SHAILESH	1:100	

NORTH

NAME OF OWNER / C.A. TO OWNER / LESSEE: SHRI. AMIR AMANULLAH MOHAMED YUSUF, PROPRIETOR OF ARY DEVELOPERS

SHOP NO.1 DILKHUSH BUNGLOW
C.T.S. NO. 171 OF VILLAGE ANDHERI
J. P. ROAD, ANDHERI (W), MUMBAI. 400 058

DIGITAL SIGN. NAME OF OWNER / C.A. TO OWNER / LESSEE: AMIR AMANULLAH MOHAMED YUSUF — Digitally signed by AMIR AMANULLAH MOHAMED YUSUF Date: 2023.10.18 18:01:07 +05'30'

NAME, ADDRESS OF ARCHITECT

ARUN GURAV LS NO. 840002661
SKYLINE
INFRAMART CONSULTANTS LLP.
Shop No.3, sarovar, vasant complex
Mahavir Nagar, Kandivali (West),
Mumbai 400 067.
office@skylineinfra.org

DIGITAL SIGN OF ARCHITECT: ARUN VISHRAM GURAV — Digitally signed by ARUN VISHRAM GURAV Date: 2023.10.18 13:46:47 +05'30'

PLAN FOR APPROVAL

DIGITAL SIGNATURE OF AUTHORITIES

SHAILESH SHRIRAM RAKHONDE — Digitally signed by SHAILESH SHRIRAM RAKHONDE — S.E.B.P. (K / W S-1)

OMKAR DATTATRAY GIRKAR — Digitally signed by OMKAR DATTATRAY GIRKAR — A.E.B.P. (K / WEST)

RAJENDRA HILAL PAGAR — Digitally signed by RAJENDRA HILAL PAGAR — E.E.B.P. K / WEST WARD