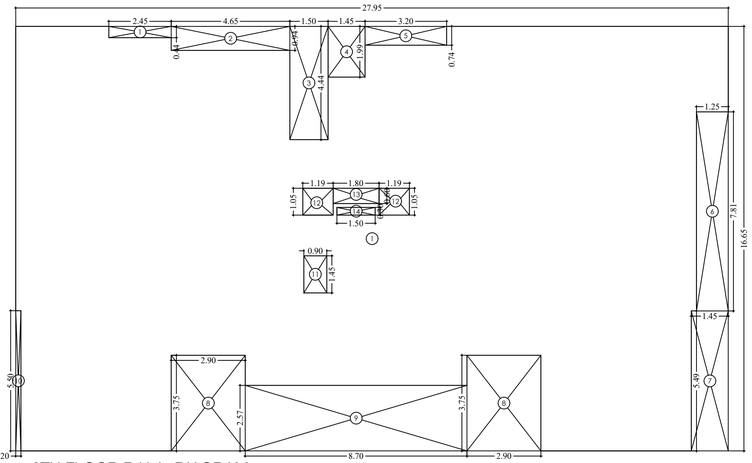

6TH FLOOR B.U.A. DIAGRAM
SCALE- 1:100

BUILT UP AREA CALCULATION

6TH FLOOR						
1	27.95	X	16.65	X 1 NO	=	465.37 SQ.MT.
				TOTAL ADDITION X	=	465.37 SQ.MT.
DEDUCTIONS						
1	2.45	X	0.44	X 1 NO	=	1.08 SQ.MT.
2	4.65	X	0.94	X 1 NO	=	4.37 SQ.MT.
3	1.50	X	4.44	X 1 NO	=	6.66 SQ.MT.
4	1.45	X	1.99	X 1 NO	=	2.89 SQ.MT.
5	3.20	X	0.74	X 1 NO	=	2.37 SQ.MT.
6	1.25	X	7.81	X 1 NO	=	9.76 SQ.MT.
7	1.45	X	5.49	X 1 NO	=	7.96 SQ.MT.
8	2.90	X	3.75	X 2 NOS	=	21.75 SQ.MT.
9	8.70	X	2.57	X 1 NO	=	22.36 SQ.MT.
10	0.20	X	5.50	X 1 NO	=	1.10 SQ.MT.
11	0.90	X	1.45	X 1 NO	=	1.31 SQ.MT.
12	1.19	X	1.05	X 2 NOS	=	2.49 SQ.MT.
13	1.80	X	0.60	X 1 NO	=	1.08 SQ.MT.
14	1.50	X	0.30	X 1 NO	=	0.45 SQ.MT.
				TOTAL DEDUCTION Y1	=	85.63 SQ.MT.
TOTAL BUILT UP AREA [X - Y1]				X1	=	379.74 SQ.MT.

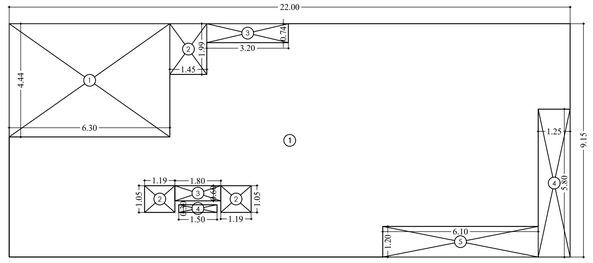

7TH FLOOR B.U.A. DIAGRAM
SCALE- 1:100

BUILT UP AREA CALCULATION

7TH FLOOR						
1	22.00	X	9.15	X 1 NO	=	201.30 SQ.MT.
				TOTAL ADDITION	=	201.30 SQ.MT. X
DEDUCTIONS						
1	6.30	X	4.44	X 1 NO	=	27.97 SQ.MT.
2	1.19	X	1.05	X 2 NOS	=	2.50 SQ.MT.
2	1.45	X	1.99	X 1 NO	=	2.89 SQ.MT.
3	1.80	X	0.60	X 1 NO	=	1.08 SQ.MT.
3	3.20	X	0.74	X 1 NO	=	2.37 SQ.MT.
4	1.50	X	0.30	X 1 NO	=	0.45 SQ.MT.
4	1.25	X	5.80	X 1 NO	=	7.25 SQ.MT.
5	6.10	X	1.20	X 1 NO	=	7.32 SQ.MT.
				TOTAL DEDUCTION	=	51.83 SQ.MT. Y1
TOTAL BUILT UP AREA [X - Y1]					=	149.47 SQ.MT. X1

FLAT NO 4

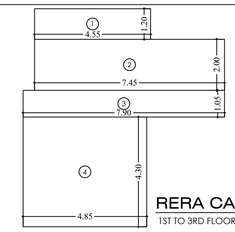

RERA CARPET AREA DIAGRAM
1ST TO 3RD FLOOR - FLAT NO 4 SCALE- 1:100

RERA CARPET AREA CALCULATION

1ST TO 3RD FLOOR - FLAT NO 4						
1	4.55	X	1.20	X 1 NO	=	5.46 SQ.MT.
2	7.45	X	2.00	X 1 NO	=	14.90 SQ.MT.
3	7.90	X	1.05	X 1 NO	=	8.30 SQ.MT.
4	4.85	X	4.30	X 1 NO	=	20.86 SQ.MT.
				TOTAL ADDITION X	=	49.51 SQ.MT.

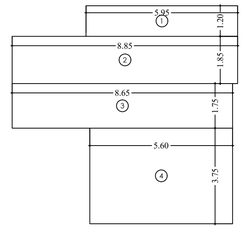

RERA CARPET AREA DIAGRAM
4TH TO 6TH - FLAT NO 4 SCALE- 1:100

RERA CARPET AREA CALCULATION

4TH TO 6TH - FLAT NO 4						
1	5.95	X	1.20	X 1 NO	=	7.14 SQ.MT.
2	8.85	X	1.85	X 1 NO	=	16.37 SQ.MT.
3	8.65	X	1.75	X 1 NO	=	15.14 SQ.MT.
4	5.60	X	3.75	X 1 NO	=	21.00 SQ.MT.
				TOTAL ADDITION X	=	59.65 SQ.MT.

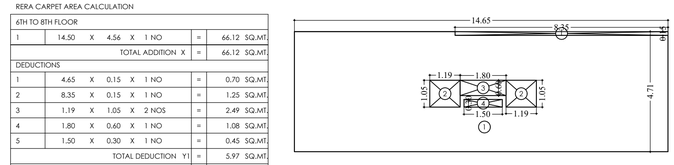

6TH FLOOR STAIRCASE B.U.A. DIAGRAM
SCALE- 1:100

RERA CARPET AREA CALCULATION

6TH TO 8TH FLOOR						
1	14.50	X	4.56	X 1 NO	=	66.12 SQ.MT.
				TOTAL ADDITION X	=	66.12 SQ.MT.
DEDUCTIONS						
1	4.65	X	0.15	X 1 NO	=	0.70 SQ.MT.
2	8.35	X	0.15	X 1 NO	=	1.25 SQ.MT.
3	1.19	X	1.05	X 2 NOS	=	2.49 SQ.MT.
4	1.80	X	0.60	X 1 NO	=	1.08 SQ.MT.
5	1.50	X	0.30	X 1 NO	=	0.45 SQ.MT.
				TOTAL DEDUCTION Y1	=	5.97 SQ.MT.
TOTAL BUILT UP AREA [X - Y1]				X1	=	60.15 SQ.MT.

7TH FLOOR STAIRCASE B.U.A. DIAGRAM
SCALE- 1:100

BUILT UP AREA CALCULATION

7TH FLOOR						
1	14.65	X	4.71	X 1 NO	=	69.00 SQ.MT.
				TOTAL ADDITION	=	69.00 SQ.MT. X
DEDUCTIONS						
1	8.35	X	0.15	X 1 NO	=	1.25 SQ.MT.
2	1.19	X	1.05	X 2 NOS	=	2.50 SQ.MT.
3	1.80	X	0.60	X 1 NO	=	1.08 SQ.MT.
4	1.50	X	0.30	X 1 NO	=	0.45 SQ.MT.
				TOTAL DEDUCTION	=	5.28 SQ.MT. Y1
TOTAL BUILT UP AREA [X - Y1]					=	63.72 SQ.MT. X1

FLAT NO 1

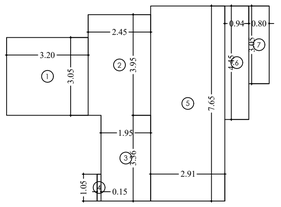

RERA CARPET AREA DIAGRAM
2ND TO 5TH FLOOR - FLAT NO 1 SCALE- 1:100

RERA CARPET AREA CALCULATION

2ND TO 5TH FLOOR - FLAT NO 1						
1	3.20	X	3.05	X 1 NO	=	9.76 SQ.MT.
2	2.45	X	3.95	X 1 NO	=	9.68 SQ.MT.
3	1.95	X	3.36	X 1 NO	=	6.55 SQ.MT.
4	0.15	X	1.05	X 1 NO	=	0.16 SQ.MT.
5	2.91	X	7.65	X 1 NO	=	22.26 SQ.MT.
6	0.94	X	4.45	X 1 NO	=	4.18 SQ.MT.
7	0.80	X	3.05	X 1 NO	=	2.44 SQ.MT.
				TOTAL ADDITION X	=	55.03 SQ.MT.

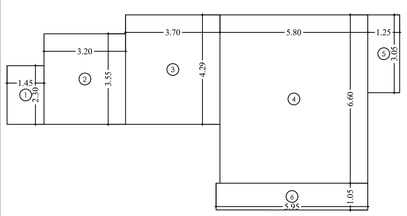

RERA CARPET AREA DIAGRAM
6TH TO 7TH FLOOR - FLAT NO 1 SCALE- 1:100

RERA CARPET AREA CALCULATION

6TH TO 7TH FLOOR - FLAT NO 1						
1	1.45	X	2.30	X 1 NO	=	3.34 SQ.MT.
2	3.20	X	3.55	X 1 NO	=	11.36 SQ.MT.
3	3.70	X	4.29	X 1 NO	=	15.87 SQ.MT.
4	5.80	X	6.60	X 1 NO	=	38.28 SQ.MT.
5	1.25	X	3.05	X 1 NO	=	3.81 SQ.MT.
6	5.95	X	1.05	X 1 NO	=	6.25 SQ.MT.
				TOTAL ADDITION X	=	78.92 SQ.MT.

FLAT NO 2

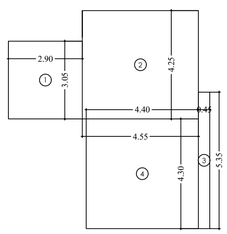

RERA CARPET AREA DIAGRAM
2ND FLOOR- FLAT NO 2 SCALE- 1:100

RERA CARPET AREA CALCULATION

2ND FLOOR- FLAT NO 2						
1	2.90	X	3.05	X 1 NO	=	8.84 SQ.MT.
2	4.55	X	4.25	X 1 NO	=	19.34 SQ.MT.
3	0.45	X	5.35	X 1 NO	=	2.41 SQ.MT.
4	4.40	X	4.30	X 1 NO	=	18.92 SQ.MT.
				TOTAL ADDITION X	=	49.51 SQ.MT.

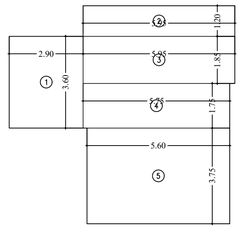

RERA CARPET AREA DIAGRAM
3RD TO 6TH FLOOR- FLAT NO 2 SCALE- 1:100

RERA CARPET AREA CALCULATION

3RD TO 6TH FLOOR- FLAT NO 2						
1	2.90	X	3.60	X 1 NO	=	10.44 SQ.MT.
2	5.95	X	1.20	X 1 NO	=	7.14 SQ.MT.
3	5.95	X	1.85	X 1 NO	=	11.01 SQ.MT.
4	5.75	X	1.75	X 1 NO	=	10.06 SQ.MT.
5	5.60	X	3.75	X 1 NO	=	21.00 SQ.MT.
				TOTAL ADDITION X	=	59.65 SQ.MT.

FLAT NO 3

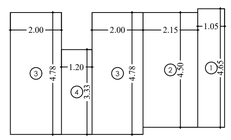

RERA CARPET AREA DIAGRAM
2ND & 3RD FLOOR - FLAT NO 3 SCALE- 1:100

RERA CARPET AREA CALCULATION

2ND & 3RD FLOOR - FLAT NO 3						
1	1.05	X	4.65	X 1 NO	=	4.88 SQ.MT.
2	2.15	X	4.50	X 1 NO	=	9.67 SQ.MT.
3	2.00	X	4.78	X 2 NOS	=	19.12 SQ.MT.
4	1.20	X	3.33	X 1 NO	=	4.00 SQ.MT.
				TOTAL ADDITION X	=	37.67 SQ.MT.

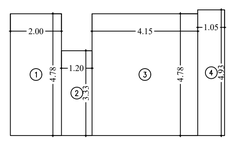

RERA CARPET AREA DIAGRAM
4TH TO 6TH FLOOR - FLAT NO 3 SCALE- 1:100

BUILT UP AREA CALCULATION

4TH TO 6TH FLOOR - FLAT NO 3						
1	2.00	X	4.78	X 1 NO	=	9.56 SQ.MT.
2	1.20	X	3.33	X 1 NO	=	4.00 SQ.MT.
3	4.15	X	4.78	X 1 NO	=	19.84 SQ.MT.
4	1.05	X	4.93	X 1 NO	=	5.18 SQ.MT.
				TOTAL ADDITION X	=	38.57 SQ.MT.

FLAT NO 5

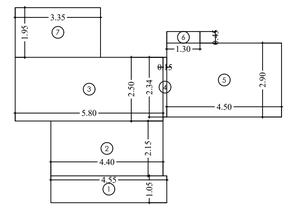

RERA CARPET AREA DIAGRAM
1ST FLOOR - FLAT NO 5 SCALE- 1:100

RERA CARPET AREA CALCULATION

1ST FLOOR - FLAT NO 5						
1	4.55	X	1.05	X 1 NO	=	4.78 SQ.MT.
2	4.40	X	2.15	X 1 NO	=	9.46 SQ.MT.
3	5.80	X	2.50	X 1 NO	=	14.50 SQ.MT.
4	0.15	X	2.34	X 1 NO	=	0.35 SQ.MT.
5	4.50	X	2.90	X 1 NO	=	13.05 SQ.MT.
6	1.30	X	0.45	X 1 NO	=	0.59 SQ.MT.
7	3.35	X	1.95	X 1 NO	=	6.53 SQ.MT.
				TOTAL ADDITION X	=	49.26 SQ.MT.

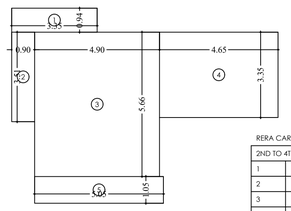

RERA CARPET AREA DIAGRAM
2ND TO 4TH FLOOR - FLAT NO 5 SCALE- 1:100

RERA CARPET AREA CALCULATION

2ND TO 4TH FLOOR - FLAT NO 5						
1	3.35	X	0.94	X 1 NO	=	3.15 SQ.MT.
2	0.90	X	3.51	X 1 NO	=	3.16 SQ.MT.
3	4.90	X	5.66	X 1 NO	=	27.73 SQ.MT.
4	4.65	X	3.35	X 1 NO	=	15.58 SQ.MT.
5	5.05	X	1.05	X 1 NO	=	5.30 SQ.MT.
				TOTAL ADDITION X	=	54.92 SQ.MT.

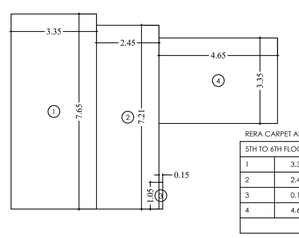

RERA CARPET AREA DIAGRAM
5TH TO 6TH FLOOR - FLAT NO 5 SCALE- 1:100

RERA CARPET AREA CALCULATION

5TH TO 6TH FLOOR - FLAT NO 5						
1	3.35	X	7.65	X 1 NO	=	25.63 SQ.MT.
2	2.45	X	7.21	X 1 NO	=	17.66 SQ.MT.
3	0.15	X	1.05	X 1 NO	=	0.16 SQ.MT.
4	4.65	X	3.35	X 1 NO	=	15.58 SQ.MT.
				TOTAL ADDITION X	=	59.03 SQ.MT.

RERA CARPET AREA SUMMARY

FLOOR	1	2	3	4	5	TOTAL NO. FLAT
1ST FLOOR	---	---	---	49.51	49.26	02
2ND FLOOR	55.03	49.51	37.67	49.51	54.92	05
3RD FLOOR	55.03	59.65	37.67	49.51	54.92	05
4TH FLOOR	55.03	59.65	38.57	59.65	54.92	05
5TH FLOOR	55.03	59.65	38.57	59.65	59.03	05
6TH FLOOR	78.92	59.65	38.57	59.65	59.03	05
7TH FLOOR	78.92	---	---	---	---	01

SALE
TENANT

IOD PLAN

1. THIS PLANS ARE APPROVED SUBJECT TO THE CONDITIONS MENTIONED IN THE IOD ISSUED UNDER EVEN NO. P-15429/2023/ R/C Ward/FP. ON EVEN DATE.
2. THIS PLANS AREA DIGITALLY SIGNED AND DOES NOT REQUIRE PHYSICAL SIGNATURE

PROFORMA-B

CONTENTS OF SHEET
6TH & 8TH BUILT UP AREA CALCULATION , RERA CARPET AREA

NORTH

DESCRIPTION OF PROPOSAL AND PROPERTY :
PROPOSED RE-DEVELOPMENT OF BUILDING ON SUB PLOT NO. 1, CORRESPONDING OLD F.P. NO. 324 (NEW F.P. NO. 275) OF T.P.S. - III BORIVALI, IN KASTUR PARK LAYOUT, AT SHIMPOLI ROAD, BORIVALI (W), MUMBAI - 400092.

HARISH RATANCHAND JAIN — Digitally signed by HARISH RATANCHAND JAIN Date: 2023.07.15 16:47:44 +05'30'

DIGITAL SIGNATURE OF OWNER

Shri. Harish R. Jain, Partner of M/s. H. Rishabraj Realty C.A. to Shree Aradhana C.H.S.L. (Owner)
103, Jai Tirth, Daulat Nagar, Road No 10, BoriVali (E), Mumbai - 400066.

NAME OF OWNER

NAME, ADDRESS & SIGNATURE OF ARCHITECT

MEHUL KANAKIA ARCHITECTS .
ARCHITECT :- MEHUL KANAKIA.
1001 BUILDING NO. 5,
GARDERN GROOVE COMPLEX,
CHIKUWADI, OFF. LINK ROAD,
BORIVALI (W), MUMBAI - 401 092.

Mehul Jitendra Kanakia — Digitally signed by Mehul Jitendra Kanakia Date: 2023.07.15 16:09:47 +05'30'

COA. NO : CA / 2014 / 62291
DATE : | JOB NO. | FILE NAME
DRAWN BY : PARIN | CHECKED BY : MEHUL

THIS PLAN IS DIGITALLY SIGNED AND PHYSICAL SIGN NOT REQUIRED

Rahul Ganesh Ishi — Digitally signed by Rahul Ganesh Ishi DN: cn=Rahul Ganesh Ishi o=N Location: Reason: I am the author of this document Location: Date: 2023.07.25 19:27:05 +05'30'

Swapnil Bhagawat Patil 2023.07.25 20:58:49 +05'30'

HANUMANT SADASHIVRAO BURE — Digitally signed by HANUMANT SADASHIVRAO BURE Date: 2023.07.26 15:53:06 +05'30'

S.E.B.P. 'R-5' | A.E.B.P 'R-II' | E.E.B.P 'R-I'

MUNICIPAL CORPORATION OF GREATER MUMBAI

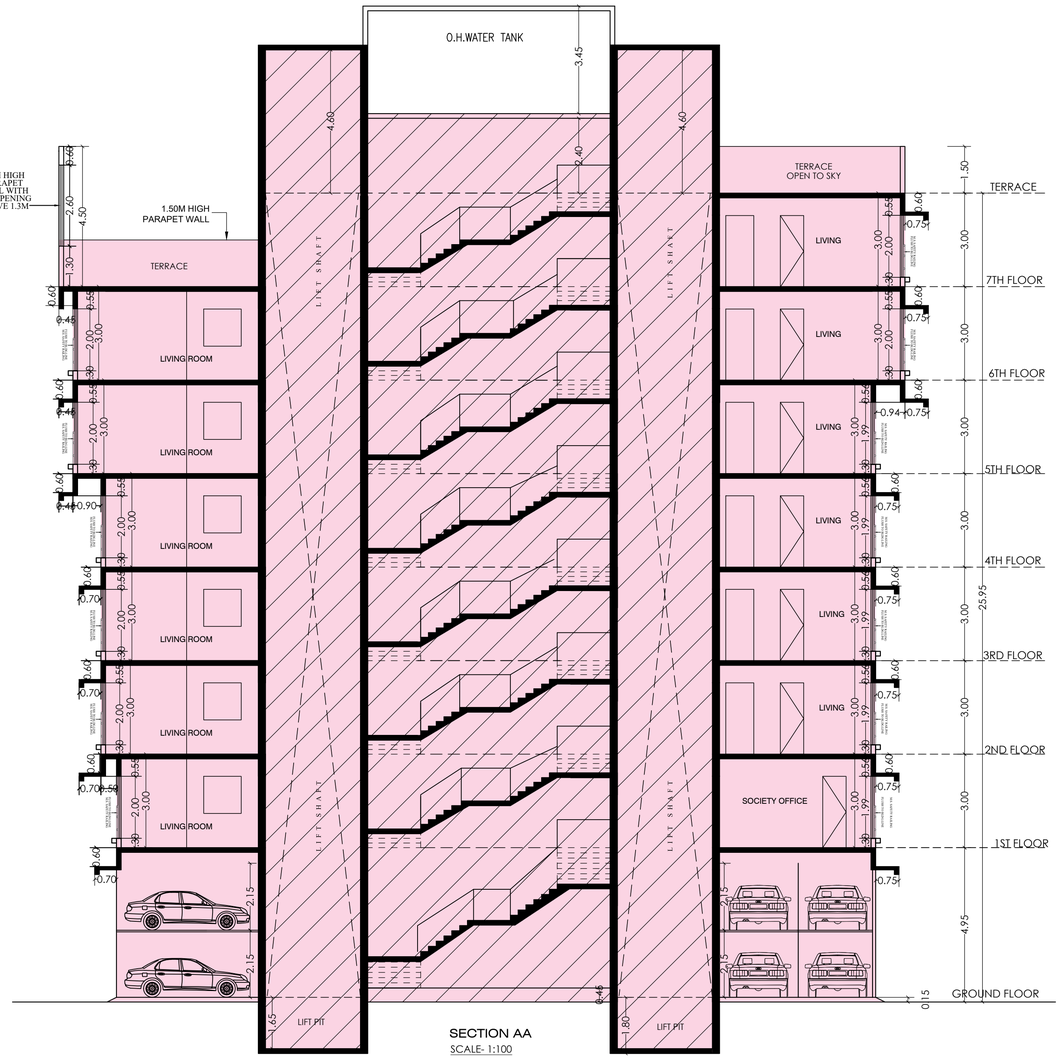

SECTION AA
SCALE- 1:100

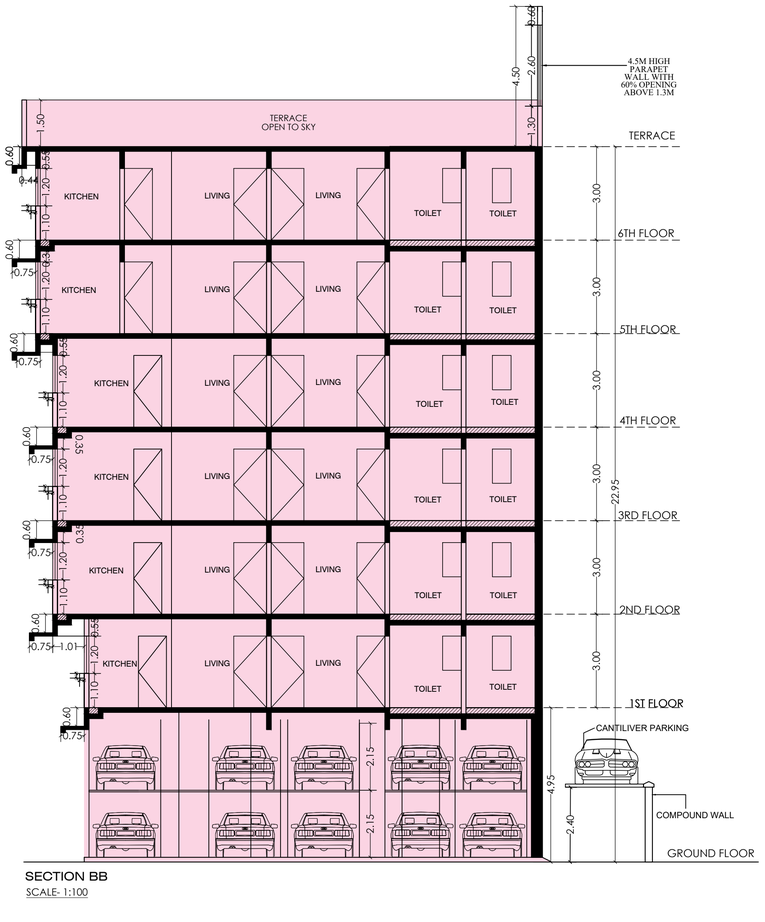

SECTION BB
SCALE- 1:100

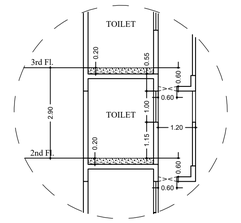

SECTION THROUGH TOILET DUCT
SCALE 1:100

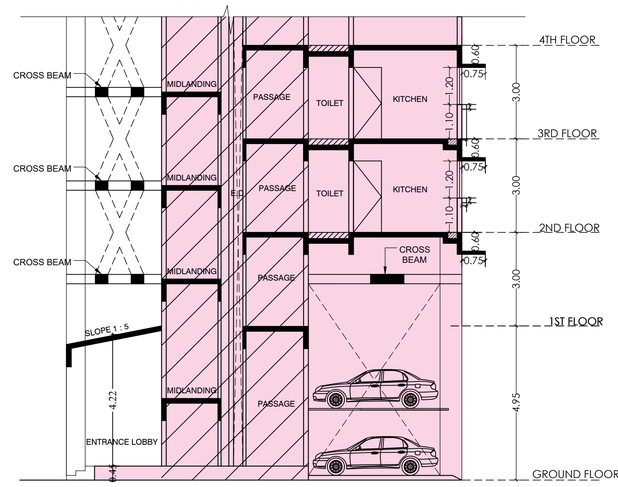

SECTION CC
SCALE- 1:100

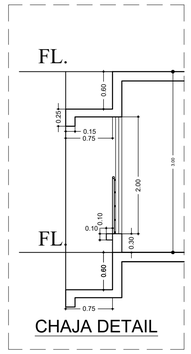

CHAJA DETAIL

IOD PLAN

1. THIS PLANS ARE APPROVED SUBJECT TO THE CONDITIONS MENTIONED IN THE IOD ISSUED UNDER EVEN NO. P-15429/2023/ R/C Ward/FP. ON EVEN DATE.
2. THIS PLANS AREA DIGITALLY SIGNED AND DOES NOT REQUIRE PHYSICAL SIGNATURE

PROFORMA-B

CONTENTS OF SHEET

* SECTIONS

NORTH	DESCRIPTION OF PROPOSAL AND PROPERTY :
N	PROPOSED RE-DEVELOPMENT OF BUILDING ON SUB PLOT NO. 1, CORRESPONDING OLD F.P. NO. 324 (NEW F.P. NO. 275) OF T.P.S. - III BORIVALI, IN KASTUR PARK LAYOUT, AT SHIMPOLI ROAD, BORIVALI (W), MUMBAI - 400092.

HARISH RATANCH AND JAIN — Digitally signed by HARISH RATANCHAND JAIN Date: 2023.07.15 16:48:05 +05'30'	Shri. Harish R. Jain, Partner of M/s. H. Rishabraj Realty C.A. to Shree Aradhana C.H.S.L. (Owner). 103, Jai Tirth, Daulat Nagar, Road No 10, BoriVali (E), Mumbai - 400066.
DIGITAL SIGNATURE OF OWNER	NAME OF OWNER

NAME, ADDRESS & SIGNATURE OF ARCHITECT

MEHUL KANAKIA ARCHITECTS.
ARCHITECT :- MEHUL KANAKIA,
1001 ,BUILDING NO. 5,
GARDERN GROOVE COMPLEX,
CHIKUWADI, OFF. LINK ROAD,
BORIVALI (W), MUMBAI - 400 092.

Mehul Jitendra Kanakia — Digitally signed by Mehul Jitendra Kanakia Date: 2023.07.15 16:10:08 +05'30'

COA. NO :	CA / 2014 / 62291		
DATE :		JOB NO.	FILE NAME
DRAWN BY : PARIN	CHECKED BY : MEHUL		

THIS PLAN IS DIGITALLY SIGNED AND PHYSICAL SIGN NOT REQUIRED

Rahul Ganesh Ishi — Digitally signed by Rahul Ganesh Ishi DN: cn=Rahul Ganesh Ishi, o=Personal, Reason: I am the author of this document Location: Date: 2023.07.25 19:27:06 +05'30'	Swapnil Bhagawat Patil 2023.07.25 20:59:01 +05'30'	HANUMANT SADASHIVRAO BURE — Digitally signed by HANUMANT SADASHIVRAO BURE Date: 2023.07.26 15:02:22 +05'30'
S.E.B.P. 'R-5'	A.E.B.P 'R-II'	E.E.B.P 'R-I'

MUNICIPAL CORPORATION OF GREATER MUMBAI