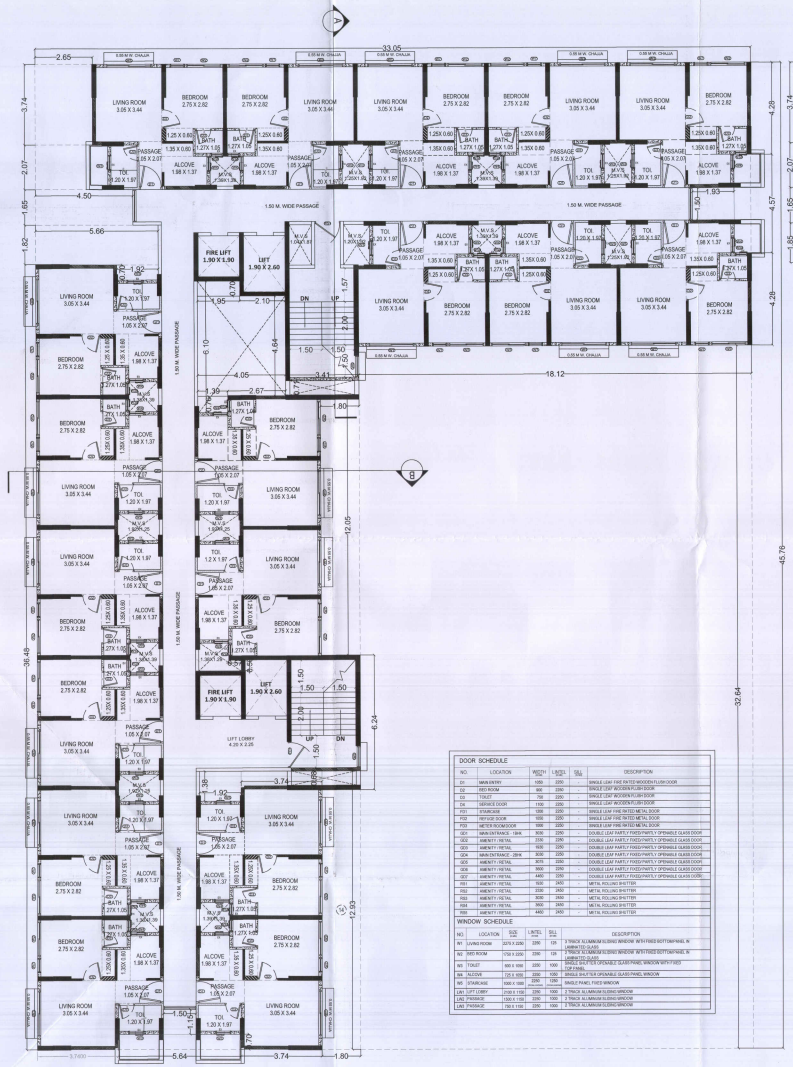

T1 TYPICAL FLOOR (1ST TO 7TH, 9TH TO 12TH & 14TH) PLAN
SCALE 1:100

DOOR SCHEDULE					
NO.	LOCATION	WIDTH	HEIGHT	SILL	DESCRIPTION
D1	MAIN ENTRY	1000	2250	-	SINGLE LEAF FIRE RATED WOODEN FLUSH DOOR
D2	BED ROOM	800	2250	-	SINGLE LEAF WOODEN FLUSH DOOR
D3	TOILET	700	2250	-	SINGLE LEAF WOODEN FLUSH DOOR
D4	SERVICE DOOR	1100	2250	-	SINGLE LEAF WOODEN FLUSH DOOR
FD1	STAIRCASE	1200	2250	-	SINGLE LEAF FIRE RATED METAL DOOR
FD2	REFUGE DOOR	1000	2250	-	SINGLE LEAF FIRE RATED METAL DOOR
FD3	METER ROOM DOOR	1000	2250	-	SINGLE LEAF FIRE RATED METAL DOOR
GD1	MAIN ENTRANCE - 1BHK	3000	2250	-	DOUBLE LEAF PARTLY FIXED PARTLY OPENABLE GLASS DOOR
GD2	AMENITY - RETAIL	2250	2250	-	DOUBLE LEAF PARTLY FIXED PARTLY OPENABLE GLASS DOOR
GD3	AMENITY - RETAIL	1650	2250	-	DOUBLE LEAF PARTLY FIXED PARTLY OPENABLE GLASS DOOR
GD4	MAIN ENTRANCE - 2BHK	3000	2250	-	DOUBLE LEAF PARTLY FIXED PARTLY OPENABLE GLASS DOOR
GD5	AMENITY - RETAIL	3075	2250	-	DOUBLE LEAF PARTLY FIXED PARTLY OPENABLE GLASS DOOR
GD6	AMENITY - RETAIL	3000	2250	-	DOUBLE LEAF PARTLY FIXED PARTLY OPENABLE GLASS DOOR
GD7	AMENITY - RETAIL	4450	2250	-	DOUBLE LEAF PARTLY FIXED PARTLY OPENABLE GLASS DOOR
FD7	AMENITY - RETAIL	1500	2400	-	METAL ROLLING SHUTTER
FD7	AMENITY - RETAIL	2250	2400	-	METAL ROLLING SHUTTER
FD8	AMENITY - RETAIL	3000	2400	-	METAL ROLLING SHUTTER
FD9	AMENITY - RETAIL	3900	2400	-	METAL ROLLING SHUTTER
FD9	AMENITY - RETAIL	4450	2400	-	METAL ROLLING SHUTTER

WINDOW SCHEDULE					
NO.	LOCATION	SIZE mm	SILL mm	HEIGHT mm	DESCRIPTION
W1	LIVING ROOM	2275 X 2250	2250	125	3 TRACK ALUMINIUM SLIDING WINDOW WITH FIXED BOTTOM PANEL IN UNPAINTED GLASS
W2	BED ROOM	1750 X 2250	2250	125	3 TRACK ALUMINIUM SLIDING WINDOW WITH FIXED BOTTOM PANEL IN UNPAINTED GLASS
W3	TOILET	900 X 1050	2250	1050	SINGLE SHUTTER OPENABLE GLASS PANEL WINDOW WITH WED CUP FIXING
W4	ALCOVE	725 X 1050	2250	1050	SINGLE SHUTTER OPENABLE GLASS PANEL WINDOW
W5	STAIRCASE	1800 X 1000	2250	1000	SINGLE PANEL FIXED WINDOW
LW1	LIFT LOBBY	1500 X 1100	2250	1000	3 TRACK ALUMINIUM SLIDING WINDOW
LW2	PASSAGE	1500 X 1100	2250	1000	3 TRACK ALUMINIUM SLIDING WINDOW
LW3	PASSAGE	1500 X 1100	2250	1000	3 TRACK ALUMINIUM SLIDING WINDOW

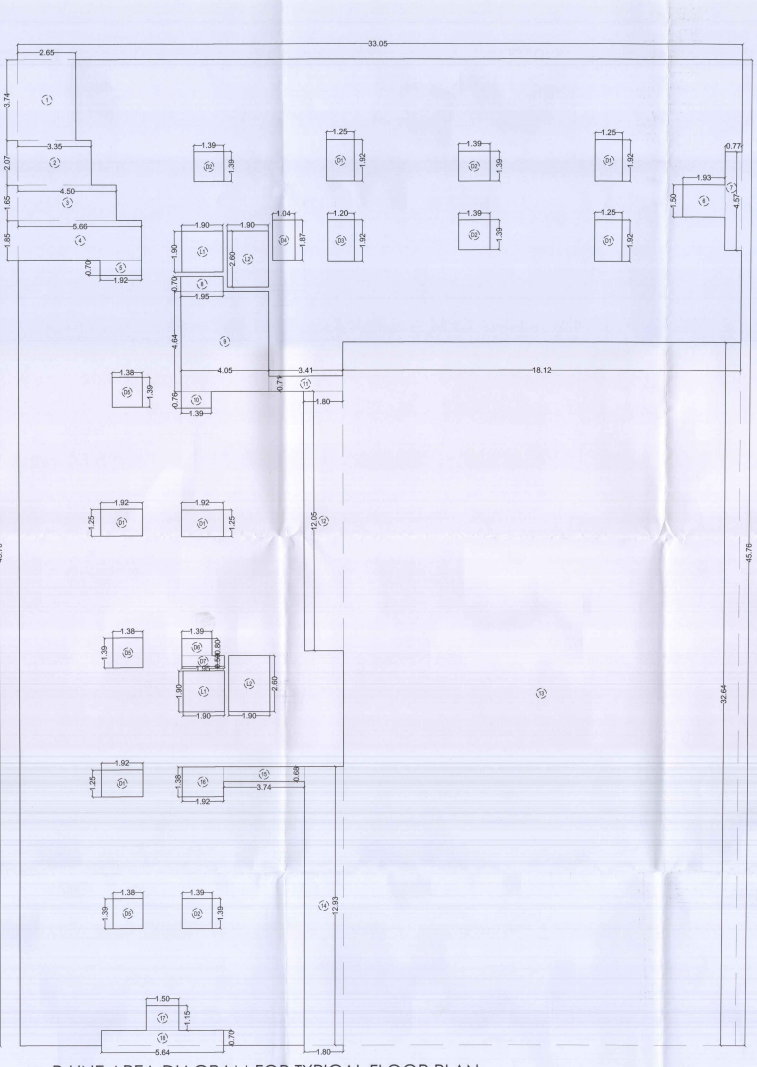

T1 P-LINE AREA DIAGRAM FOR TYPICAL FLOOR PLAN
SCALE 1:100

T1	BUILT-UP AREA CALCULATION 1ST TO 7TH , 9TH TO 12TH TYPICAL FLOOR							
AREA OF THE BLOCK								
	33.05	X	45.76	X	1	=	1512.37	SQMT.
					TOTAL AREA	=	1512.37	SQMT. A
STANDARD DEDUCTION								
1	2.65	X	3.74	X	1	=	9.91	SQMT.
2	3.35	X	2.07	X	1	=	6.93	SQMT.
3	4.50	X	1.65	X	1	=	7.43	SQMT.
4	5.66	X	1.85	X	1	=	10.47	SQMT.
5	1.92	X	0.70	X	1	=	1.34	SQMT.
6	1.93	X	1.50	X	1	=	2.90	SQMT.
7	0.77	X	4.57	X	1	=	3.52	SQMT.
8	1.95	X	0.70	X	1	=	1.37	SQMT.
9	4.05	X	4.64	X	1	=	18.79	SQMT.
10	1.39	X	0.76	X	1	=	1.06	SQMT.
11	3.41	X	0.71	X	1	=	2.42	SQMT.
12	1.80	X	12.05	X	1	=	21.69	SQMT.
13	18.12	X	32.64	X	1	=	591.44	SQMT.
14	1.80	X	12.93	X	1	=	23.27	SQMT.
15	3.74	X	0.68	X	1	=	2.54	SQMT.
16	1.92	X	1.38	X	1	=	2.65	SQMT.
17	1.50	X	1.15	X	1	=	1.73	SQMT.
18	5.64	X	0.70	X	1	=	3.95	SQMT.
D1	1.25	X	1.92	X	6	=	14.40	SQMT.
D2	1.39	X	1.39	X	4	=	7.73	SQMT.
D3	1.20	X	1.92	X	1	=	2.30	SQMT.
D4	1.04	X	1.87	X	1	=	1.94	SQMT.
D5	0.20	X	2.65	X	3	=	1.59	SQMT.
D6	1.38	X	0.80	X	1	=	1.10	SQMT.
D7	1.95	X	0.50	X	1	=	0.98	SQMT.
L1	1.90	X	1.90	X	2	=	7.22	SQMT.
L2	1.90	X	2.60	X	2	=	9.88	SQMT.
TOTAL DEDUCTION AREA						=	760.55	SQMT. B
NET B-UP AREA (A - B)						=	751.82	SQMT. C

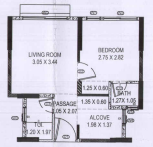

TYPICAL FLAT (TYPE A)
SCALE 1:100

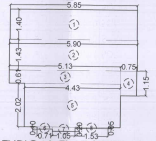

TYPICAL FLAT (TYPE A)
CARPET AREA SCALE 1:100

TYPICAL FLAT (TYPE A) CARPET AREA STATEMENT							
1	5.85	x	1.40	x	1	=	8.19 SQMT
2	5.90	x	1.43	x	1	=	8.44 SQMT
3	5.13	x	0.61	x	1	=	3.13 SQMT
4	0.75	x	1.15	x	1	=	0.86 SQMT
5	4.43	x	2.02	x	1	=	8.95 SQMT
6	0.71	x	0.10	x	1	=	0.07 SQMT
7	1.05	x	0.20	x	1	=	0.21 SQMT
8	1.53	x	0.05	x	1	=	0.08 SQMT
TOTAL CARPET AREA						=	29.92 SQMT

PROFORMA -B N/64

DESCRIPTION OF SHEET

SECTOR : SECTOR O
BUILDING TYPE : RBY3 (Earlier Approved as AMB)
NO. OF FLOORS : G + 14 FLOORS
CLUSTER NO : CLUSTER 15.07 (WING F,G)

TYPICAL FLOOR (1st TO 7th, 9thTO 12th & 14th) PLAN, AREA DIAGRAM & CALCULATION

STAMP AND DATE OF APPROVAL OF PLAN

या कार्यालयाचे पत्र क्र. एकात्मिक नगरवसाहत / मौजे अंतर्ली, खोणी, हेटवणे, कोळे, घरतेपाले, कार्डई व गायपाडे ता. कल्याण आणि मौजे उंबरोली, ता. अंबरनाथ सर्वसाधारणे/...3264...
दिनांक 24/4/24 मधील मु.:- अधीन राहून शिरवार रोपरे दुरुस्ती सुचविल्याप्रमाणे...चढि बदल...बापरासाठी नकाशाला मंजुरी.

सहायक संचालक
नगर रचना, ठाणे.

NOTE:
ALL DIMENSIONS/LEVELS/DEPTHS STATED ARE CLEAR DIMENSIONS (I.E. UNFINISHED DIMENSIONS) IN METERS
CARPET AREA IS FOR PARKING CALCULATION ONLY

DESCRIPTION OF PROPOSAL & PROPERTY

PROPOSED BUILDING AT INTEGRATED TOWNSHIP PROJECT SITUATED AT VILLAGE - ANTERLI, KHONI, HEDUTANE, KOLE, KATAI, MANGOAN, GHARIVALI, TAL. KALYAN & DIST. THANE, AND AT VILLAGE UMBROLI TAL. AMBERNATH, DIST. THANE.

JOB NO.	REVISION NO.	DRAWN BY	CHECKED BY
PALAVA II	R0	10443	
SHEET NO.	SHEET SIZE	DATE	SCALE
	Custom(A1-D) (portrait)	13/03/2024	1:100

C:\Users\HP\Desktop\Palava\Layout\Layout NO 15\A1 - Dwg\T1 - Typical Floor (1, 1st, 2nd, 3rd, 4th, 5th, 6th, 7th, 9th, 10th, 11th, 12th, 14th).dwg, 13/03/2024 1:36:16 PM

NAME & ADDRESS OF OWNER — SIGNATURE

M/S. MACROTECH DEVELOPERS LTD.
412, 4TH FLOOR, 17G VARDHAMAN CHAMBER,
CAWASJI PATEL ROAD, HORNIMAN CIRCLE,
FORT, MUMBAI-400001

(AUTHORISED SIGNATORY)

NAME & ADDRESS OF ARCHITECT — SIGNATURE

PRADEEP KAMBLE & ASSOCIATES

B-101,1st FL., JAKH BUTERA COMPLEX,
PANDIT MALVIYA PATH, RAMNAGAR,
DOMBIVALI (W) - 421 201, TEL - 2862642

PRADEEP KAMBLE
CA/87/10471