PRODUCED BY AN AUTODESK EDUCATIONAL PRODUCT

FLOOR WISE FSI STATEMENT: A (1)

| FLOORS | FSI AREA COMM. | FSI AREA RESI. | FSI AREA IND. | FSI AREA SPEC. | BALCONY PERM. | BALCONY PROP. | BALCONY EXCESS | PASSAGE | STAIR NORMAL STAIR | STAIR FIRE STAIR | LIFT FREE OF FSI | TERRACE | LIFT M/C ROOM | TENE. | TOTAL FSI AREA |
|---|---|---|---|---|---|---|---|---|---|---|---|---|---|---|---|
| PARKING FLOOR | 0.00 | 0.00 | 0.00 | 0.00 | 0.00 | 0.00 | 0.00 | 0.00 | 0.00 | 0.00 | 0.00 | 0.00 | - | 0 | 0.00 |
| FIRST FLOOR | 0.00 | 92.31 | 0.00 | 0.00 | 13.85 | 11.10 | 0.00 | 0.00 | 6.53 | 0.00 | 0.00 | 0.00 | - | 3 | 92.31 |
| SECOND FLOOR | 0.00 | 92.31 | 0.00 | 0.00 | 13.85 | 11.10 | 0.00 | 0.00 | 6.53 | 0.00 | 0.00 | 0.00 | - | 3 | 92.31 |
| THIRD FLOOR | 0.00 | 92.31 | 0.00 | 0.00 | 13.85 | 11.10 | 0.00 | 0.00 | 6.53 | 0.00 | 0.00 | 0.00 | - | 3 | 92.31 |
| FOURTH FLOOR | 0.00 | 92.31 | 0.00 | 0.00 | 13.85 | 11.10 | 0.00 | 0.00 | 6.53 | 0.00 | 0.00 | 0.00 | - | 3 | 92.31 |
| TOTAL | 0.00 | 369.24 | 0.00 | 0.00 | 55.40 | 44.40 | 0.00 | 0.00 | 34.12 | 0.00 | 0.00 | 0.00 | 0.00 | 12 | 369.24 |

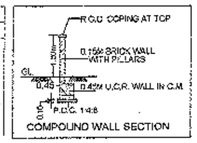

COMPOUND WALL SECTION

BUILDING WISE FSI STATEMENT

| BUILDING | FSI AREA COMM. | FSI AREA RESI. | FSI AREA IND. | FSI AREA SPEC. | BALCONY PERM. | BALCONY PROP. | BALCONY EXCESS | PASSAGE | STAIR | LIFT | TERRACE | LIFT M/C ROOM | TENE. | TOTAL FSI AREA |
|---|---|---|---|---|---|---|---|---|---|---|---|---|---|---|
| A-1 (1) | 0.00 | 369.24 | 0.00 | 0.00 | 55.40 | 44.40 | 0.00 | 0.00 | 34.12 | 0.00 | 0.00 | 0.00 | 12 | 369.24 |
| TOTAL | 0.00 | 369.24 | 0.00 | 0.00 | 55.40 | 44.40 | 0.00 | 0.00 | 34.12 | 0.00 | 0.00 | 0.00 | 12 | 369.24 |

CARPET DETAILS

| BUILDING NAME | FLOOR NAME | CARPET NAME | CARPET AREA | ENC BAL AREA | TERRACE AREA | OPEN BAL AREA |
|---|---|---|---|---|---|---|
| A (1) | TYPICAL - 1, 2, 3& 4 FLOOR | PER_001 | 26.06 | 0.00 | 0.00 | 7.68 |
| | | 2,5,8,11 | 30.25 | 0.00 | 0.00 | 3.42 |
| | | 3,6,9,12 | 26.23 | 0.00 | 0.00 | 0.00 |

OPENING SCHEDULE: A (1)

| NAME | WIDTH | HEIGHT | NOS. |
|---|---|---|---|
| D | 0.73 | 2.10 | 04 |
| D | 0.75 | 2.10 | 12 |
| D | 0.79 | 2.10 | 04 |
| D | 0.85 | 2.10 | 04 |
| D | 0.90 | 2.10 | 16 |
| D | 1.00 | 2.10 | 04 |
| D | 1.04 | 2.10 | 04 |
| D | 1.20 | 2.10 | 04 |

OPENING SCHEDULE: A (1)

| NAME | WIDTH | HEIGHT | NOS. |
|---|---|---|---|
| V | 0.45 | 1.20 | 04 |
| W | 0.45 | 1.20 | 08 |
| W | 0.99 | 1.20 | 04 |
| W | 1.50 | 1.20 | 40 |
| W | 1.55 | 1.20 | 04 |
| W | 2.33 | 1.20 | 04 |

BUILDING WISE COVERAGE TABLE

| BUILDING | AREA |
|---|---|
| A-1 (1) | 92.31 |

WATER REQUIREMENT

| TANK | OCCUPANT LOAD | FACT. | CONS / DAY (LIT) | REQD. CAP.(LIT) | PROP. CAP.(LIT) |
|---|---|---|---|---|---|
| RESI.REQMT. | 12 | 5 | 50 | 135 | 8100 |
| OHWT COM.REQMT. | --NA-- | | --NA-- | | --NA-- |
| | --NA-- | | --NA-- | | --NA-- |
| IND.REQMT. | --NA-- | | --NA-- | | --NA-- |
| SPE.REQMT. | --NA-- | | --NA-- | | --NA-- |
| | | | | | 8100 |
| FIRE REQMT. | | | | | 0 |
| | | | | 8100 | 9799 |
| UGWT | 1.5 | | | 12150 | 20685 |

PARKING CALCULATION

| TYPE | CARPET AREA FSI (M2) | TENEMENT (NOS) UNIT | TENEMENT (NOS) PROP. | CAR (NOS) BY RULE | CAR (NOS) REQD. | SCOOTER (NOS.) BY RULE | SCOOTER (NOS.) REQD. | CYCLE (NOS.) BY RULE | CYCLE (NOS.) REQD. |
|---|---|---|---|---|---|---|---|---|---|
| RESIDENTIAL | 0 - 40 | 4 | 2 | 1 | 3 | 4 | 12 | 4 | 12 |
| RESIDENTIAL | 40.00 - 80 | 1 | 0 | - | 0 | 2 | 0 | 2 | 0 |
| RESIDENTIAL | 80.00 - 120 | 1 | 0 | 2 | 0 | 2 | 0 | 2 | 0 |
| RESIDENTIAL | > 120.00 | 1 | 0 | 3 | 0 | 2 | 0 | 2 | 0 |
| VISITOR | | | | 5%(Car) | 1 | 5%(SC) | 1 | 5%(CY) | 1 |
| TOTAL | REQUIRED | - | - | - | 4 | - | 13 | - | 13 |
| TOTAL | PROPOSED | - | - | - | 4 | - | 14 | - | 16 |

BALCONY CALCULATIONS: A (1)

| FLOOR | SIZE | AREA | TOT. AREA |
|---|---|---|---|
| FOURTH FLOOR | 1.20 X 2.85 X 2 | 6.84 | 11.10 |
| | 1.20 X 3.55 X 1 | 4.26 | |
| THIRD FLOOR | 1.20 X 2.85 X 2 | 6.84 | 11.10 |
| | 1.20 X 3.55 X 1 | 4.26 | |
| SECOND FLOOR | 1.20 X 2.85 X 2 | 6.84 | 11.10 |
| | 1.20 X 3.55 X 1 | 4.26 | |
| FIRST FLOOR | 1.20 X 2.85 X 2 | 6.84 | 11.10 |
| | 1.20 X 3.55 X 1 | 4.26 | |
| TOTAL | | | 44.40 |

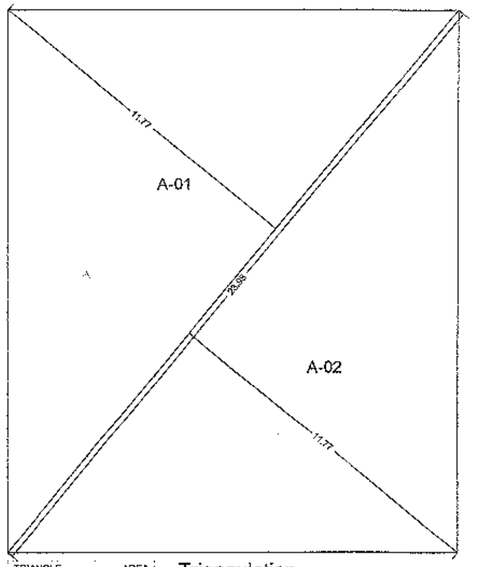


| TRIANGLE | AREA |
|---|---|
| A-01 | 141.05 |
| A-02 | 141.08 |
| TOTAL (PLOT) | 282.13 |

Triangulation

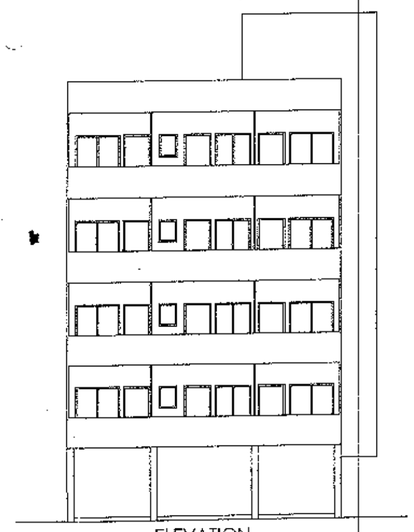
ELEVATION



SECTION A-A

TYPICAL - 1, 2, 3& 4 FLOOR PLAN

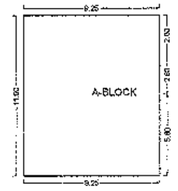


| POLYGON | SIZE | AREA |
|---|---|---|
| A-BLOCK | 9.25 X 11.00 | 5 |
| TOTAL | | 5 |

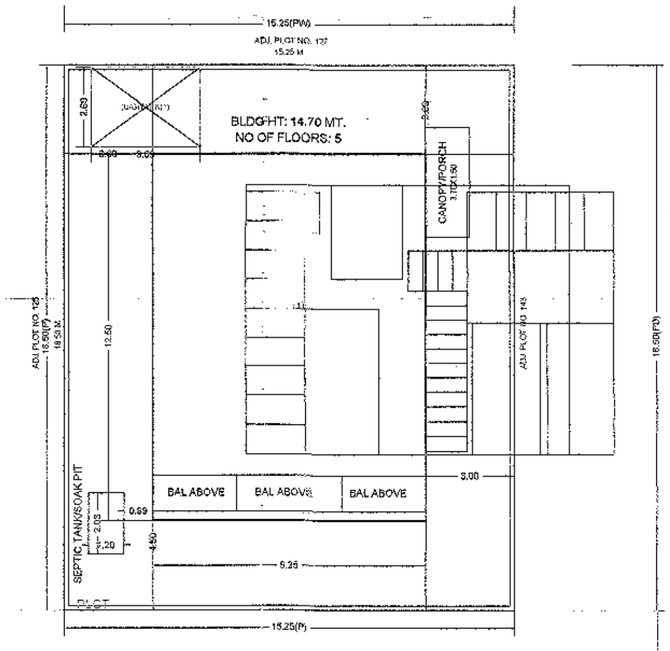


SITE PLAN

SCALE - 1:100

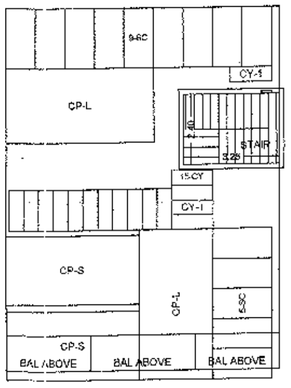

PARKING FLOOR PLAN

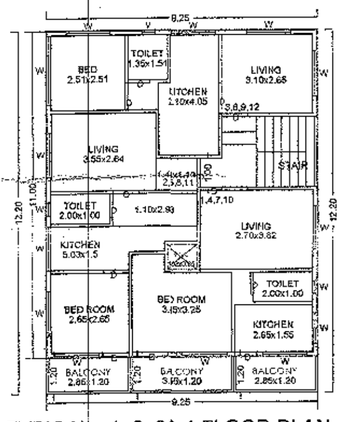

TYPICAL - 1, 2, 3& 4 FLOOR PLAN

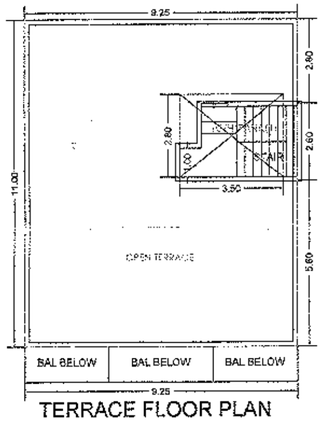

TERRACE FLOOR PLAN

STAMP OF APPROVAL | A1

Document certified by Suresh D Nikumbhe <sureshnikumbhe05@gmail.com>.
Organization : Government Of Maharashtra
Designation : Assistant Director Town Planning
Date : 2019.05.17 33:42
Certificate No. : 2202A41E...3487

| A) AREA STATEMENT | SQ.M. |
|---|---|
| 1. AREA OF PLOT | 282.12 |
| 2. DEDUCTIONS FOR | |
| (a) ROAD WIDENING AREA | 0.00 |
| (b) PROPOSED D.P. ROAD | 0.00 |
| (c) ANY RESERVATION | 0.00 |
| (d) FANNING AREA | 0.00 |
| TOTAL (a+b+c+d) | 0.00 |
| 3. GROSS AREA OF PLOT (1-2) | 282.12 |
| 4. RECREATIONAL OPEN SPACE | |
| (a) REQUIRED AREA | 0.00 |
| (b) PROPOSED AREA | 0.00 |
| 5. AMENITY SPACE | |
| (a) REQUIRED AREA | 0.00 |
| (b) PROPOSED AREA | 0.00 |
| 6. SERVICE ROAD AND HIGHWAY WIDENING | 000.00 |
| 7. INTERNAL ROAD AREA | 000.00 |
| 8. NET AREA OF PLOT (3-5(a)) | 282.12 |
| 9. BASIC PERMISSIBLE F.S.I. 1.1000 | 310.33 |
| 10. ADDITION OF AREA FOR F.S.I. | |
| (a) ROAD WIDENING AREA [1.85 X 2(a)] | 0.00 |
| (b) DP ROAD AREA [1.85 X 2(b)] | 0.00 |
| (c) AMENITY SPACE [2.0 or 1.85 X 5(b)] | 0.00 |
| (d) PREMIUM F.S.I. AREA | 141.06 |
| (e) TDR AREA | 0.00 |
| (f) ADD. F.S.I AREA UNDER CHAPTER VIII | 0.00 |
| TOTAL (a+b+c+d+e+f) | 141.06 |
| 11. TOTAL AREA (9+10) | 451.39 |
| 12. MAX. UTILIZATION OF F.S.I. AS PER ROAD WIDTH | 2.50 |
| 13. PROPOSED BUILT UP AREA | |
| (a) EXISTING FLOOR AREA | 0.00 |
| (b) PROPOSED RESIDENTIAL AREA | 369.24 |
| (c) PROPOSED COMMERCIAL AREA | 0.00 |
| (d) PROPOSED INDUSTRIAL AREA | 0.00 |
| (f) PROPOSED SPECIAL FSI AREA | 0.00 |
| (g) EXCESS BALCONY AREA TAKEN IN F.S.I. | 0.00 |
| (h) EXCESS TERRACE AREA TAKEN IN F.S.I. | 000.00 |
| TOTAL BUILT UP AREA (a to h) (Excluding Area 15.b) | 369.24 |
| 14. F.S.I. CONSUMED (13/8) | 1.3100 |
| 15. AREA FOR INCLUSIVE HOUSING, If Any | |
| (a) REQUIRED (20% of 9) | 000.00 |
| (b) PROPOSED | 000.00 |

| B) BALCONY STATEMENT | |
|---|---|
| (a) PERMISSIBLE BALCONY AREA | 55.39 |
| (b) PROPOSED BALCONY AREA | 44.40 |
| (c) EXCESS BALCONY AREA (TOTAL) | 0.00 |

| C) PARKING STATEMENT | CAR-L | CAR-S | SCOOTER | CYCLE |
|---|---|---|---|---|
| (a) PARKING REQUIRED BY RULE | 2 | 2 | 13 | 13 |
| (b) PARKING PROVIDED | 2 | 2 | 14 | 16 |

CERTIFICATE OF AREA

CERTIFIED THAT THE PLOT UNDER REFERENCE WAS SURVEYED BY ME ON AND THE DIMENSIONS OF SIDES ETC. OF PLOT STATED ON PLAN ARE AS MEASURED ON SITE AND THE AREA SO WORKED OUT TALLIES WITH THE AREA STATED IN DOCUMENT OF OWNERSHIP (TP.S/DISWAL RECORD / LAND RECORD DEPT. / CITY SURVEYED RECORDS.

Sign of Architect/Licensed Eng./Supervisor

OWNER's DECLARATION

I/We understand hereby conform that I/We would abide by plans sanctioned by Nashik Municipal Corporation. I/We would execute person so as to ensure the quality and safety as the work site.

Owner's Sign.

LEGEND

PLOT BOUNDARY SHOWN BLACK
PROPOSED WORK SHOWN RED
DRAINAGE LINE SHOWN RED DOTTED
WATERLINE SHOWN BLACK DOTTED
EXISTING TO BE RETAINED BLACK
DEMOLISHION SHOWN HATCHED YELLOW

| OWNER'S NAME: | OWNER'S SIGN: |
|---|---|
| Mr. SUDHAKAR GARBAD MAHAJAN | |

PROJECT: Building Permission
PLOT NO: 126 CTS NO:
FINAL PLOT NO: 126 SURVEY NO: 163/A
VILLAGE: Pimpalgaon Bahula

| ARCHITECT/ENGINEER/SURVEYOR'S NAME: | SIGN: |
|---|---|
| NILESH SUDHAKAR PINGATE 11 FIRST FLOOR GOLE COMPLEX NEAR MEHER SIGNAL NASHIK | |

| JOB NO. | DRG.NO. | SCALE | DRAWN BY | CHECKED BY |
|---|---|---|---|---|
| | | 1:100 | | |

INWARD NO. : TEMP/3704/2018
KEY NO. : IA/BMA/EPC/AAAAB... Pimpalgaon Bahula/TP 2005/2018
DATE : 21-05-2019 SHEET NO. 1 / 1

PRODUCED BY AN AUTODESK EDUCATIONAL PRODUCT

PRODUCED BY AN AUTODESK EDUCATIONAL PRODUCT

PRODUCED BY AN AUTODESK EDUCATIONAL PRODUCT

THIS IS A SYSTEM GENERATED DRAWING (APPROVED COPY) AS PER THE SOFT COPY SUBMITTED BY THE ARCHITECT/ LICENSE ENGINEER