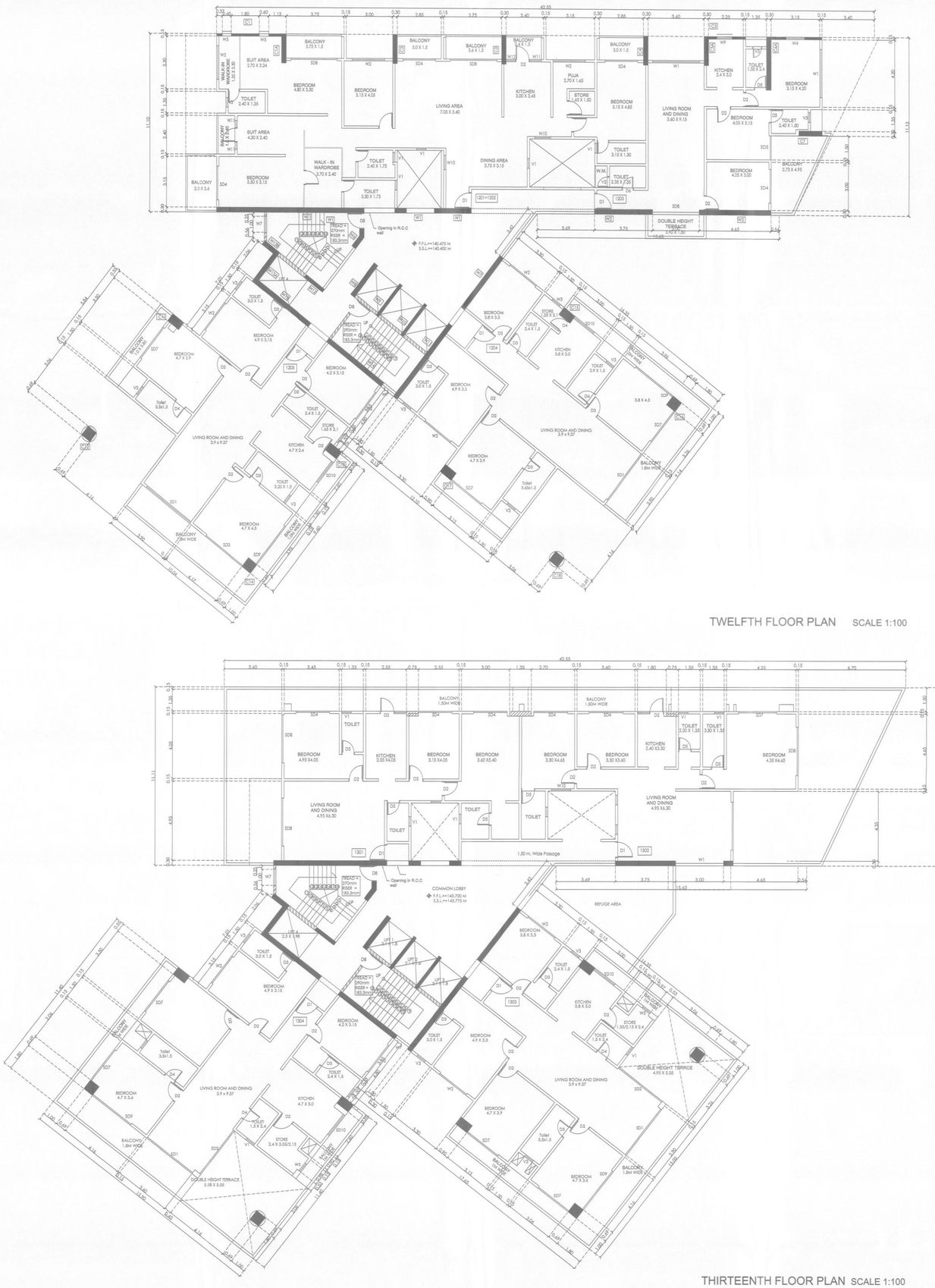

TWELFTH FLOOR PLAN SCALE 1:100

THIRTEENTH FLOOR PLAN SCALE 1:100

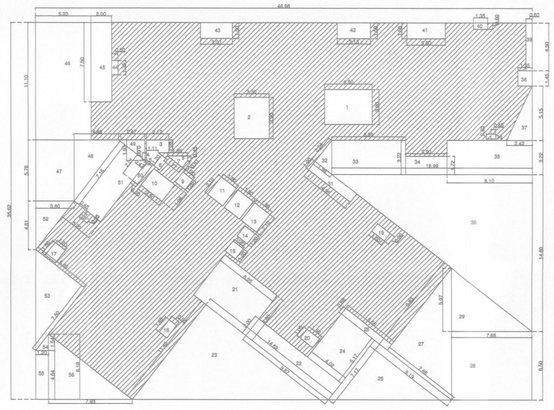

Building No	Floor No.	Flat	Carpet Area of the floor	Area Of Balcony Attached To Apartment.	Area of Double height terraces attached to Apartment.	Total Carpet Area
1	2	3	4	5	6	7
1	12th Floor	1201+1202	202.56	30.56	0	233.12
		1203	99.83	12.06	4.86	114.32
		1204	143.5	27.35	0	170.85
		1205	150.43	28.83	0	179.26
					Total	697.55

AREA DIAGRAM & CALCULATION OF 12TH FLOOR

PARTICULARS		WIDTH IN M	LENGTH IN M	TOTAL AREA IN SQ.M
BLOCK AREA NO.	A	46.98	35.62	1673.4276
	1	4.5	3.3	14.85
	2	3.3	3.9	12.87
	3	2.12	1.2	2.544
	4	1.11*0.5	0.66	0.3663
	5	0.47*0.5	1.2	0.282
	6	1.2	1.09	1.308
	7	1.77*0.5	0.81	0.71685
	8	1.89*0.5	0.45	0.42525
	9	1.2	1.2	1.44
	10	1.98	2.5	4.95
	11	1.8	2.1	3.78
	12	1.8	2.1	3.78
	13	1.8	2.1	3.78
	14	1.2	1.2	1.44
	15	1.2	1.2	1.44
	16	0.35	0.45	0.1575
	17	1.2	1.5	1.8
	18	0.9	1.48	1.332
	19	1.5	0.9	1.35
	20	1.05	1.5	1.575
	21	4.8	6.25	30
	22	9.87	2	19.74
	23	11.4*0.5	14.62	83.334
	24	5.17	4.02	20.7834
	25	0.68	5.55	3.774
	26	7.17*0.5	9.19	32.94615
	27	9.83*0.5	7.66	37.6489
	28	7.65	6.5	49.725
	29	7.65*0.5	5.97	22.88525
	30	14.8*0.5	18.99	140.526
	31	4.95	1	4.95
	32	2.54*0.5	1.98	2.5146
	33	6.99	3.22	22.5078
	34	3.9	1.73	6.708
	35	8.1	3.22	26.082
	36	0.45	0.45	0.2025
	37	2.42*0.5	5.15	6.2315
	38	1.35	1.45	1.9575
	39	4.5	0.6	2.7
	40	1.3	0.6	0.78
	41	1.5	3.6	5.4
	42	3.15	1.5	4.725
	43	3	1.5	4.5
	44	1.35	0.6	0.81
	45	2	7.5	15
	46	5.23	11.1	58.053
	47	5.76	3.6	20.736
	48	4.68*0.5	5.76	12.9312
	49	2.47*0.5	1.93	2.38355
	50	0.6	2.21	1.326
	51	3.2	7.16	22.912
	52	3.6*0.5	4.61	8.298
	53	5.85*0.5	7.5	21.9375
	54	1.54*0.5	1.2	0.924
	55	1.2	4.6	5.52
	56	7.93*0.5	6.18	24.5037
	TOTAL			786.09345
	BLOCK AREA (A)	DEDUCTION AREA B		TOTAL BUP AREA (A-B)
	1673.42	786.0934		887.3341

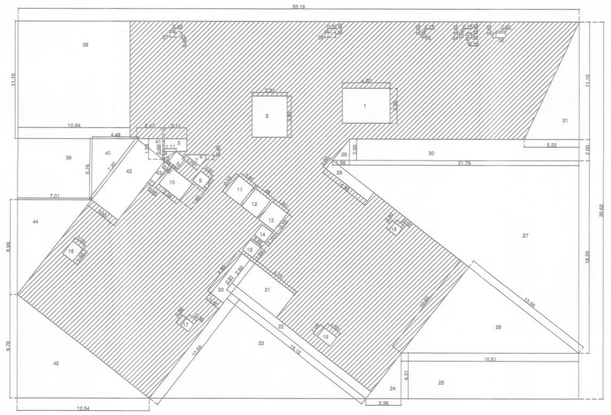

Building No	Floor No.	Flat	Carpet Area of the floor	Area Of Balcony Attached To Apartment.	Area of Double height terraces attached to Apartment.	Total Carpet Area
1	2	3	4	5	6	7
1	13th Floor	1301	112.73	23.159	33.44	152.61
		1302	114.31	28.945	53.53	170.02
		1303	147.207	29.21	25.17	189.00
		1304	151.04	29.21	30.01	180.25
					Total	691.88

AREA DIAGRAM & CALCULATION OF 13TH FLOOR

PARTICULARS		WIDTH IN M	LENGTH IN M	TOTAL AREA IN SQ.M
BLOCK AREA NO.	A	53.19	35.62	1894.6278
	1	4.5	3.3	14.85
	2	3.3	3.9	12.87
	3	2.12	1.2	2.544
	4	1.11*0.5	0.66	0.3663
	5	0.47*0.5	1.2	0.282
	6	1.2	1.09	1.308
	7	1.77*0.5	0.81	0.71685
	8	1.89*0.5	0.45	0.42525
	9	1.2	1.2	1.44
	10	1.98	2.5	4.95
	11	1.8	2.1	3.78
	12	1.8	2.1	3.78
	13	1.8	2.1	3.78
	14	1.2	1.2	1.44
	15	1.2	1.2	1.44
	16	1.2	1.5	1.8
	17	0.9	0.9	0.81
	18	0.9	0.9	0.81
	19	1.05	1.5	1.575
	20	4.8	1.5	7.2
	21	4.75	2.8	13.3
	22	0.81	16.15	13.0815
	23	12.59*0.5	16.15	101.6642
	24	4.13*0.5	3.36	7.2408
	25	16.18	4.31	72.4511
	26	13.26*0.5	10.34	68.5542
	27	23.35*0.5	18.2	212.485
	28	4.95	1	4.95
	29	2*0.5	1.56	1.56
	30	2	21.79	43.58
	31	5.22*0.5	11.1	28.971
	32	0.9	0.45	0.405
	33	0.45	0.15	0.0675
	34	0.15	0.45	0.0675
	35	0.15	0.45	0.0675
	36	0.3	0.45	0.135
	37	0.45	0.45	0.2025
	38	10.64	11.1	118.104
	39	5.76	7.01	40.3776
	40	4.49*0.5	5.76	12.9312
	41	2.47*0.5	1.93	2.38355
	42	7.3	3.2	23.36
	43	0.6	2.21	1.326
	44	8.99*0.5	7.01	31.50995
	45	9.78*0.5	12.54	61.3206
	TOTAL			926.26315
	BLOCK AREA (A)	DEDUCTION AREA B		TOTAL BUP AREA (A-B)
	1894.62	923.2631		968.3646

REFUGE AREA (39M)			
HEIGHT	OCCUPANT LOAD OF 2 CONSECUTIVE FLOORS	REFUGE AREA REQD.(0.3 SQM/PERSON)	REFUGE AREA PROPOSED
13TH FLOOR (39 M)	89	39.3	43.5

REFUGE AREA = OCCUPANTS OF TWO CONSECUTIVE FLOORS

12TH FLOOR =
Carpet Area = 591.14
Occupant Load = 591.14/12.5 = 47.29= 47
0.3 per person to accommodate =
47 x 0.3 = 14.1

13TH FLOOR =
Carpet Area = 525.28
Occupant Load = 525.28/12.5 = 42.02 = 42
0.3 per person to accommodate =
42 x 0.3 = 12.6

14TH FLOOR =
Carpet Area = 524.16
Occupant Load = 524.16/12.5 = 41.9= 42
0.3 per person to accommodate =
42 x 0.3 = 12.6

REFUGE AREA =
14.1+12.6+12.6 =39.3

APPROVAL STAMP 06/09

APPROVED
As per the occupaining occupancy certificate
No. Nashik/ BU/(3341)
Date : 27/06/2024
Executive Engineer
TOWN PLANING
Nashik Municipal Corporation
Nashik

Previously Building permission approval no. A1/18/2021
Dt. 31/05/2021
Previously Building permission approval no. A1/69/2019
Dt. 21/08/2019

COMPLETION PLAN OF RESERVATION FOR "ART GALLERY AND MUSEUM" (OLD SITE .NO 343) (NEW SITE NO.227) ALONG WITH RESIDENTIAL UNDER ACCOMMODATION OF RESERVATION RULE IN S.NO. 648/B/2(P), ON FINAL PLOT 311 (P),T.P. SCHEME NO. 2 AT- NASHIK SHIWAR, TAL. & DIST. NASHIK

FOR : VIRAJ ESTATE PVT.LTD. "NIRVAAN RESIDENCY"

CERTIFICATE OF AREA

CERTIFIED THAT THE PLOT UNDER REFERENCE WAS SURVEYED BY ME ON 01/ 01/ 2017 & DIMENSION OF ALL SIDES ETC. OF THE PLOT STATED ON PLAN ARE MEASURED ON SITE AND AREA SO WORK OUT TALLES WITH AREA STATED IN DOCUMENT OF OWNERSHIP / T.P. SCHEME RECORDS DEPARTMENT/ CITY SURVEY RECORDS.

AR. AJAY SONAR

Owner's Declaration -

I/We undersigned hereby confirm that I/We would abide by plans sanctioned by Nashik Munciple Corporation. I/We would execute the structure as per sanctioned plans.
Also I/We would execute the work under supervision of proper technical person so as to ensure the quality and safety at the work site.

VIRAJ ESTATE PVT. LTD.
Owners Name and Signature

Architect/ Licensed Engineer/ Supervisor Name & Signature

AR. AJAY SONAR
Ar. Ajay Sonar
CA/2011/53287

A FOR ARCHITECTURE
Ar. Ajay Sonar
COA Reg: CA/2011/53287
Phone : +91 253 2513414
Mail : info@aforarchitecture.co.in
Address : 1, Ground Floor, Brooke Heaven, beside Kavya Siddhi Ganpati Mandir, Mahalaxmi Nagar, Off.Hirawadi Road, Panchavati, Nashik - 422003

a for architecture

JOB NO.:	DEALT BY:
17080 Vitna	Yash Sethi
DATE:	CHECKED BY:
	Ajay Sonar