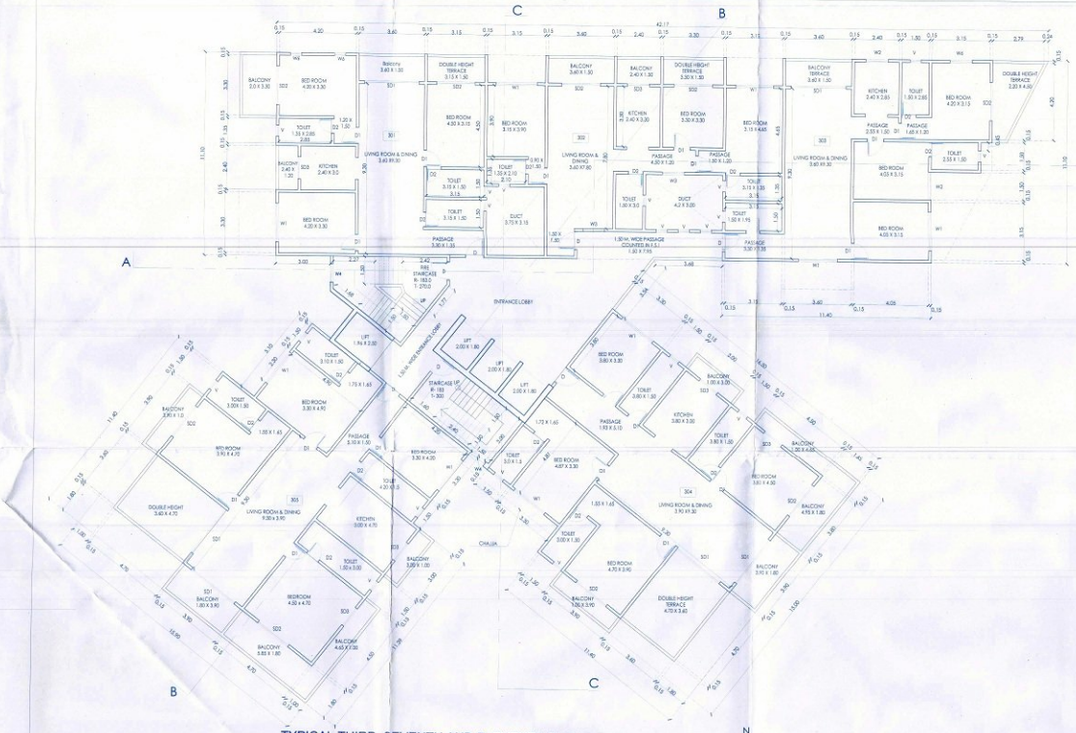

TYPICAL THIRD, SEVENTH AND ELEVENTH FLOOR PLAN SCALE 1:100

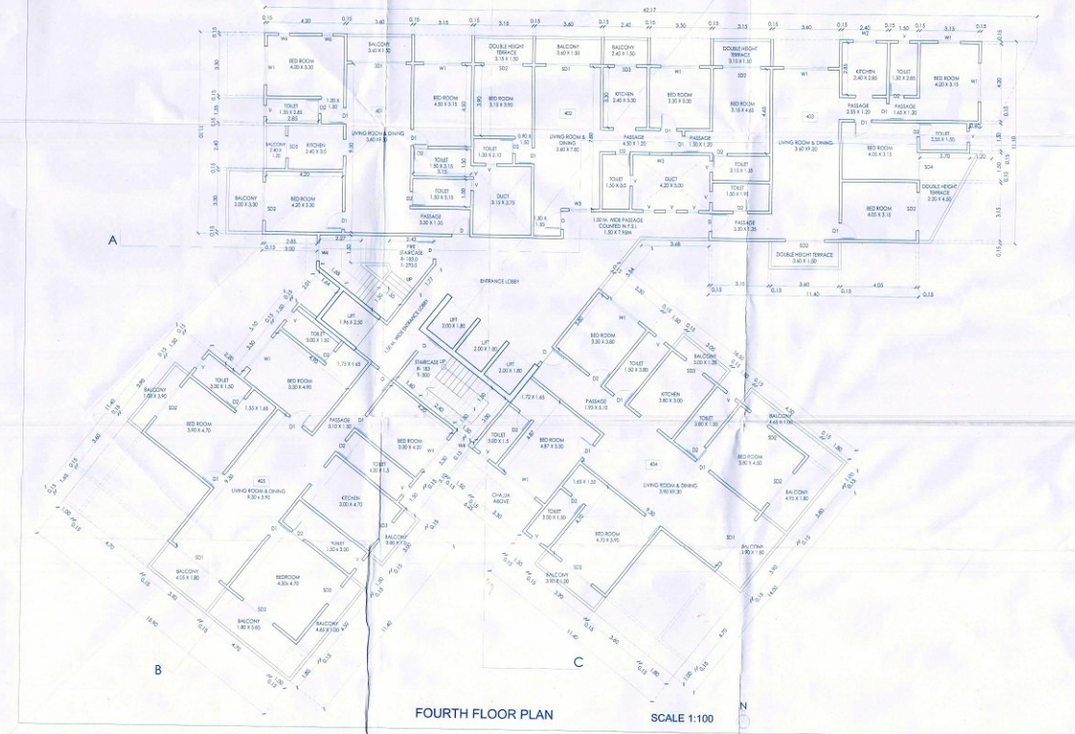

FOURTH FLOOR PLAN SCALE 1:100

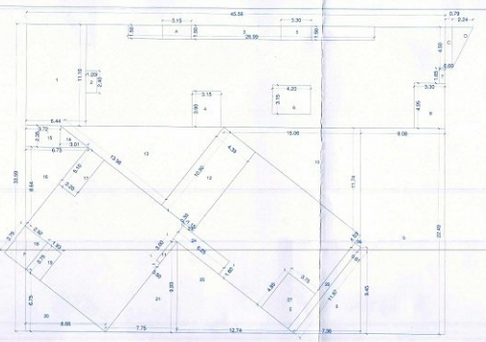

AREA DIAGRAM & CALCULATION OF TYPICAL 3RD,7TH AND 11TH FLOOR. SCALE 1:200

PARTICULARS		WIDTH IN M	LENGTH IN M	TOTAL AREA IN SQ.M
BLOCK AREA	A	45.58	33.59	1531.03
NO.	1	6.4400	11.10	71.48
	2	1.20	2.40	2.88
	3	26.99	1.50	40.49
	4	3.15	3.90	12.29
	5	0.5*7.36	9.45	34.78
	6	4.20	3.15	13.23
	7	1.65	0.60	0.99
	8	3.3000	4.95	16.34
	9	9.0800	22.49	204.21
	10	0.5*11.74	19.06	88.40
	11	0.50	3.00	1.50
	12	4.09	10.90	47.85
	13	0.5*10.90	13.96	76.19
	14	0.5*3.01	2.35	3.54
	15	3.72	2.35	8.74
	16	0.5*6.73	8.64	29.07
	17	2.20	5.10	11.22
	18	0.5*2.92	3.75	5.48
	19	3.75	1.93	7.24
	20	0.5*9.75	8.06	39.23
	21	0.5*7.75	9.93	38.48
	22	0.81	11.97	9.70
	23	0.3	1.15	0.34
	24	6.25	1.80	11.25
	25	0.5*9.93	12.74	63.25
	26	1.03	0.81	0.83
	27	4.85	3.75	18.19
	TOTAL			847.179
	BLOCK AREA (A)	DEDUCTION AREA (B)		TOTAL BUP AREA (A-B)
	1531.03	847.18		683.86

DOUBLE HEIGHT TERRACE AREA DIAGRAM & CALCULATION OF TYPICAL 3RD,7TH AND 11TH FLOOR. SCALE 1:200

PARTICULARS	WIDTH IN M	LENGTH IN M	TOTAL AREA IN SQ.M
A	3.1500	1.5000	4.725
B	3.3000	1.50	4.950
C	0.7960	4.5000	3.555
D	0.5*2.24	4.50	5.040
E	4.85	3.7500	18.188
F	4.85	3.7500	18.188
TOTAL			54.645

BALCONY AREA DIAGRAM & CALCULATION OF TYPICAL 3RD,7TH AND 11TH FLOOR. SCALE 1:200

PARTICULARS		WIDTH IN M	LENGTH IN M	TOTAL AREA IN SQ.M
	1	1.2000	2.40	2.880
	2	3.6000	1.50	5.400
	3	6.1500	1.50	9.225
	4	3.60	1.50	5.400
	5	3.30	1.00	3.300
	6	4.80	1.00	4.800
	7	9.15	1.80	16.470
	8	1.00	4.20	4.200
	9	1.00	3.30	3.300
	10	1.00	4.80	4.800
	11	1.00	4.80	4.800
	12	10.05	1.80	18.090
	13	4.20	1.00	4.200
	14	3.60	2.00	7.200
	TOTAL			89.265

CARPET AREA STATEMENT

Building No.	Floor No.	Unit / Flat no.	Carpet Area in sq.m	Total Carpet Area of all Flat/Unit in sq.m	Total Carpet Area of all Floors in sq.m
1	(A)	(B)	(C)	(D)	(E)
	3rd,7th,11th FLOOR	301, 701, 1101	103.67	311.01	
		302, 702, 1102	97.52	292.56	
		303, 703, 1103	102.62	307.86	1833.36
		304, 704, 1104	149.64	448.92	
		305, 705, 1105	157.67	473.01	

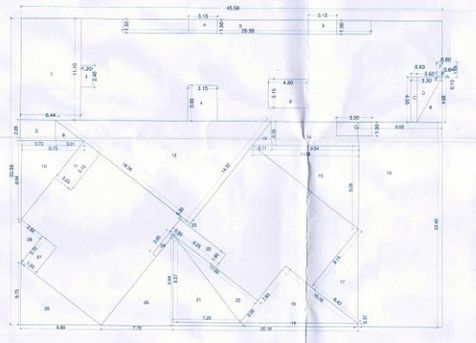

AREA DIAGRAM & CALCULATION OF 4TH AND 8TH FLOOR. SCALE 1:200

PARTICULARS		WIDTH IN M	LENGTH IN M	TOTAL AREA IN SQ.M
BLOCK AREA	A	45.5800	33.59	1531.03
NO.	1	6.4400	11.10	71.48
	2	1.20	2.40	2.88
	3	26.99	1.50	40.49
	4	3.15	3.90	12.29
	5	3.72	2.35	8.74
	6	4.20	3.15	13.23
	7	1.65	0.60	0.99
	8	5.30	4.95	16.34
	9	0.5*3.02	2.35	3.55
	10	0.5*6.73	8.64	29.07
	11	2.2	5.10	11.22
	12	0.5*19.40	14.32	131.74
	13	0.5*2.11	2.70	2.85
	14	9.54	2.70	25.76
	15	0.5*11.65	9.09	52.95
	16	9.09	22.49	202.40
	17	0.5*8.13	6.43	26.20
	18	0.5*10.19	7.93	40.36
	19	0.27	20.16	7.45
	20	0.5*3.1	11.60	17.98
	21	0.5*7.25	9.57	34.69
	22	1.80	6.25	11.25
	23	0.30	1.15	0.34
	24	0.50	3.00	1.50
	25	0.5*7.75	9.94	38.52
	26	0.5*8.70	6.76	29.43
	27	1.93	3.75	7.24
	28	0.5*2.92	3.75	5.48
	TOTAL			846.41
	BLOCK AREA (A)	DEDUCTION AREA (B)		TOTAL BUP AREA (A-B)
	1531.03	846.41		684.62

DOUBLE HEIGHT TERRACE AREA DIAGRAM & CALCULATION OF 4TH FLOOR. SCALE 1:200

PARTICULARS	WIDTH IN M	LENGTH IN M	TOTAL AREA IN SQ.M
A	3.1500	1.5000	4.725
B	3.1500	1.5000	4.725
C	0.6300	4.9900	3.119
D	0.5*2.62	4.95	6.485
E	0.56	0.1500	0.084
F	0.5*0.06	0.1500	0.005
G	3.90	1.5000	5.850
TOTAL			24.993

BALCONY AREA DIAGRAM & CALCULATION OF TYPICAL 4TH ,8TH AND 12TH FLOOR. SCALE 1:200

PARTICULARS		WIDTH IN M	LENGTH IN M	TOTAL AREA IN SQ.M
	1	1.2000	2.4000	2.880
	2	3.750	1.5000	5.625
	3	6.300	1.5000	9.450
	4	1.80	3.300	3.300
	5	1.00	6.6000	6.600
	6	1.80	8.1500	14.670
	7	1.00	4.200	4.200
	8	1.00	3.300	3.300
	9	1.00	4.8000	4.800
	10	1.80	10.050	18.090
	11	1.00	4.200	4.200
	12	2.00	3.6000	7.200
	TOTAL			84.315

CARPET AREA STATEMENT

Building No.	Floor No.	Unit / Flat no.	Carpet Area in sq.m	Total Carpet Area of all Flat/Unit in sq.m	Total Carpet Area of all Floors in sq.m
1	(A)	(B)	(C)	(D)	(E)
	4th FLOOR	401	103.67		
		402	97.52		
		403	102.62	611.12	611.12
		404	149.64		
		405	157.67		

Regd No: SE121
Nashik Mahanagar Palika

APPROVAL STAMP 04/08

APPROVED
The Plans amended in.....
As per the conditions Mentioned in the accompaning commencement Certificate No. dated 21/08/2020
A1/BP/06/2020
EXECUTIVE Engineer TOWN PLANNING Nashik Municipal Corporation Nashik

Previously Building permission approval no. A1/69/2019 Dt. 21/08/2019
REVISED PROPOSED DEVELOPMENT OF RESERVATION FOR "ART GALLERY AND MUSEUM" (OLD SITE .NO 343) (NEW SITE NO.227) ALONG WITH RESIDENTIAL UNDER ACCOMMODATION OF RESERVATION RULE IN S.NO. 648/B/2(P), ON FINAL PLOT 311 (P),T.P. SCHEME NO. 2 AT- NASHIK SHIWAR, TAL. & DIST. NASHIK

FOR : VIRAJ ESTATE PVT.LTD. "NIRVAAN RESIDENCY"

CERTIFICATE OF AREA

CERTIFIED THAT THE PLOT UNDER REFERENCE WAS SURVEYED BY ME ON 01/01/2017 & DIMENSION OF ALL SIDES ETC. OF THE PLOT STATED ON PLAN ARE MEASURED ON SITE AND AREA SO WORK OUT TALLES WITH AREA STATED IN DOCUMENT OF OWNERSHIP / T.P. SCHEME RECORDS DEPARTMENT/ CITY SURVEY RECORDS.

AR. AJAY SONAR

Owner's Declaration -

I/We undersigned hereby confirm that I/We would abide by plans sanctioned by Nashik Municipal Corporation. I/We would execute the structure as per sanctioned plans. Also I/We would execute the work under supervision of proper technical person so as to ensure the quality and safety at the work site.

VIRAJ ESTATE PVT. LTD.
Owners Name and Signature

Architect/ Licensed Engineer/ Supervisor Name & Signature

AR. AJAY SONAR

A FOR ARCHITECTURE
Ar. Ajay Sonar
COA Regi. CA/2001/53287
Phone +91 253 2512414
Mail info@aforarchitecture.co.in
Address 1, Ground Floor, Brooke Heaven, beside Kavya Siddhi Ganpati Mandir, Mahalaxmi Nagar, Off.Wadewadi Road, Panchavati, Nashik - 422003

a for architecture

JOB NO.:	DEALT BY:
17000 VRno	Prasad
DATE:	CHECKED BY:
28.12.2019	Ajay