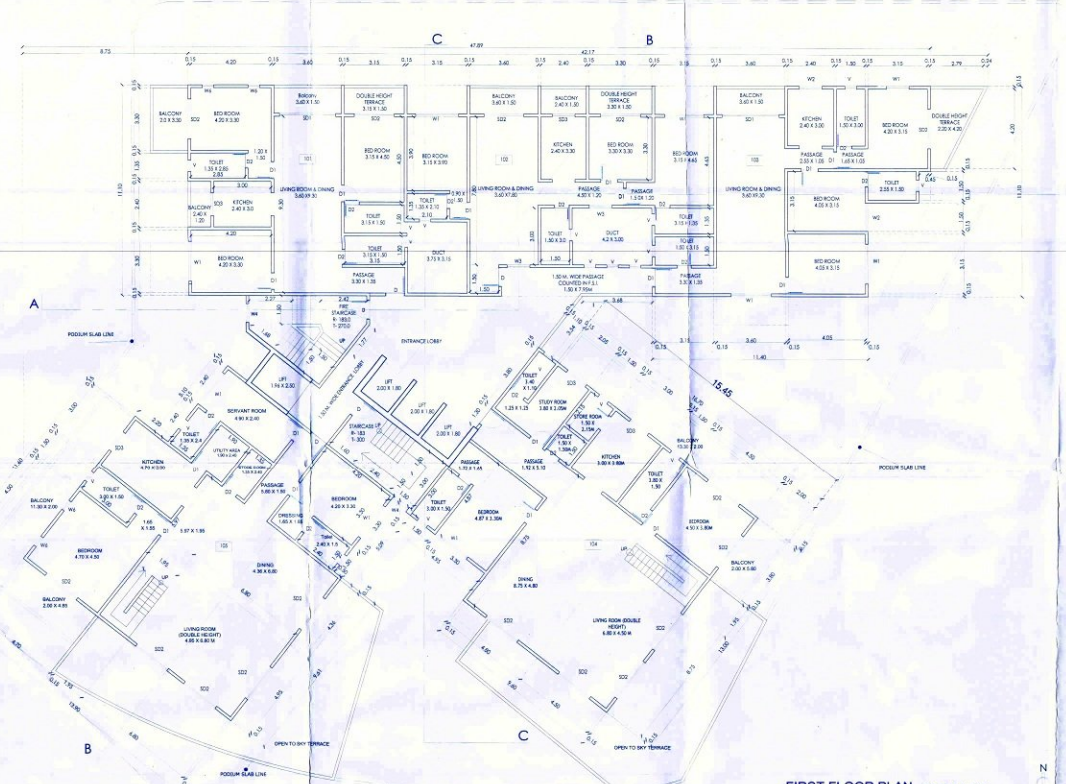

FIRST FLOOR PLAN SCALE 1:100

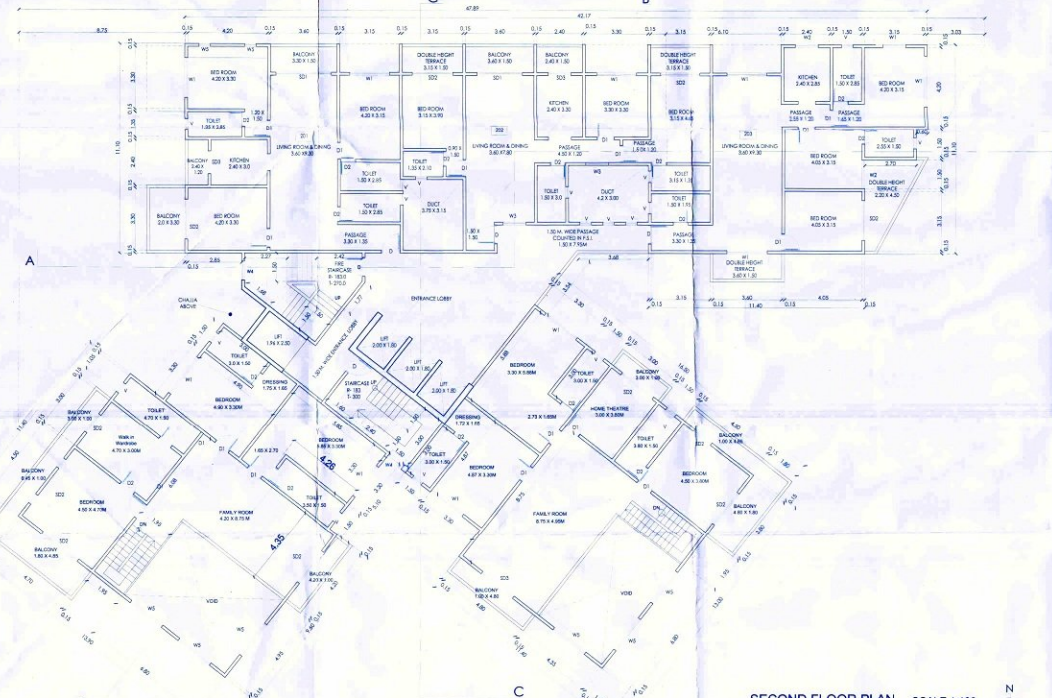

SECOND FLOOR PLAN SCALE 1:100

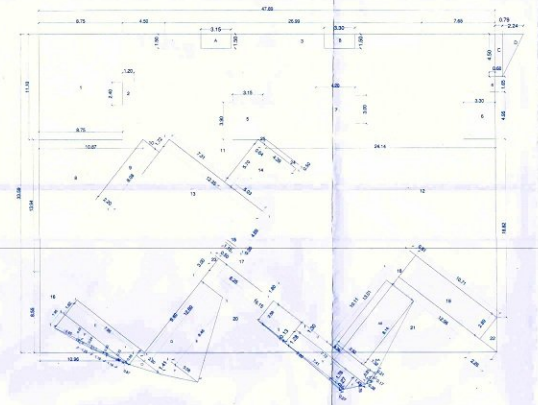

BALCONY AREA DIAGRAM & CALCULATION OF 1ST FLOOR. SCALE 1:200

PARTICULARS	WIDTH IN M	LENGTH IN M	TOTAL AREA IN SQ.M
1	1.20	2.40	2.88
2	3.60	1.50	5.40
3	6.15	1.50	9.23
4	3.60	1.50	5.40
5	2.00	3.60	7.20
6	2.00	15.45	30.90
7	4.10	2.00	8.20
8	2.00	11.60	23.20
9	5.00	2.00	10.00
TOTAL			102.41

CARPET AREA STATEMENT

Building No.	Floor No.	Unit / Flat no.	Carpet Area in sq.m	Total Carpet Area of all Flat/Unit in sq.m	Total Carpet Area of all Floors in sq.m
1	(A)	(B)	(C)	(D)	(E)
	1ST FLOOR	101	104.52		
		102	97.52		
		103	102.62		896.40
		104	285.74		
		105	306.00		

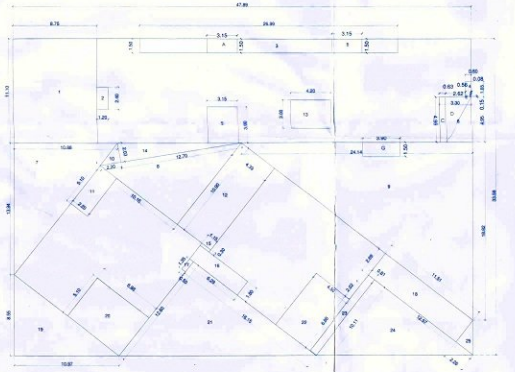

CARPET AREA STATEMENT

Building No.	Floor No.	Unit / Flat no.	Carpet Area in sq.m	Total Carpet Area of all Flat/Unit in sq.m	Total Carpet Area of all Floors in sq.m
1	(A)	(B)	(C)	(D)	(E)
	2nd FLOOR	201	103.67		
		202	97.52		303.81
		203	102.62		

AREA DIAGRAM & CALCULATION OF 1ST FLOOR. SCALE 1:200

PARTICULARS		WIDTH IN M	LENGTH IN M	TOTAL AREA IN SQ.M
BLOCK AREA NO.	A	47.89	33.59	1608.63
	1	8.75	11.10	97.13
	2	1.20	2.40	2.88
	3	26.99	1.50	40.49
	4	0.60	1.65	0.99
	5	3.15	3.90	12.29
	6	3.30	4.95	16.34
	7	4.20	3.00	12.60
	8	10.875|0.5	13.94	75.76
	9	8.08	2.20	17.78
	10	1.72|0.5	2.20	1.89
	11	5.78|0.5	7.31	20.83
	12	18.82|0.5	24.14	227.16
	13	12.35	4.69	57.92
	14	5.70	5.03	28.67
	15	0.30	1.15	0.34
	16	10.96|0.5	8.55	46.85
	17	1.80	6.25	11.25
	18	13.01	0.81	10.54
	19	2.89	10.71	30.95
	20	16.19|0.5	12.60	101.75
	21	12.96|0.5	10.11	65.51
	22	2.89|0.5	2.26	3.27
	23	3.90	0.80	1.56
	24	0.80	4.39	3.20
	25	0.5|0.50	0.64	0.16
TOTAL				887.033

BLOCK AREA (A)	DEDUCTION AREA (B)	TOTAL BUP AREA (A-B)
1608.63	887.03	721.59

DOUBLE HEIGHT TERRACE AREA DIAGRAM & CALCULATION OF 1ST FLOOR. SCALE 1:200

PARTICULARS	WIDTH IN M	LENGTH IN M	TOTAL AREA IN SQ.M
A	1.5000	3.1500	4.725
B	3.3000	1.5000	4.950
C	0.7900	4.5000	3.555
D	0.5|2.24	4.5000	5.040
E	7.96	1.5000	11.947
F	0.5|9.23	1.3800	6.350
G	0.5|2.65	0.2200	0.892
H	0.5|1.20	0.2200	0.132
I	0.5|1.20	0.2400	0.144
J	0.5|1.18	0.2400	0.142
K	0.5|1.19	0.2000	0.119
L	0.5|1.14	0.2000	0.114
M	0.5|1.14	0.1000	0.057
N	0.5|0.87	0.1000	0.044
O	0.5|0.89	2.8000	1.246
P	0.5|3.08	1.4100	2.171
Q	9.40	2.6500	24.910
R	0.5|3.08	8.3800	12.874
S	2.58	2.8000	7.224
T	0.5|0.13	2.8000	0.182
U	1.3000	9.2800	12.038
V	7.7200	1.2800	9.882
W	0.5|7.40	0.2700	0.999
X	0.5|0.27	0.2700	0.036
Y	0.5|1.78	1.4300	1.273
Z	0.5|0.59	0.3800	0.112
AA	0.5|1.15	8.1400	4.681
AB	8.14	2.9200	23.769
AC	0.5|5.17	0.8100	0.077
AD	0.21	0.9100	0.191
TOTAL			139.274

AREA DIAGRAM & CALCULATION OF 2ND FLOOR. SCALE 1:200

PARTICULARS		WIDTH IN M	LENGTH IN M	TOTAL AREA IN SQ.M
BLOCK AREA NO.	A	47.89	33.59	1608.63
	1	8.75	11.10	97.13
	2	1.20	2.40	2.88
	3	26.99	1.50	40.49
	4	0.60	1.65	0.99
	5	3.15	3.90	12.29
	6	3.30	4.95	16.34
	7	10.80|0.5	13.94	75.63
	8	10.16|0.5	10.90	55.37
	9	24.14|0.5	16.82	227.16
	10	0.5|2.20	2.03	2.45
	11	5.10	2.20	11.22
	12	10.90	4.39	47.85
	13	4.20	3.00	12.60
	14	12.70|0.5	2.03	12.89
	15	1.15	0.30	0.34
	16	8.29	1.80	11.32
	17	0.50	1.35	0.68
	18	2.89	11.51	33.25
	19	8.56|0.5	10.97	46.90
	20	5.10	6.88	35.09
	21	16.15|0.5	12.60	101.75
	22	4.56	6.88	30.96
	23	0.81	10.11	8.19
	24	12.87|0.5	10.11	65.56
	25	2.26|0.5	2.89	3.27
TOTAL				952.571

BLOCK AREA (A)	DEDUCTION AREA (B)	TOTAL BUP AREA (A-B)
1608.63	952.571	656.054

DOUBLE HEIGHT TERRACE AREA DIAGRAM & CALCULATION OF 2NDFLOOR. SCALE 1:200

PARTICULARS	WIDTH IN M	LENGTH IN M	TOTAL AREA IN SQ.M
A	3.1500	1.5000	4.725
B	3.1500	1.5000	4.725
C	0.6300	4.9500	3.119
D	0.5|2.62	4.95	6.485
E	0.56	0.1500	0.084
F	0.5|0.08	0.1500	0.006
G	3.90	1.5000	5.850
TOTAL			24.993

BALCONY AREA DIAGRAM & CALCULATION OF 2ND FLOOR. SCALE 1:200

PARTICULARS	WIDTH IN M	LENGTH IN M	TOTAL AREA IN SQ.M
1	1.20	2.40	2.88
2	3.75	1.50	5.63
3	6.15	1.50	9.23
4	1.00	3.30	3.30
5	1.00	4.80	4.80
6	5.10	1.80	9.18
7	5.10	1.00	5.10
8	4.50	1.00	4.50
9	6.00	1.80	10.80
10	7.95	1.00	7.95
12	2.00	3.60	7.20
TOTAL			70.560

Regd. No S/4221
Nashik Mahanagar Palika

APPROVAL STAMP

03/08

APPROVED
In Plans amended in ——
to per the conditions Mentioned in
the accompanying commencement
Certificate No. dated
A2/169/06/2020 21/05/2020
Executive Engineer
TOWN PLANING
Nashik Municipal Corporation
Nashik

Previously Building permission approval no. A1/69/2019
Dt. 21/08/2019
REVISED PROPOSED DEVELOPMENT OF RESERVATION FOR "ART GALLERY AND MUSEUM" (OLD SITE .NO 343) (NEW SITE NO.227) ALONG WITH RESIDENTIAL UNDER ACCOMMODATION OF RESERVATION RULE IN S.NO. 648/B/2(P), ON FINAL PLOT 311 (P),T.P. SCHEME NO. 2 AT- NASHIK SHIWAR., TAL. & DIST. NASHIK

FOR : VIRAJ ESTATE PVT.LTD. "NIRVAAN RESIDENCY"

CERTIFICATE OF AREA

CERTIFIED THAT THE PLOT UNDER REFERENCE WAS SURVEYED BY ME ON 01/ 01/ 2017 & DIMENSION OF ALL SIDES ETC. OF THE PLOT STATED ON PLAN ARE MEASURED ON SITE AND AREA SO WORK OUT TALLES WITH AREA STATED IN DOCUMENT OF OWNERSHIP / T.P. SCHEME RECORDS DEPARTMENT/ CITY SURVEY RECORDS.

AR. AJAY SONAR

Owner's Declaration -

I/We undersigned hereby confirm that I/We would abide by plans sanctioned by Nashik Municipal Corporation. I/We would execute the structure as per sanctioned plans. Also I/We would execute the work under supervision of proper technical person so as to ensure the quality and safety at the work site.

VIRAJ ESTATE PVT. LTD.
Owners Name and Signature

Architect/ Licensed Engineer/ Supervisor Name & Signature

AR. AJAY SONAR

a for architecture

A FOR ARCHITECTURE
Ar. Ajay Sonar
COA Reg: CA/2011/53287
Phone +91 253 25 34 14
Mail info@aforarchitecture.co.in
Address 11, Ground Floor, Bhaskar Heaven, Beside Kalyan Siddhi Ganpati Mandir, Mahadevnagar, Off Hirawadi Road, Panchavati, Nashik - 422003

JOB NO:	DRAFT BY:
17080 Vilno	Prasad
DATE:	CHECKED BY:
23.12.2019	Ajay