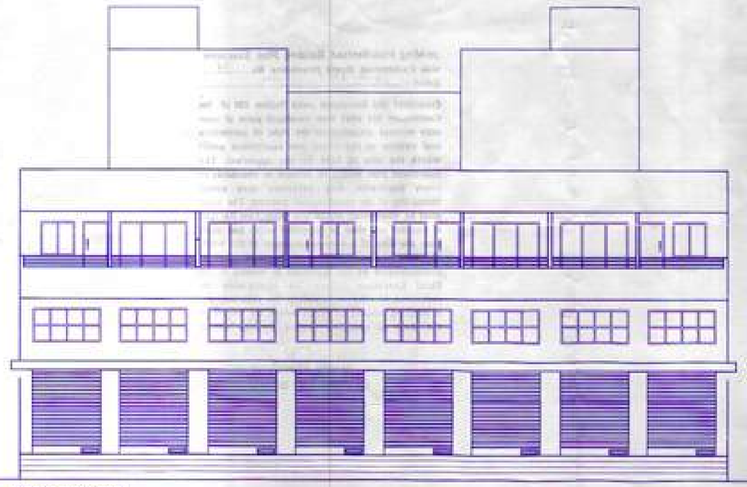

FRONT ELEVATION
SCALE :- 1:100

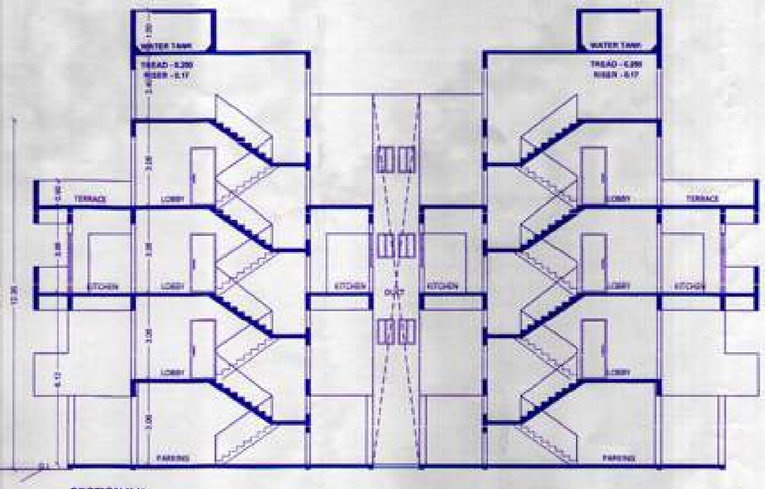

SECTION X-X
SCALE :- 1:100

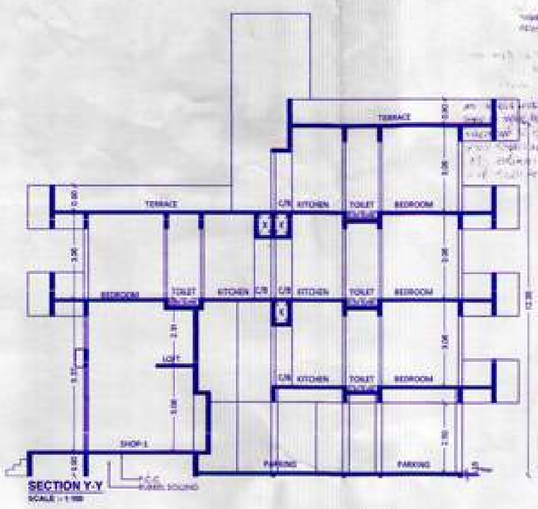

SECTION Y-Y
SCALE :- 1:100

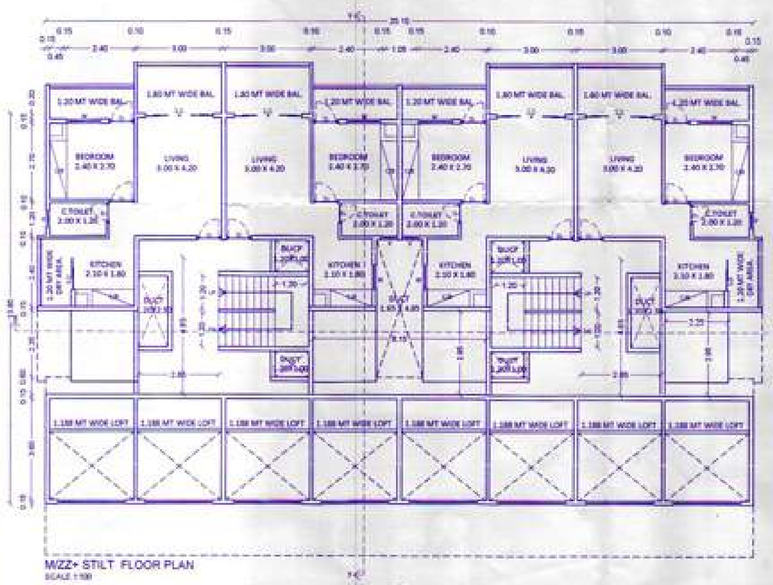

MZZ+ STILT FLOOR PLAN
SCALE 1:100

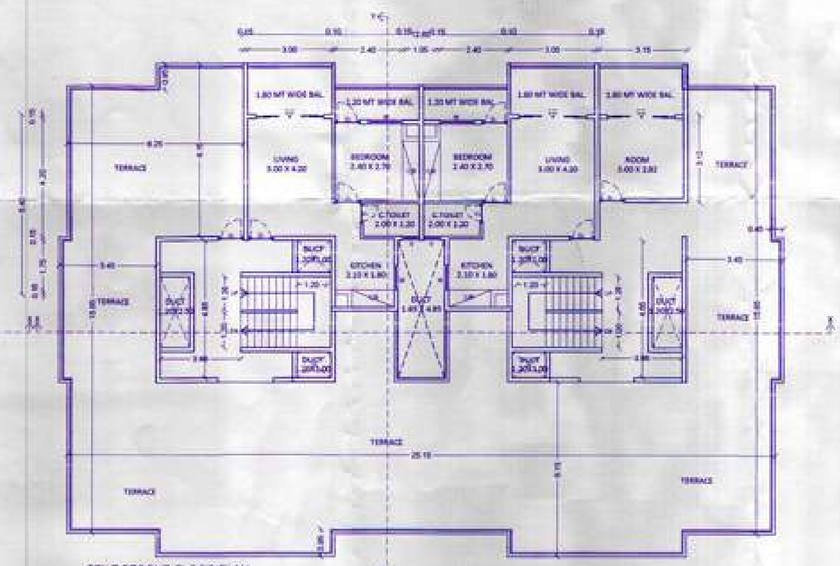

STILT SECOND FLOOR PLAN
SCALE 1:100

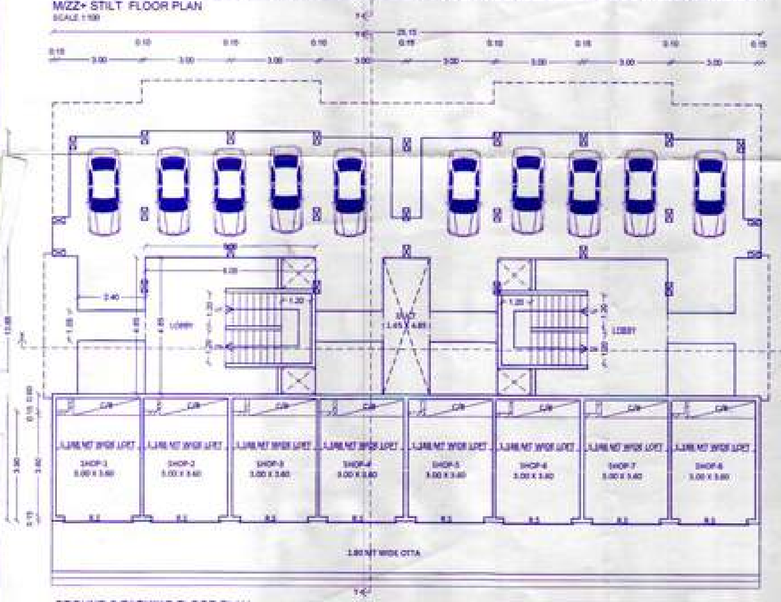

GROUND & PARKING FLOOR PLAN
SCALE 1:100

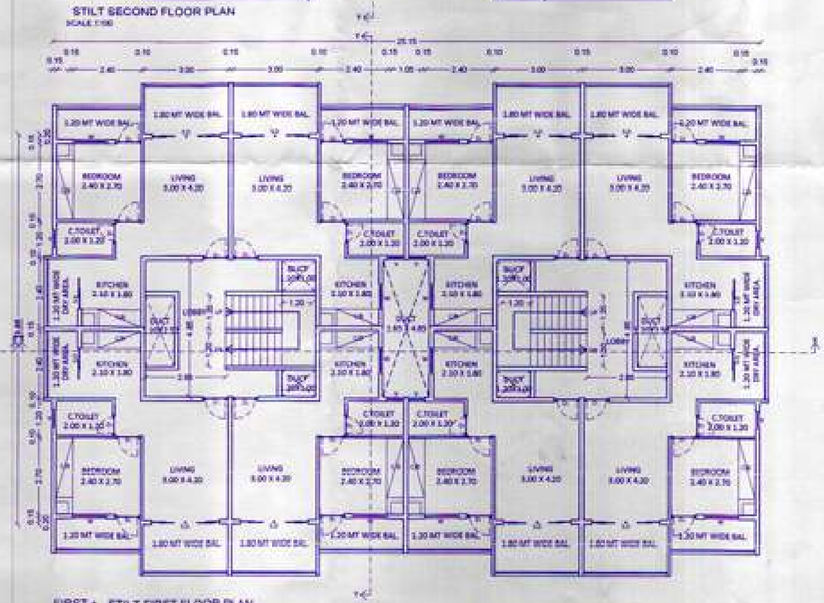

FIRST + STILT FIRST FLOOR PLAN
SCALE 1:100

AREA DIAGRAM
GROUND FLOOR FLOOR PLAN (COMMERCIAL)



AREA OF BLOCK A = 25.15X 3.90 = 98.08

TOTAL AREA OF GROUND FLOOR = 98.08 Sqmt.

AREA DIAGRAM
STILT , STILT SECOND FLOOR PLAN

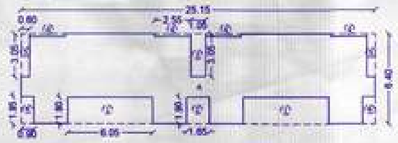

AREA OF BLOCK A = 25.15 X8.40 =160.96
DEDUCTION
1) 6.05 X 1.90 X 2 = 22.99
2) 1.65 X 1.90 X 1 = 3.135
3) 1.05 X 3.05 X 1 = 3.20
4) 2.55 X 0.20 X 4 = 2.04
5) 0.60 X 3.05 X 2 = 3.66
6) 0.90 X 1.95 X 2 = 3.51
TOTAL AREA OF BLOCK A = 160.96-38.535
TOTAL AREA OF GROUND FLOOR = 122.425 Sqmt.

AREA DIAGRAM
FIRST ,STILT FIRST SECOND FLOOR PLAN

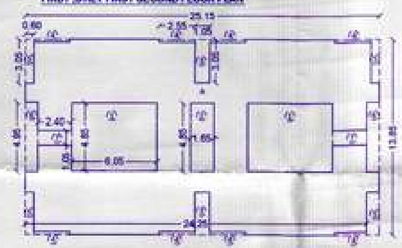

AREA OF BLOCK A = 25.15 X13.85 =348.33
DEDUCTION
1) 6.05 X 4.85 X 2 = 58.685
2) 1.65 X 4.85 X 1 = 8.00
3) 1.05 X 3.05 X 2 = 6.405
4) 2.55 X 0.20 X 8 = 4.08
5) 0.60 X 3.05 X 4 = 7.32
6) 0.90 X 4.95 X 2 = 8.91
7) 2.40 X 1.05 X 2 = 5.04
TOTAL AREA OF BLOCK A = 348.33-98.44
TOTAL AREA OF GROUND FLOOR = 249.89 Sqmt.

AREA DIAGRAM
STILT , STILT SECOND FLOOR PLAN



AREA OF BLOCK A = 12.65 X 6.40 =80.96
DEDUCTION
1) 3.10 X 1.90 X 2 = 11.78
2) 1.65 X 1.90 X 1 = 3.135
3) 1.05 X 3.05 X 1 = 3.20
4) 2.55 X 0.20 X 2 = 1.02
TOTAL AREA OF BLOCK A = 80.96-19.135
= 61.825 Sqmt.
TOTAL AREA OF B 3.15X3.12= 9.82
61.825+9.82 = 71.645
TOTAL AREA OF STILT SECOND FLOOR = 71.645 Sqmt.

TOTAL AREA OF GROUND FLOOR
COMMERCIAL = 98.08 Sqmt.
TOTAL AREA OF STILT = 122.425 Sqmt.
TOTAL AREA OF FIRST& STILT FIRST = 249.89 Sqmt.
TOTAL AREA OF STILT SECOND = 71.645 Sqmt.

TOTAL BUILT-UP AREA OF = 542.04 Sqmt.

SHEET 1/3

AREA STATEMENT

TOTAL BUILT-UP AREA = 542.04 Sqmt.

SCHEDULE OF OPENINGS :

TYPE	SIZE	DESCRIPTION
R.S	2.40 X 3.00	ROLLING SETTER
S.D	2.40 X 2.40	SLIDING DOOR
D1	0.90 x 2.40	T.W. Paneled Door
D2	0.75 x 2.40	T.W. Paneled Door
W	1.20 X 1.20	M.S Window
V	0.60 X 0.90	M.S Ventilator

PROPOSED COMMERCIAL & RESIDENTIAL BUILDING PLAN ON REV. SY.NO. 79/2B AT VILLAGE BHAGUR TAL. & DIST. NASHIK.
FOR.
Mr. PANDURANG S.KARANJKAR
FOR GPAH
MR.TANAJI KARANJKAR

1) MR.TANAJI KARANJKAR

SIGN OF OWNER

Ar. DHARAM PAPNEJA
REG.NO :-CA/97/21992

SIGN OF ARCHITECT.

Arc.Dharam.Papneja
ARCHITECTS & INTERIOR DESIGNERS
ADITYA ARCADE SHOP NO 17,
DEVLALI CAMP, NASIK.
PH.9823283777

DRG NO	NORTH	SCALE	DATE	CAD BY	CHK BY
		AS ABOVE		AVINASH	Ar DHARAM SIR

SHEET NO -2/3

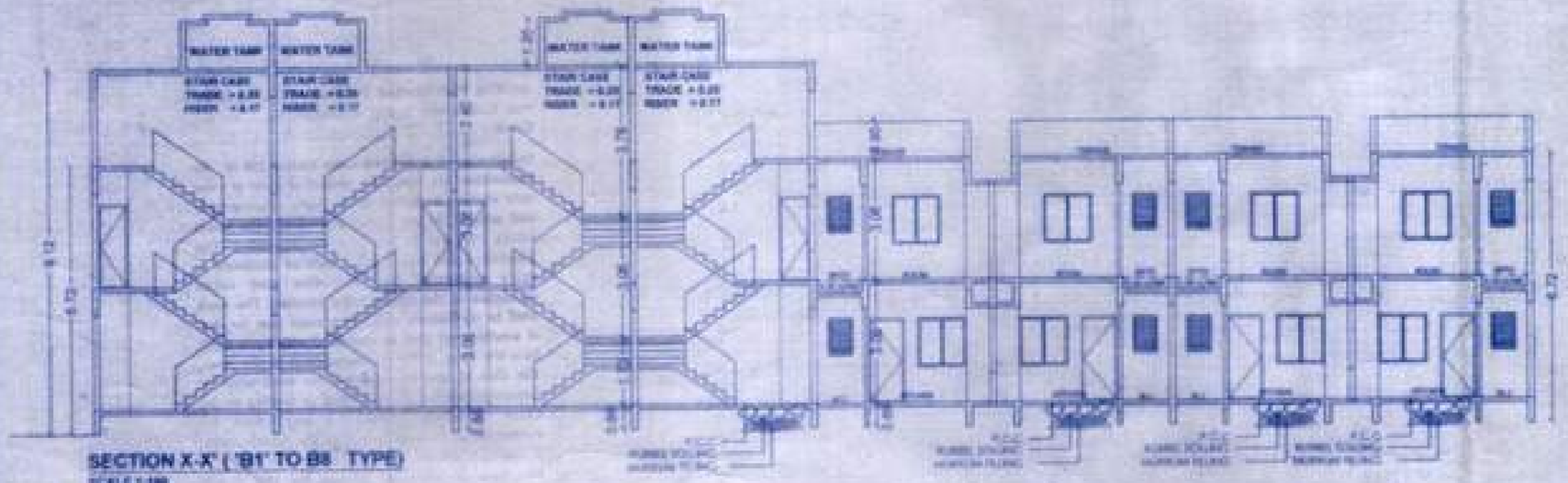

SECTION X-X' ('B1' TO B8 TYPE)
SCALE 1:100

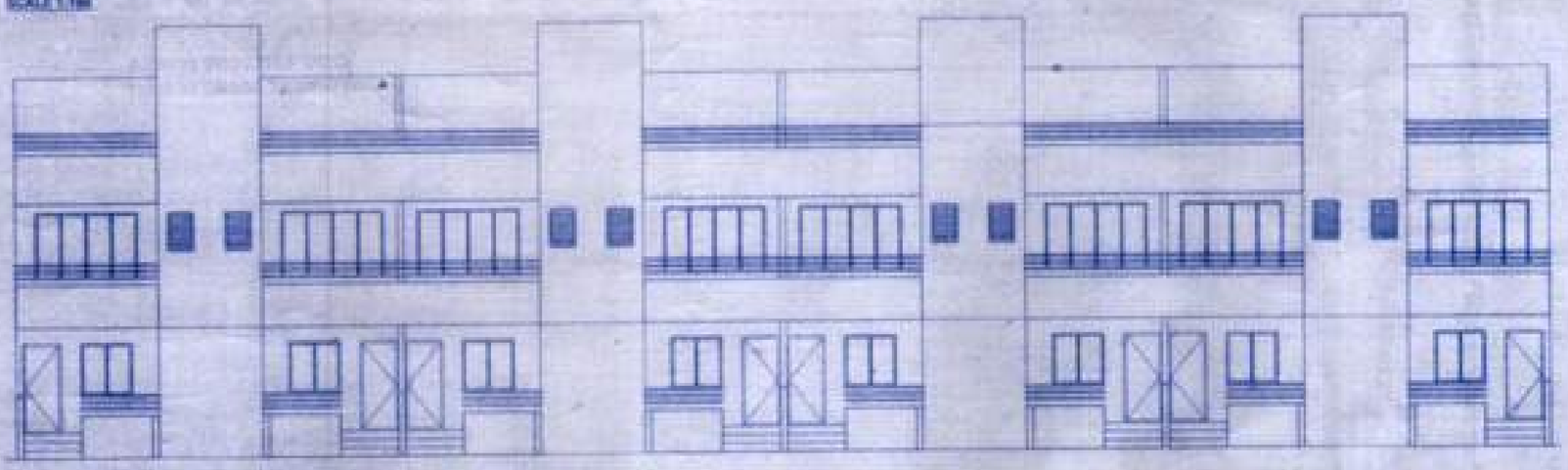

FRONT ELEVATION ('B1' TO B8 TYPE)
SCALE 1:100

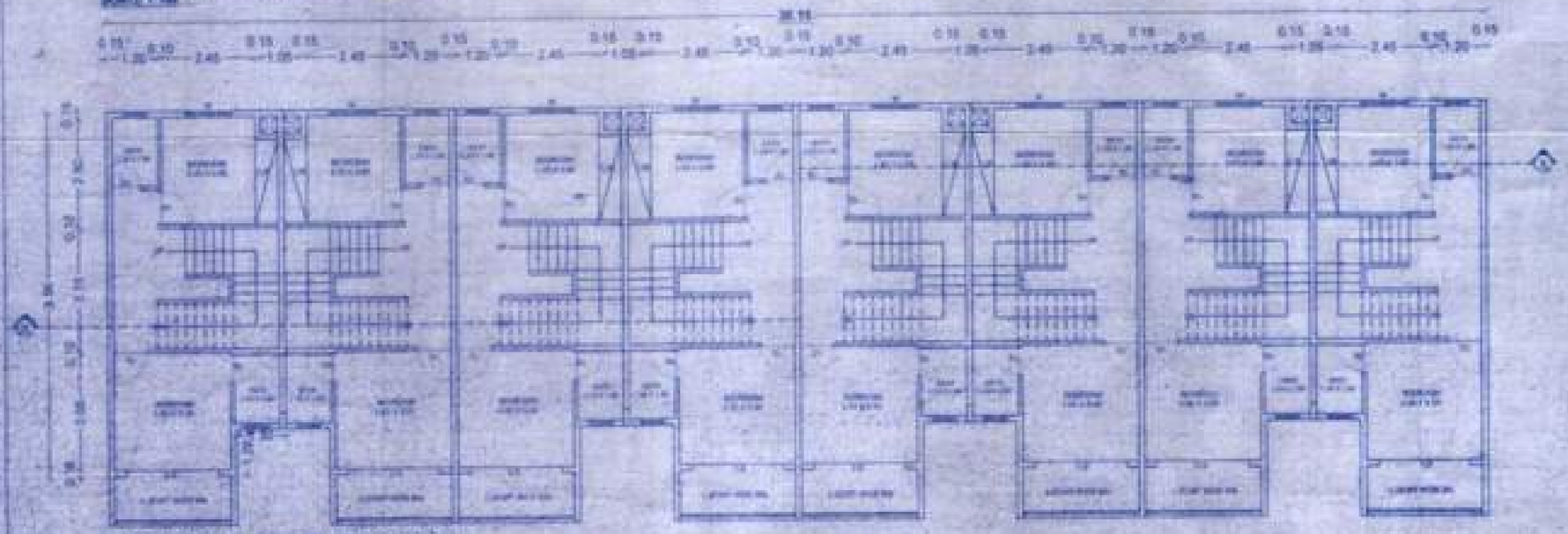

FIRST FLOOR PLAN ('B1 TO B8' TYPE)
SCALE 1:100

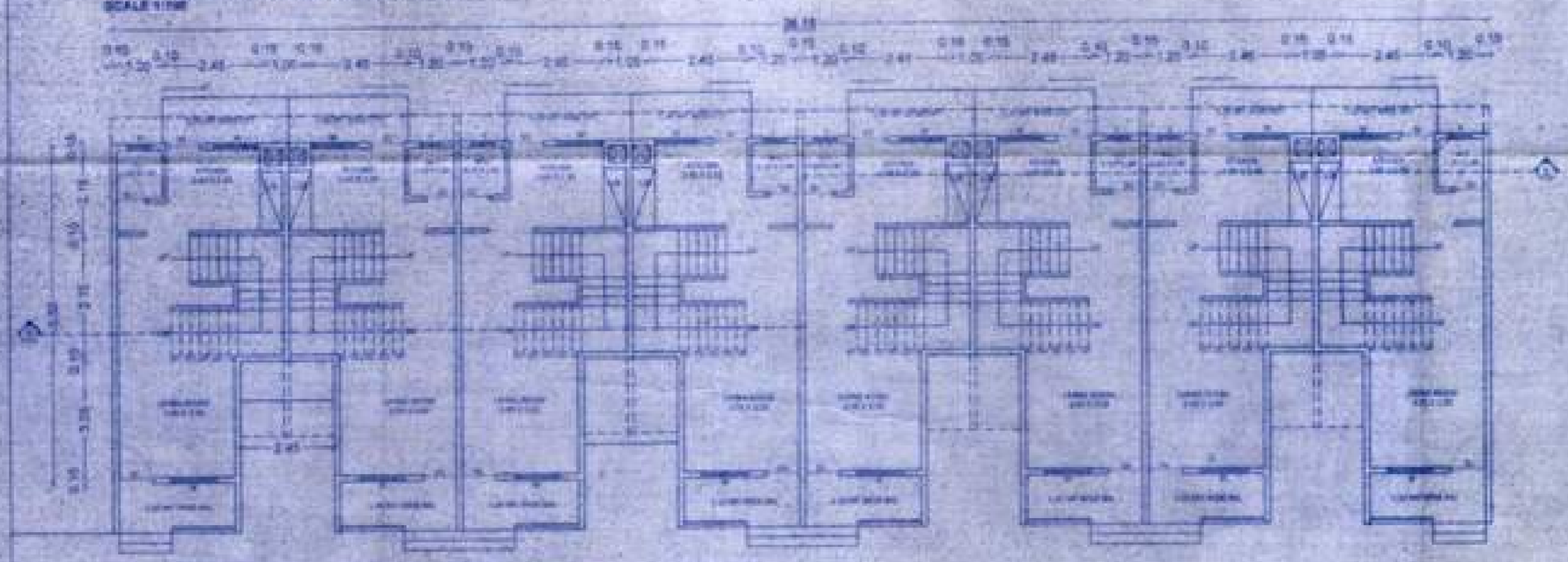

GROUND FLOOR PLAN ('B1 TO B8' TYPE)
SCALE 1:100



AREA OF BLOCK A = 4.05 X 8.85 = 35.84 Sqmt.
DEDUCTION
1) 4.05 X 3.15 X 2 = 12.70
2) 0.70 X 3.30 X 1 = 2.31
TOTAL DEDUCTION = 15.07
TOTAL AREA OF BLOCK B = 35.84-15.07
= 20.77 Sqmt

AREA OF BLOCK B = 4.65 X 9.50 = 44.175 Sqmt.
DEDUCTION
1) 4.65 X 3.15 X 2 = 14.65
2) 1.30 X 1.20 X 1 = 1.56
3) 0.80 X 2.05 X1 = 1.83
TOTAL DEDUCTION = 18.04
TOTAL AREA OF BLOCK B = 44.175-18.04
= 26.135 Sqmt

TOTAL AREA OF GROUND FLOOR = 20.77 SQ MT

TOTAL AREA OF FIRST FLOOR = 26.135 SQ MT

TOTAL BUILT UP AREA ('B1' TO B0 TYPE)
= 46.905 X8 SQ MT
= 375.24 SQMT

AREA STATEMENT

TOTAL BUILT UP AREA OF B1 TO B8 TYPE = 375.24 Sqmt.

SCHEDULE OF OPENINGS :

TYPE	SIZE	DESCRIPTION
R.S	2.40 x 2.40	ROLLING SHUTTER
S.D	2.40 x 2.40	SLIDING DOOR
D	1.00 x 2.10	T.W. Panelled Door
D1	0.90 x 2.10	T.W. Panelled Door
D2	0.75 x 2.10	T.W. Panelled Door
W	1.20 X 1.20	M.S Window
V	0.60 X 0.90	M.S Ventilator

PROPOSED COMMERCIAL & RESIDENTIAL BUILDING PLAN ON REV. SY.NO. 79/2B AT VILLAGE BHAGUR TAL. & DIST. NASHIK.
FOR,
Mr. PANDURANG S.KARANJKAR
GOR GPA
MR.TANAJI KARANJKAR

SIGN OF ARCHITECT. SIGN OF OWNER.

Dharem.Papneja

SHEET NO	NORTH	SCALE	DATE	CAD BY	CHK BY
		AS SHOWN		AVINASH	ar.DHARAM PAPNEJA

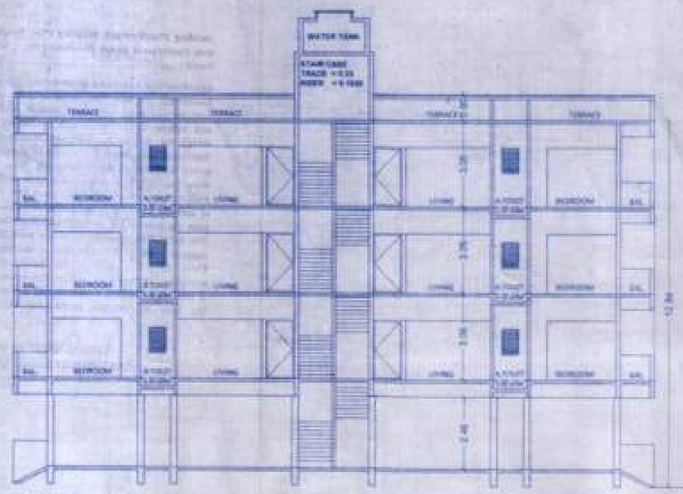

SECTION X-X' ('C' TYPE)
SCALE 1:100

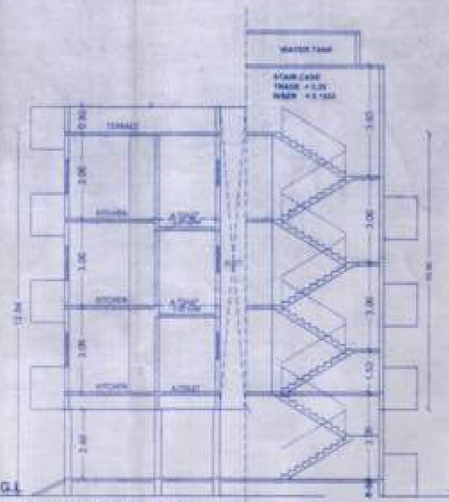

SECTION Y-Y' ('C' TYPE)
SCALE 1:100

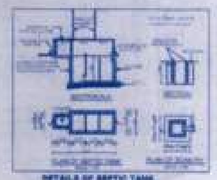

DETAILS OF SEPTIC TANK

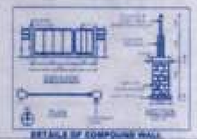

DETAILS OF COMPOUND WALL

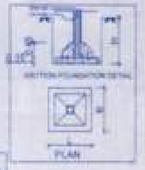

SECTION FOUNDATION DETAIL

PLAN



OPEN SPACE AREA CALCULATION SCALE 1:200

TOTAL AREA OF OPEN SPACE = 280.035 Sqmt.

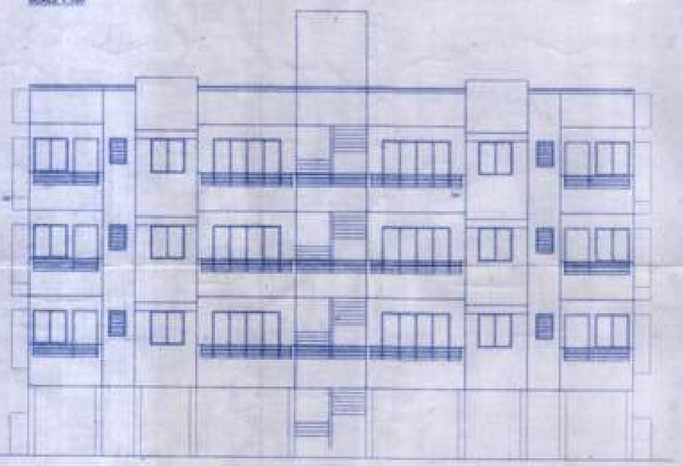

FRONT ELEVATION ('C' TYPE)
SCALE 1:100

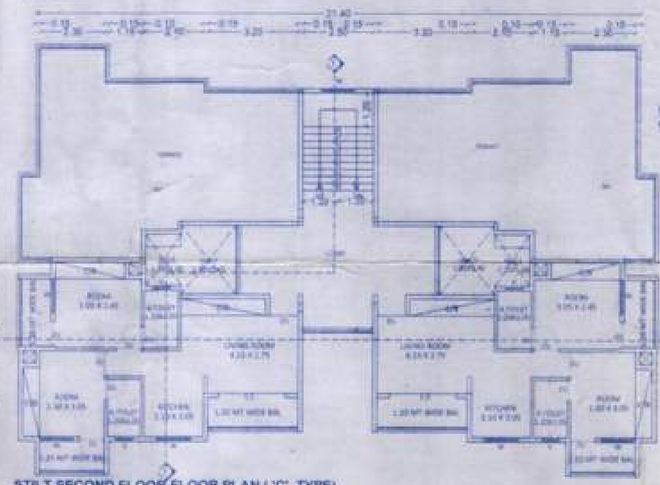

STILT SECOND FLOOR FLOOR PLAN ('C' TYPE)
SCALE 1:100

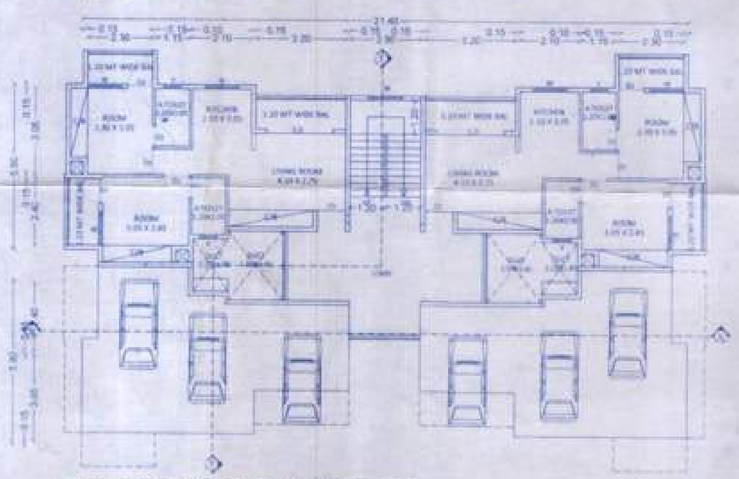

GROUND PARKING FLOOR FLOOR PLAN ('C' TYPE)
SCALE 1:100

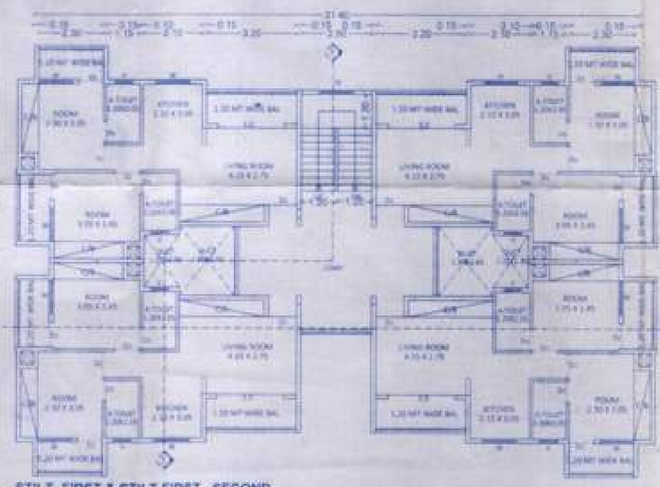

STILT ,FIRST & STILT FIRST , SECOND FLOOR FLOOR PLAN ('C' TYPE)
SCALE 1:100

AREA DIAGRAM SCALE 1:200
GROUND & STILE SECOND FLOOR PLAN ('C' TYPE)

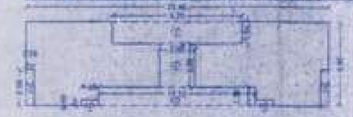

AREA OF BLOCK 'A' = 21.40 X 5.90 = 126.26 Sqmt.
DEDUCTION
1) 11.10 X 1.30 X 1 = 14.43
2) 2.50 X 3.05 X 1 = 7.64
3) 9.20 X 1.55 X 1 = 14.26
4) 1.25 X 0.40 X 2 = 1.00
5) 0.55 X 2.55 X 2 = 2.81
TOTAL DEDUCTION = 40.14
TOTAL AREA OF BLOCK A = 126.26 -40.14
= 86.14 Sqmt.

AREA DIAGRAM SCALE 1:200
STILT ,FIRST & STILT FIRST ,SECOND FLOOR PLAN ('C' TYPE)

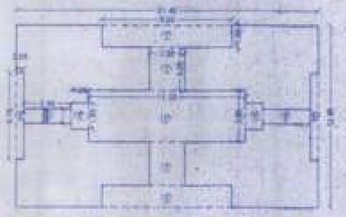

AREA OF BLOCK 'A' = 21.40 X 12.86 = 274.99 Sqmt.
DEDUCTION
1) 11.10 X 3.65 X 1 = 40.515
2) 2.50 X 3.05 X 2 = 15.25
3) 9.20 X 1.55 X 2 = 28.52
4) 1.25 X 1.85 X 2 = 4.625
5) 3.35 X 1.05 X 2 = 7.035
6) 0.55 X 0.15 X 2 = 0.765
TOTAL DEDUCTION = 102.71
TOTAL AREA OF BLOCK 'A' = 274.99 -102.71
= 172.28 Sqmt.

TOTAL AREA OF GROUND FLOOR = 86.14 SQ MT.
TOTAL AREA OF STILT & FIRST FLOOR = 172.28 SQ MT.
TOTAL AREA OF STILT FIRST & SECOND FLOOR = 172.28 SQ MT.
TOTAL AREA OF STILT SECOND FLOOR = 86.14 SQ MT.

TOTAL BUILT UP AREA (C TYPE') = 516.84 SQ MT.

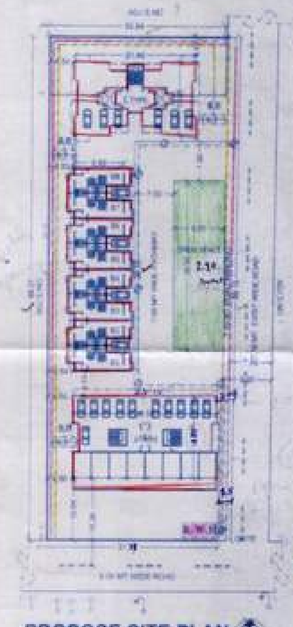

PROPOSE SITE PLAN
SCALE - 1:500



PLOT AREA CALCULATION SCALE 1:500
AREA OF BLOCK A
1 95.17 X 31.10 X 1/2 = 1479.80
2 90.17 X 29.85 X 1/2 = 1400.41
TOTAL AREA OF PLOT = 2905.50 Sqmt
SAY TOTAL AREA OF PLOT = 2905.00 Sqmt

SHEET NO -3/3

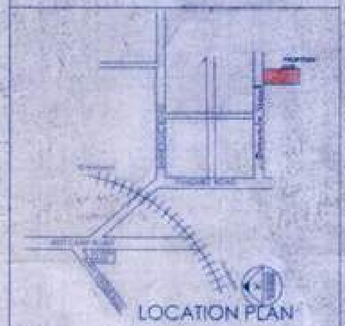

NOTES :-
1. PLOT BOUNDARY SHOWN IN BLACK
2. PROPOSED WORK SHOWN IN RED
3. DRAINAGE LINE SHOWN IN YELLOW
4. WATER LINE SHOWN IN PINK
5. DUST BIN BROWN IN BROWN
6. ELECTRIC LINE SHOWN IN BLUE
7. OPEN SPACE SHOWN IN GREEN

AREA STATEMENT

TOTAL AREA OF PLOT AS PER 7/12	= 2900.00 Sqmt.
TOTAL AREA OF PLOT AS PER SITE	= 2905.00 Sqmt.
ALLOWABLE F.S.I. (60 %)	= 1458.00 Sqmt.
TOTAL AREA OF 'A' TYPE BUILDING - (COMMERCIAL)	= 86.14 Sqmt.
TOTAL AREA OF 'A' TYPE BUILDING - (RESIDENTIAL)	= 447.84 Sqmt.
TOTAL AREA OF 'B1' TO 'B3' TYPE BUILDING as PER 7/12	= 370.34 Sqmt.
TOTAL AREA 'C' TYPE	= 574.64 Sqmt.
TOTAL BUILT UP AREA	= 1404.12 Sqmt.

GENERAL SPECIFICATIONS

1) R.C.C. 1:2:4
2) R.C.C. FOOTING , COLUMNS BEAMS SLAB
3) EXTERNAL BRICK WALLS 0.15 M. THICK
4) INTERNAL BRICK WALLS 0.10 M. THICK
5) INTERNAL NEERU PLASTER
6) EXTERNAL DOUBLE COAT PLASTER
7) FLOORING DIAMOND TILES
8) G.I. PIPE FITING FOR BATH , W.C. AND KITCHEN
9) GLAZED TILES BATH , W.C. AND KITCHEN DADO

SCHEDULE OF OPENINGS :

TYPE	SIZE	DISCRIPTION
D	1.00 x 2.10	T.W. Panalled Door
D1	0.90 x 2.10	T.W. Panalled Door
D2	0.75 x 2.10	T.W. Panalled Door
W1	1.50 X 1.20	M.S Window
W3	1.20 X 1.20	M.S Window
W2	1.20 X 0.90	M.S Window
V	0.60 X 0.90	M.S Ventilator

PROPOSED COMMERCIAL & RESIDENTIAL BUILDING PLAN ON REV. SY.NO. 79/2B AT VILLAGE BHAGUR TAL. & DIST. NASHIK.
FOR,
Mr. PANDURANG S.KARANJKAR
FOR GPAH
MR.TANAJI KARANJKAR

AR. DHARAM PAPNEJA
AR. PANDURANG S.KARANJKAR FOR GPA MR.TANAJI KARANJKAR

SIGN OF ARCHITECT | SIGN OF OWNER

Dharam.Papneja
ARCHITECT & INTERIOR DESIGNER
ADEPT ACADEMY OF NO.17
DEVLALI CAMP, NASIK.
PH.9423389777

DWG NO	NORTH	SCALE	DATE	CAD BY	CHK BY
		AS ABOVE		AVINASH	AR DHARAM SIR