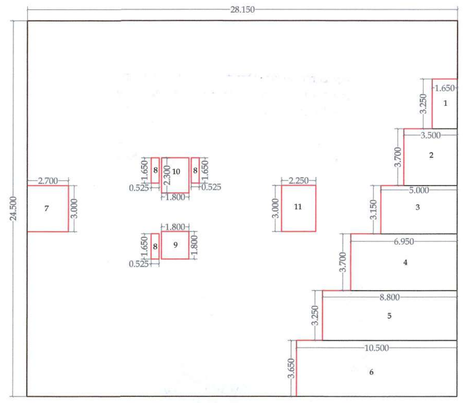
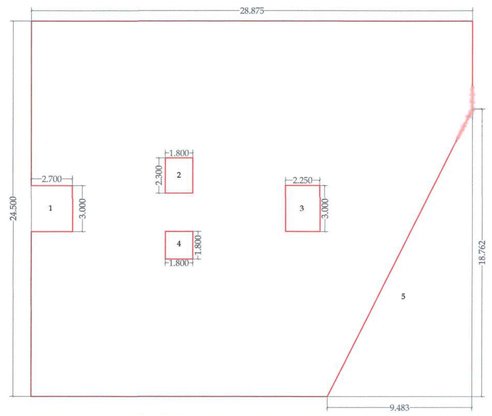


GROUND FLOOR BLOCK PLAN
SCALE- 1:200

AREA CALCULATION FOR
GROUND FLOOR BLOCK

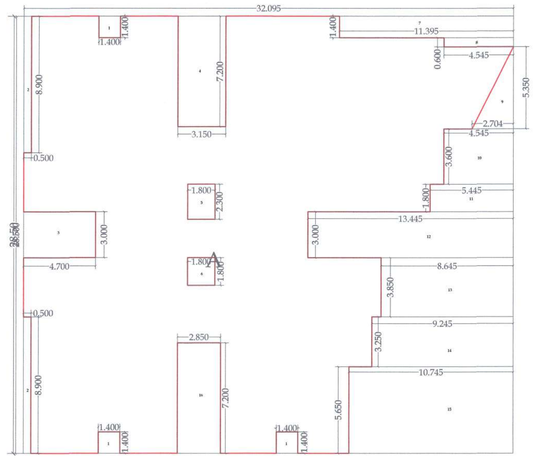
A = 28.15 X 24.50 = 689.675 SQM
LESS
1 = 1.65 X 3.25 X 1 = 5.360 SQM
2 = 3.50 X 3.70 X 1 = 12.95 SQM
3 = 5.00 X 3.15 X 1 = 15.75 SQM
4 = 6.95 X 3.70 X 1 = 25.71 SQM
5 = 8.80 X 3.25 X 1 = 28.60 SQM
6 =10.50X 3.65 X 1 = 38.32 SQM
7 =02.70X 3.00 X 1 = 08.10 SQM
8 =0.525X 1.65 X 3 = 2.590 SQM
9 = 1.80 X 1.80 X 1 = 3.240 SQM
10=1.80 X 2.30 X 1 = 4.140 SQM
11=2.25 X 3.00 X 1 = 6.750 SQM
TOTAL LESS = 151.51 SQM
NET PLINE AREA = 689.67 - 151.51
= 538.16 SQM



FIRST FLOOR BLOCK PLAN
SCALE- 1:200

AREA CALCULATION FOR
FIRST FLOOR BLOCK

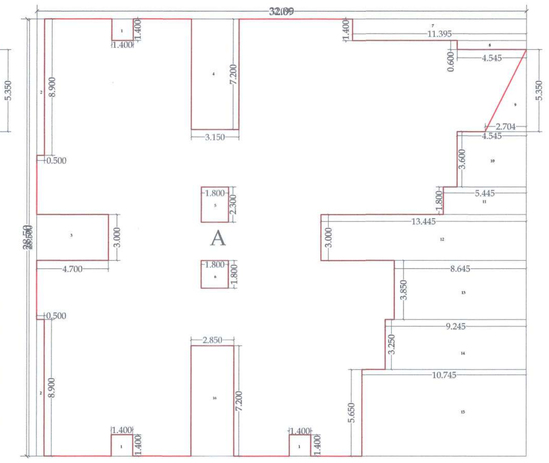
A = 28.875 X 24.50 = 707.43 SQM
LESS
01= 02.70X3.00 X 1 = 08.10 SQM
02= 1.80 X 1.80 X 1 = 3.240 SQM
03= 1.80 X 2.30 X 1 = 4.140 SQM
04= 2.25 X 3.00 X 1 = 6.750 SQM
05= ½ X18.762X9.483= 88.96 SQM
TOTAL LESS = 111.30 SQM
NET PLINE AREA = 707.43 -111.30
= 596.13 SQM



SECOND FLOOR BLOCK PLAN
SCALE- 1:200

AREA CALCULATION FOR
2ND FLOOR BLOCK

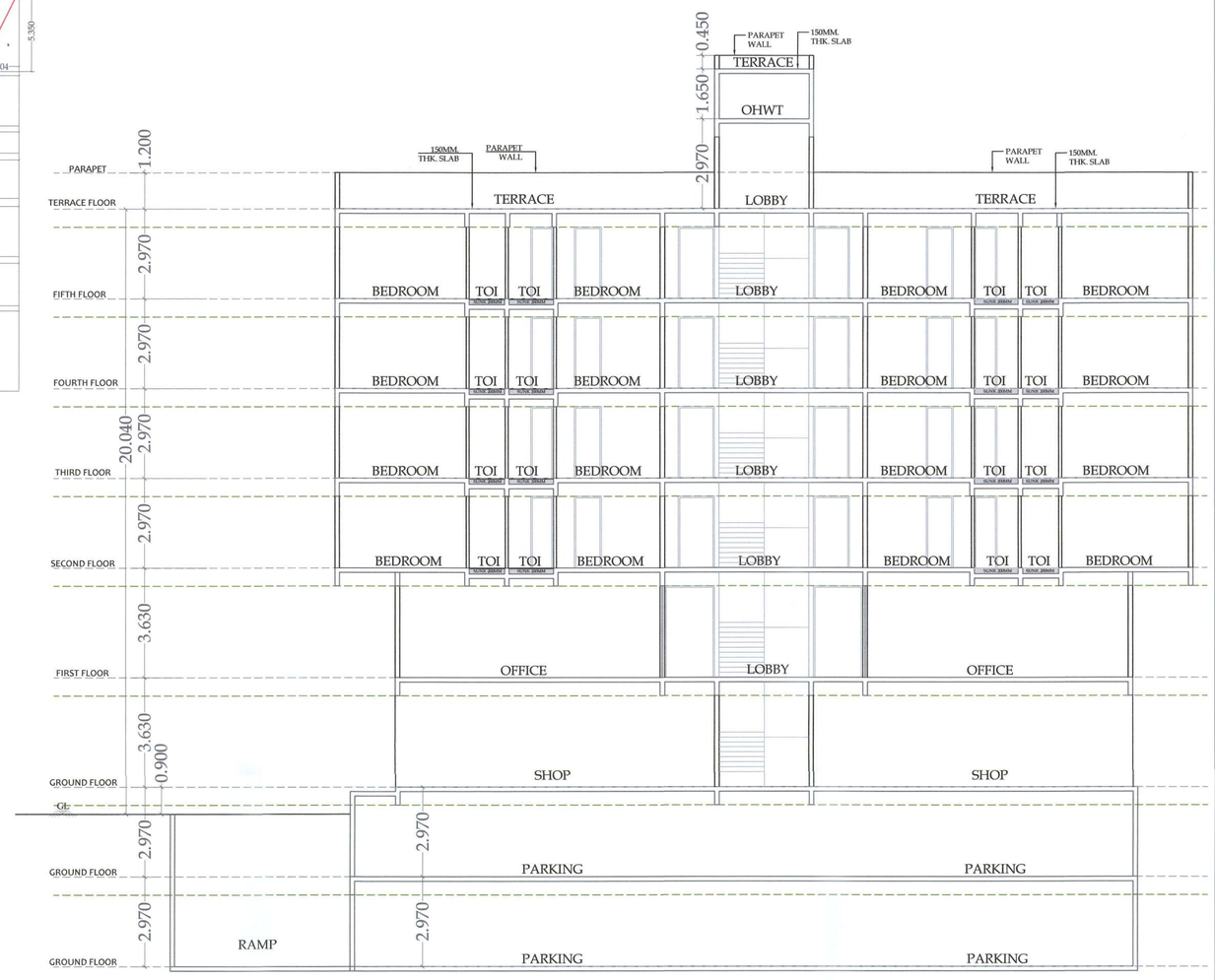
A = 32.095 X 28.50 = 914.70 SQM
LESS
1 = 1.40 X 1.40 X 3 = 5.88 SQM
2 = 0.50 X 8.90 X 2 = 8.90 SQM
3 = 4.70 X 3.00 X 1 = 14.1 SQM
4 = 3.15 X 7.20 X 1 = 22.68 SQM
5 = 1.80 X 2.30 X 1 = 4.14 SQM
6 = 1.80 X 1.80 X 1 = 3.24 SQM
7 = 11.39 X 1.40 X 1 = 15.94 SQM
8 = 4.54 X 0.6 X 1 = 2.72 SQM
9 = 2.704 X 5.35X ½ = 7.23 SQM
10=4.545 X 3.60 X 1 = 16.36 SQM
11=5.445 X 1.80 X 1 = 9.80 SQM
12=13.445 X 3.00 X 1 = 40.33 SQM
13=8.645 X 3.85 X 1 = 33.25 SQM
14=9.245 X 3.250 X 1 = 30.04 SQM
15 =10.745X5.65 X 1 = 60.70 SQM
16= 2.85X7.20 X 1 = 20.52 SQM
TOTAL LESS = 295.83 SQM
NET PLINE AREA = 914.70 - 295.83
= 618.87



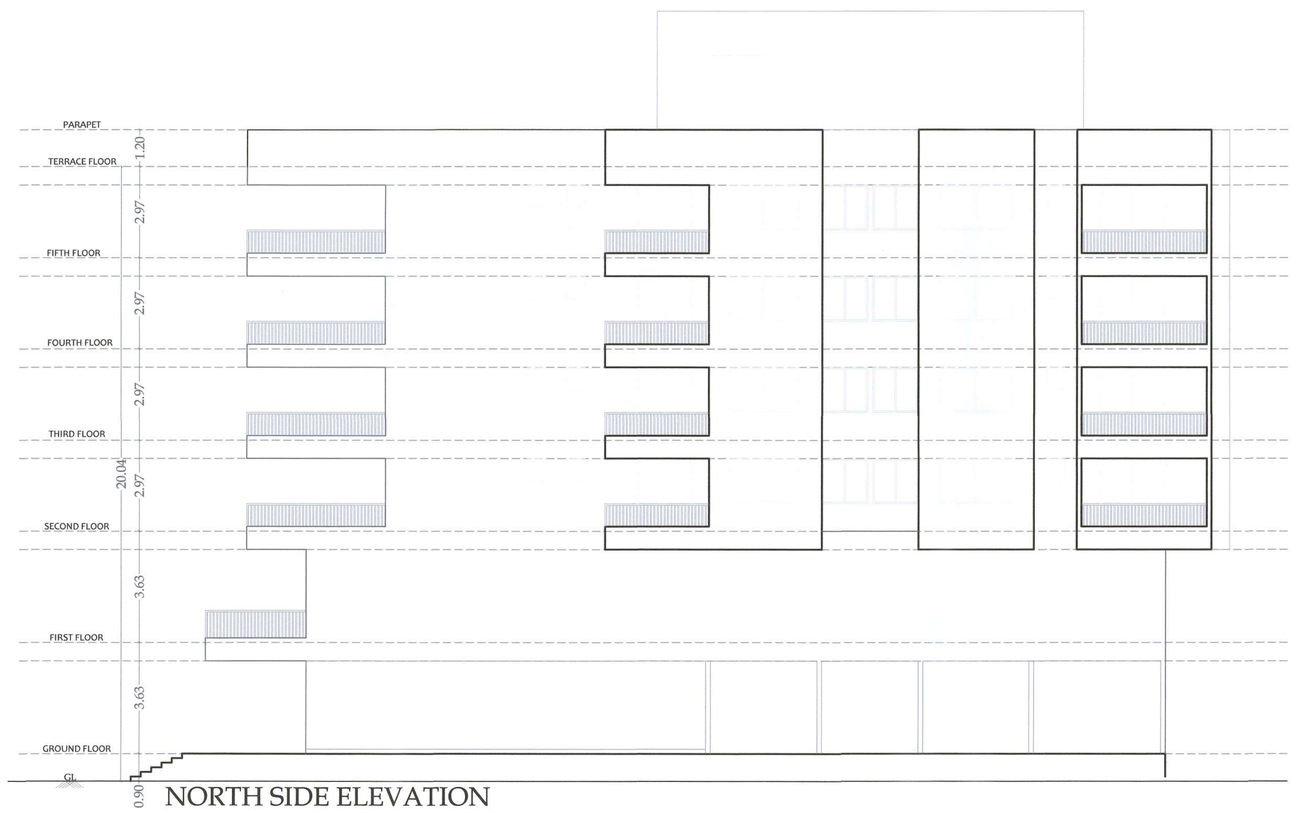
3RD TO 4TH FLOOR BLOCK PLAN
SCALE- 1:200

AREA CALCULATION FOR
3RD TO 4TH FLOOR BLOCK

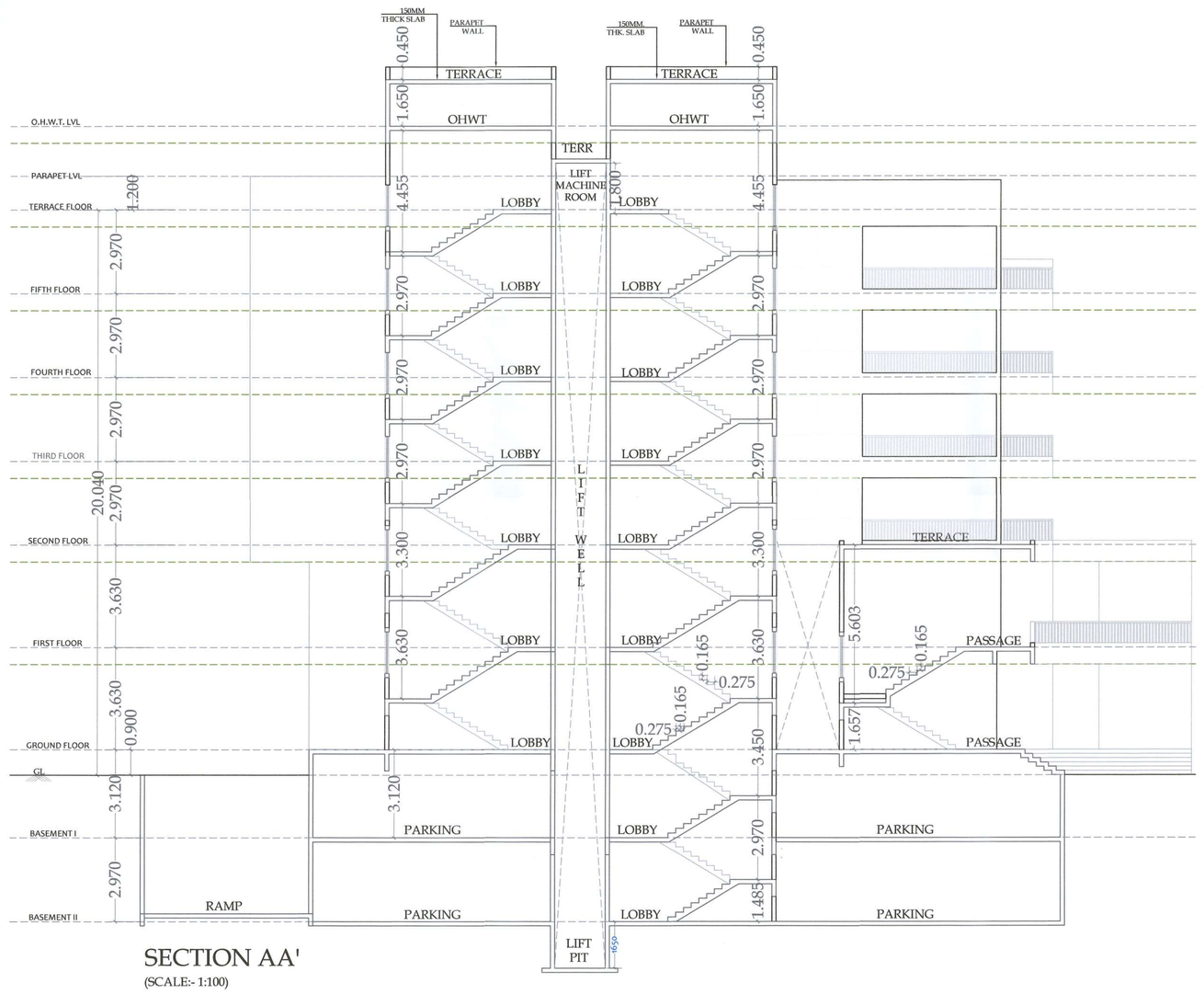
A = 32.095 X 28.50 = 914.70 SQM
LESS
1 = 1.40 X 1.40 X 3 = 5.88 SQM
2 = 0.50 X 8.90 X 2 = 8.90 SQM
3 = 4.70 X 3.00 X 1 = 14.1 SQM
4 = 3.15 X 7.20 X 1 = 22.68 SQM
5 = 1.80 X 2.30 X 1 = 4.14 SQM
6 = 1.80 X 1.80 X 1 = 3.24 SQM
7 = 11.39 X 1.40 X 1 = 15.94 SQM
8 = 4.54 X 0.6 X 1 = 2.72 SQM
9 = 2.704 X 5.35X ½ = 7.23 SQM
10=4.545 X 3.60 X 1 = 16.36 SQM
11=5.445 X 1.80 X 1 = 9.80 SQM
12=13.445 X 3.00 X 1 = 40.33 SQM
13=8.645 X 3.85 X 1 = 33.25 SQM
14=9.245 X 3.250 X 1 = 30.04 SQM
15 =10.745X5.65 X 1 = 60.70 SQM
16= 2.85X7.20 X 1 = 20.52 SQM
TOTAL LESS = 295.83 SQM
NET PLINE AREA = 914.70 - 295.83
= 618.87 X 2
= 1237.74



SECTION BB'
(SCALE:- 1:100)



NORTH SIDE ELEVATION
(SCALE:- 1:100)



SECTION AA'
(SCALE:- 1:100)

▪ OFFICE USE ONLY 03/03

Approved as ammended
In.....Colotor Subject to
the Conditions mentioned in
this office Building Permit No. 51 Dated 25
Date : 2-9-2021

DY.ENGINEER
Town Planning
Municipal Corporation
Chhatrapati Sambhajinagar

D.C. Signed By D.D.T.P.

▪ LEGEND

PLOT BOUNDARY SHOWN IN
PROPOSED B/UP AREA SHOWN IN
WATER LINE SHOWN IN
DRAINAGE LINE SHOWN IN
RAIN WATER HARVESTING

▪ OPENING SCHEDULE

D1	- 1.65 x 2.37	TEAK WOOD FRAME
D2	- 1.20 x 2.37	TEAK WOOD FRAME
D3	- 0.90 x 2.37	TEAK WOOD FRAME
D4	- 0.75 x 2.37	TEAK WOOD FRAME
SFD1	- 2.40 x 2.37	ALUMINIUM FRAME
SFD2	- 2.25 x 2.37	ALUMINIUM FRAME
SFD3	- 2.80 x 2.37	ALUMINIUM FRAME
SFD4	- 1.40 x 2.37	ALUMINIUM FRAME
W1	- 1.80 x 1.47	ALUMINIUM WINDOWS
W2	- 2.40 x 1.47	ALUMINIUM WINDOWS
W3	- 1.20 x 1.17	ALUMINIUM WINDOWS
W4	- 1.50 x 1.47	ALUMINIUM WINDOWS
W5	- 1.20 x 1.47	ALUMINIUM WINDOWS
W6	- 2.25 x 1.47	ALUMINIUM WINDOWS
W7	- 2.55 x 1.47	ALUMINIUM WINDOWS
W8	- 3.22 x 1.47	ALUMINIUM WINDOWS
MV	-	MECHANICAL VENTILATION
V	- 0.60 x 0.75	M/S FRAME VENTILATOR

PROPOSED COMMERCIAL & RESIDENTIAL BUILDING 'FORTUNE SKYLINE' AT PLOT NO 01 & 02 AT GUT NO 65/P, ITKHEDA , CHH. SAMBHAJI NAGAR

FOR:-
M/S JAY CONSTRUCTION THROUGH
MS. RUPALI SUDAM MULE AND
M/S SHRIJAY BUILDERS THROUGH
MR. VISHAL BRABHAKAR SHIKHRE

Drawn by :- MADHUR
Scale :- 1:100 / 200 / 50
Date :-

N

▪ ARCHITECT

MANOJ KALA & ASSOCIATES
ALTIUS - B - 301, 3rd FLOOR, SPACE OLYMPIA, GARKHEDA, CHH. SAMBHAJINAGAR.
MOBILE NO. 9423151781

▪ OWNER

FOR :-
1) RUPALI SUDAM MULE
2) VISHAL PRABHAKAR SHIKHARE

JAY CONSTRUCTION
PARTNER PARTNER