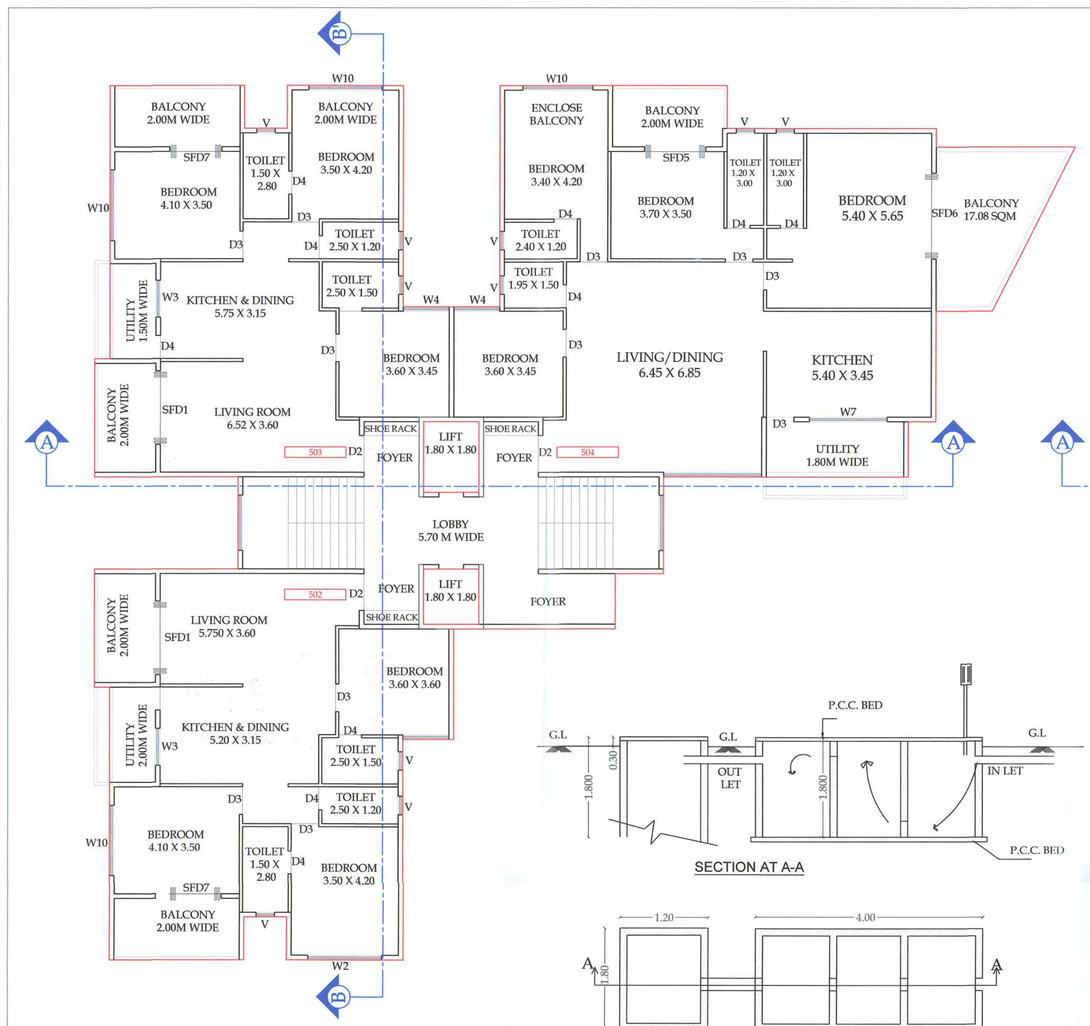
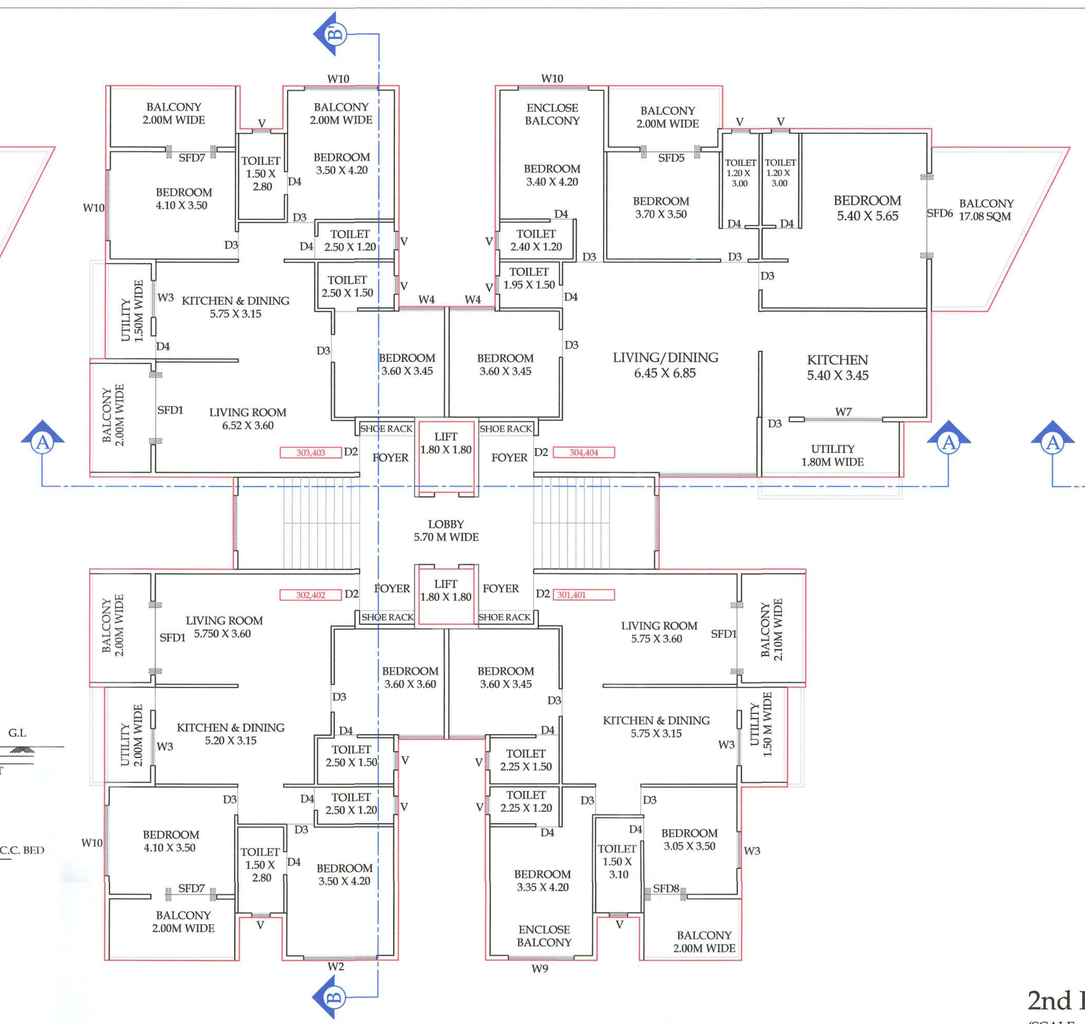
अवेरात गांवी फ्र



5TH FLOOR PLAN

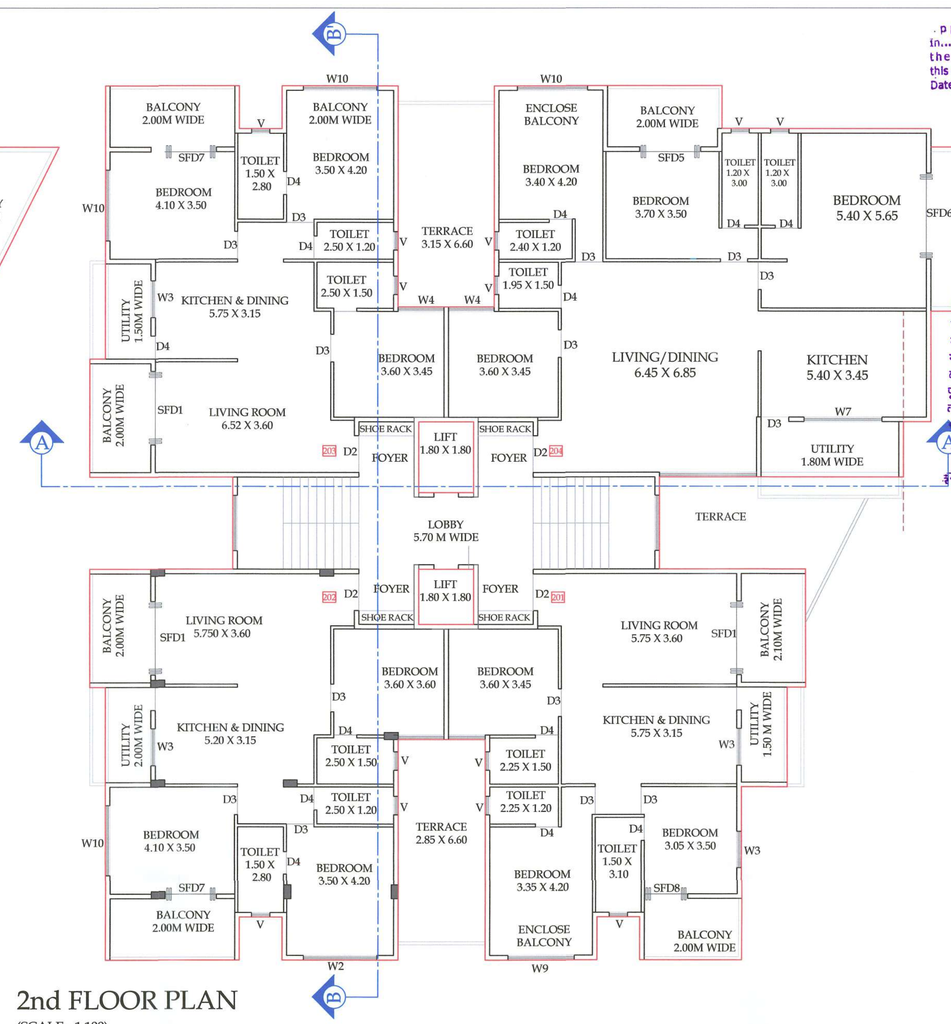
(SCALE:- 1:100)

SEPTIC TANK & SOAK PIT PLAN.



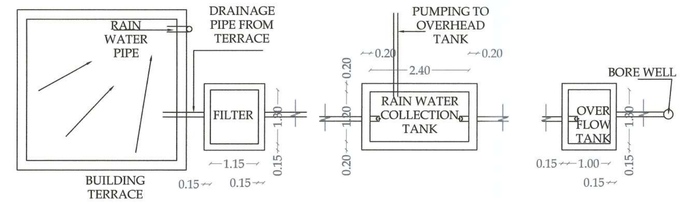
3RD TO 4TH FLOOR PLAN

(SCALE:- 1:100)

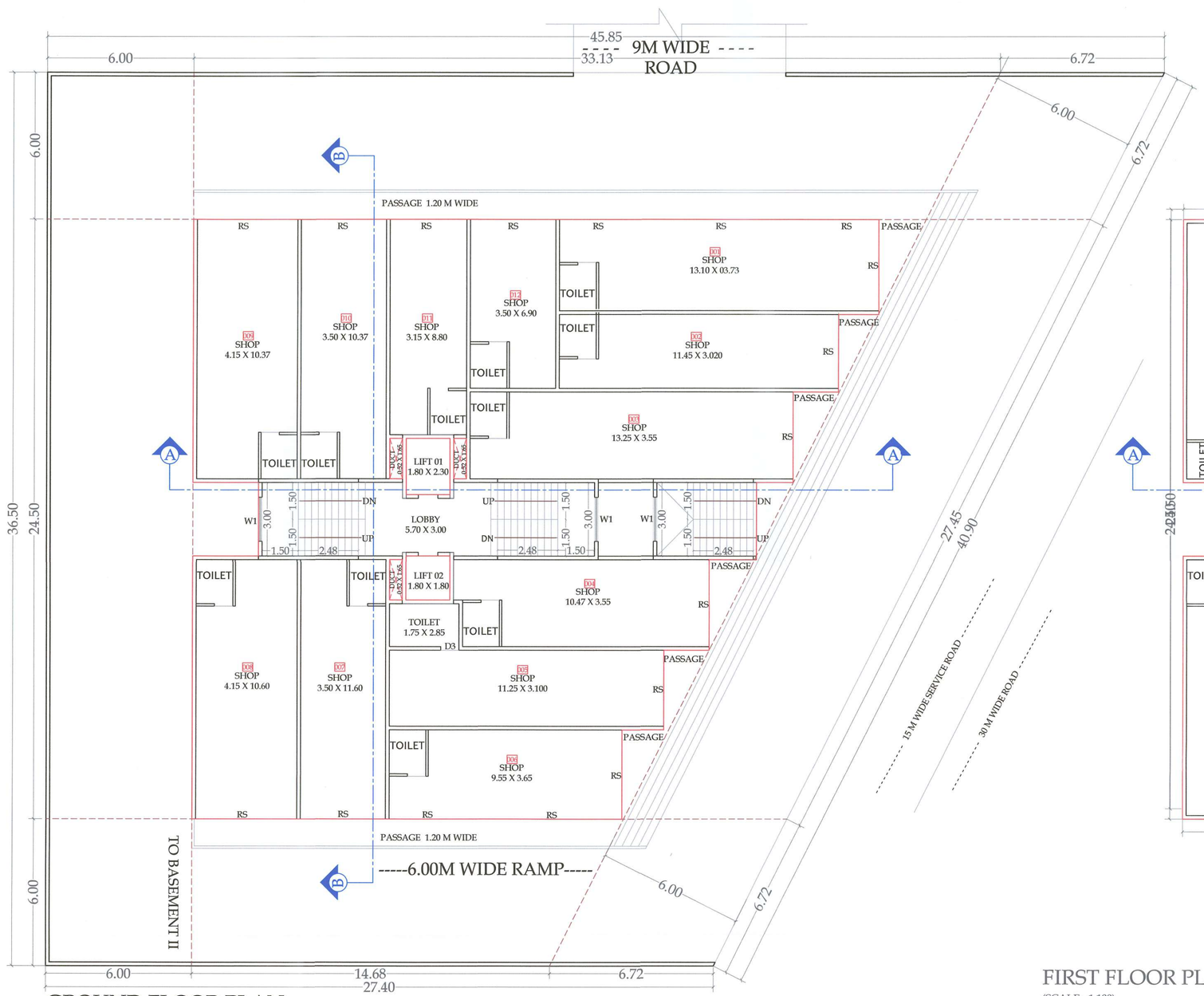


2nd FLOOR PLAN

(SCALE:- 1:100)

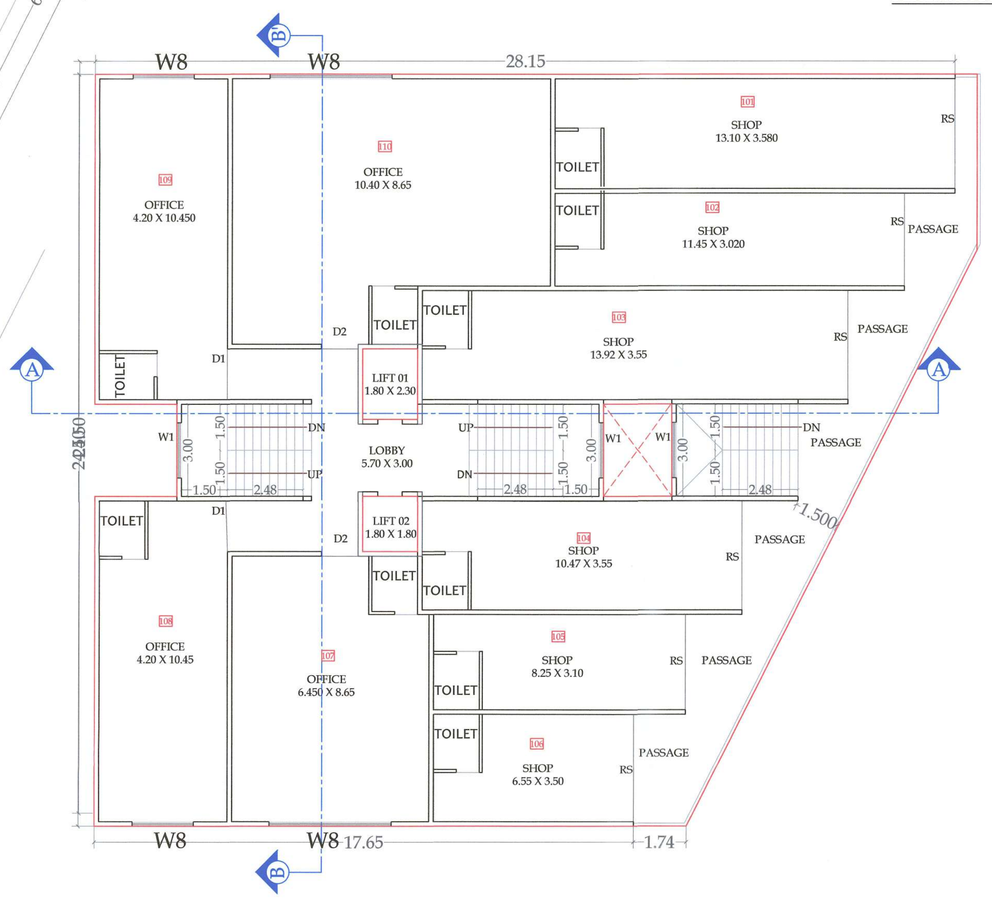


SCHEMATIC PLAN OF RAIN WATER HARVESTING



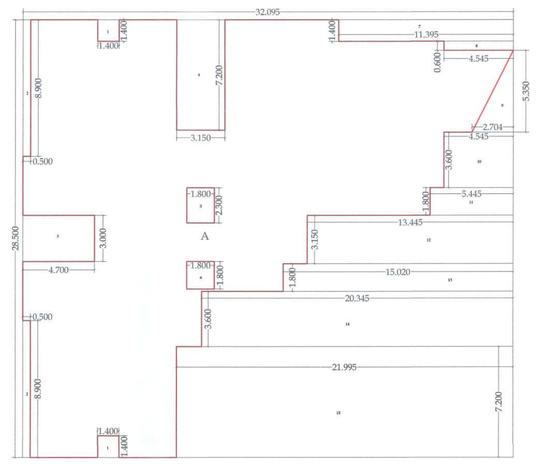
GROUND FLOOR PLAN

(SCALE:- 1:100)



FIRST FLOOR PLAN

(SCALE:- 1:100)



AREA CALCULATION FOR 5TH FLOOR BLOCK

A = 32.095 X 28.50 = 914.70 SQM

LESS

1 = 1.40 X 1.40 X 2 = 3.92 SQM
2 = 0.50 X 8.90 X 2 = 8.90 SQM
3 = 4.70 X 3.00 X 1 = 14.1 SQM
4 = 3.15 X 7.20 X 1 = 22.68 SQM
5 = 1.80 X 2.30 X 1 = 4.14 SQM
6 = 1.80 X 1.80 X 1 = 3.24 SQM
7 = 11.39 X 1.40 X 1 = 15.94 SQM
8 = 4.54 X 0.6 X 1 = 2.72 SQM
9 = 2.704 X 5.35X ½ = 7.23 SQM
10=4.545 X 3.60 X 1 = 16.36 SQM
11=5.445 X 1.80 X 1 = 9.80 SQM
12=13.445 X 3.15 X 1 = 42.35 SQM
13=15.020 X 1.80 X 1 = 27.036 SQM
14=20.345 X 3.60 X 1 = 73.24 SQM
15 =21.995X7.20 X 1 = 158.36 SQM

TOTAL LESS = 410.15 SQM

NET PLINE AREA = 914.70 - 409.87
= 504.83

approved as ammended in.....Colour Subject to the Conditions mentioned in this office Building Permit No.....
Date.....
DY.ENGINEER Town Planning Municipal Corporation Chhatrapati Sambhajinagar
O.C. Signed By D.D.T.P.

मंजूर व निर्देशन
या बांधकाम परवानगीमध्ये प्रस्तावित बांधकाम मुख्य बांधकामाचे प्रवेशद्वार (Plinth Level) पर्यंत पूर्ण झाल्यावर, बांधकामाच्या ठिकाणी प्रत्यक्ष मोजणी करून, जोते तपासणी पूर्ण झाल्याचा दाखला दाखल केल्यानंतरच पुढील बांधकाम सुरू करण्यात यावे. हे न केल्यास बांधकाम अनधिकृत ठरवून पाडण्यात येईल. तसेच, अग्निशमन यंत्रणा बसविल्याशिवाय भोगवटा प्रमाणपत्र देण्यात येणार नाही याची नोंद घ्यावी.

प्रस्तावित आराखड्यानुसार रस्ता, व मंजूर म.न.पा. च्या रस्त्यावर टेकू नये

OFFICE USE ONLY 02/03

SR. NO.	UNIT TYPE	UNIT NO.	RERA CARPET AREA (SQ.M)	PLINE AREA (SQ.M)
GROUND FLOOR				
1	SHOP	1	48.86	50.25
2	SHOP	2	34.57	37.59
3	SHOP	3	47.03	50.43
4	SHOP	4	36.47	39.39
5	SHOP	5	40.29	42.82
6	SHOP	6	34.85	35.85
7	SHOP	7	37.10	39.37
8	SHOP	8	43.99	47.03
9	SHOP	9	43.99	47.03
10	SHOP	10	37.10	39.37
11	SHOP	11	27.72	29.53
12	SHOP	12	24.15	25.45
FIRST FLOOR				
13	SHOP	101	46.89	50.25
14	SHOP	102	34.57	37.59
15	SHOP	103	49.43	52.98
16	SHOP	104	37.18	40.39
17	SHOP	105	25.57	27.18
18	SHOP	106	22.92	24.67
19	OFFICE	107	55.08	58.32
20	OFFICE	108	43.89	47.61
21	OFFICE	109	43.89	47.70
22	OFFICE	110	81.74	85.88
SECOND FLOOR				
23	3BHK	201	89.97	123.55
24	3BHK	202	88.41	129.48
25	3BHK	203	88.41	129.48
26	4BHK	204	143.21	195.31
THIRD FLOOR				
27	3BHK	301	89.97	123.55
28	3BHK	302	88.41	129.48
29	3BHK	303	88.41	129.48
30	4BHK	304	143.21	195.31
FOURTH FLOOR				
31	3BHK	401	89.97	123.55
32	3BHK	402	88.41	129.48
33	3BHK	403	88.41	129.48
34	4BHK	404	143.21	195.31
FIFTH FLOOR				
35	3BHK	502	88.41	129.48
36	3BHK	503	88.41	129.48
37	4BHK	504	143.21	195.31

LEGEND

PLOT BOUNDARY SHOWN IN
PROPOSED B/UP AREA SHOWN IN
WATER LINE SHOWN IN
DRAINAGE LINE SHOWN IN
RAIN WATER HARVESTING

OPENING SCHEDULE

D1 - 1.65 x 2.37 TEAK WOOD FRAME
D2 - 1.20 x 2.37 TEAK WOOD FRAME
D3 - 0.90 x 2.37 TEAK WOOD FRAME
D4 - 0.75 x 2.37 TEAK WOOD FRAME
SFD1 - 2.40 x 2.37 ALUMINIUM FRAME
SFD2 - 2.25 x 2.37 ALUMINIUM FRAME
SFD3 - 2.80 x 2.37 ALUMINIUM FRAME
SFD4 - 1.40 x 2.37 ALUMINIUM FRAME
W1 - 1.80 x 1.47 ALUMINIUM WINDOWS
W2 - 2.40 x 1.47 ALUMINIUM WINDOWS
W3 - 1.20 x 1.17 ALUMINIUM WINDOWS
W4 - 1.50 x 1.47 ALUMINIUM WINDOWS
W5 - 1.20 x 1.47 ALUMINIUM WINDOWS
W6 - 2.25 x 1.47 ALUMINIUM WINDOWS
W7 - 2.55 x 1.47 ALUMINIUM WINDOWS
W8 - 3.22 x 1.47 ALUMINIUM WINDOWS
MV - MECHANICAL VENTILATION
V - 0.60 x 0.75 M/S FRAME VENTILATOR

PROPOSED COMMERCIAL & RESIDENTIAL BUILDING 'FORTUNE SKYLINE' AT PLOT NO 01 & 02 AT GUT NO 65/P, ITKHEDA , CHH. SAMBHAJI NAGAR

FOR:-
M/S JAY CONSTRUCTION THROUGH MS. RUPALI SUDAM MULE AND M/S SHRIJAY BUILDERS THROUGH MR. VISHAL BRABHAKAR SHIKHRE

Drawn by :- MADHUR
Scale :- 1:100 / 200 / 50
Date :-
N

ARCHITECT

MANOJ KALA & ASSOCIATES
ALTUS - S - 301, 3rd FLOOR, SPACE OLYMPIA, GARKHEDA, CHH. SAMBHAJINAGAR.
MOBILE NO. 9423151781

OWNER

FOR :-
1) RUPALI SUDAM MULE
2) VISHAL PRABHAKAR SHIKHARE
JAY CONSTRUCTION
PARTNER PARTNER
SHRIJAY BUILDERS
Partner