BUILDING " A "
ROW HOUSE NO.01 TO 16

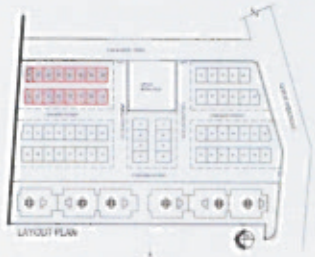
SHEET NO. 02 / 07



FRONT SIDE ELEVATION



SECTION "A"



LAYOUT PLAN



PLAN OF SEPTIC TANK



SECTION THROUGH SEPTIC TANK



TYPICAL SECTION THROUGH COMPOUND WALL




SECTION THROUGH RAIN WATER HARVESTING UNIT



FIRST FLOOR PLAN

9.00 M WIDE ROAD




AREA CALCULATION PLAN FOR FIRST FLOOR



6.00 M WIDE PATHWAY

4.50M WIDE PATHWAY

ROW HOUSE BUILDING "A" GROUND FLOOR PLAN
(RH. NO. 01 TO 16)



AREA CALCULATION PLAN FOR GROUND FLOOR
ROW HOUSE BUILDING "A" (RH. NO. 01 TO 16)

TOTAL BALCONY AREA STATEMENT

FLOOR	NO OF ROW HOUSE	BUILT UP AREA	AREA OF BALCONIES OF EACH RH		
			sqmt.	10%	sqft. PER HO
GROUND FLOOR	10	428.04			
FIRST FLOOR	10	307.64	84.84	41.44	
TOTAL	10	721.68	84.84	41.44	

AREA STATEMENT

ROW HOUSE NO.	BUILT UP AREA (2 FLOORS)		TOTAL BUILT UP AREA
01	42.83		85.66
02	41.66	30.76	84.42
03	27.99	25.86	53.75
04	27.99	25.86	53.75
05	27.99	25.86	53.75
06	27.99	25.86	53.75
07	27.99	25.86	53.75
08	27.99	25.86	53.75
09	15.09	---	15.09
10	27.99	25.86	53.75
11	27.99	25.86	53.75
12	27.99	25.86	53.75
13	27.99	25.86	53.75
14	27.99	25.86	53.75
15	27.99	25.86	53.75
16	25.35	45.21	84.67
TOTAL AREA	428.04	307.64	721.68

SCHEDULE OF WINDOWS

OPENING	NOS	SIZE	SILL LEVEL	LINTEL LEVEL	LOCATION
W1	10	0.90 X 1.20	+0.600	+3.000	LIVING/DINING
W2	20	1.20 X 1.20	+0.600	+3.000	LIVING/DINING
W3a	10	1.20 X 1.20	+0.600	+3.000	KITCHEN
V	10	0.60 X 0.60	+1.200	+3.000	TOILET

SCHEDULE OF DOORS

OPENING	NOS	SIZE	SILL LEVEL	LINTEL LEVEL	LOCATION
D1	10	0.75 X 2.10 (T.O.)	+0.000	2.100	TOILET
D2	10	0.90 X 2.10 (T.O.)	+0.000	2.100	WALL OPENING

NOTES:
1. 0.230 THK. BRICK WALLS SHOWN THUS.
2. 0.150 THK. BRICK WALLS SHOWN THUS.
3. 0.115 THK. BRICK WALLS SHOWN THUS.

NOTES:
1. THE STRUCTURE SHALL BE RCC STRUCTURE.
2. THE WALLS SHALL BE 0.230 / 0.150 / 0.115 THK. BRICK WALLS.
3. THE FLOORING SHALL BE CERAMIC TILES.

LEGEND:
1. PLOT BOUNDRY SHOWN THUS.
2. PROPOSED SHOWN THUS.
3. SEWER LINE SHOWN THUS.

PROPOSED GROUP HOUSING ON PLOT NO.01, GUT NO. 59, AT VILLAGE FAROLA, TQ.PAITHAN,DIST.AURANGABAD. BELONGING TO : SHRI. DEEPAK RADHESHYAM JHUNJHUNWALA.

SCALE : 1:100 | DATE : 21.03.2016

CHECKED BY : SSM | DEALT : Ganesh Dakhore

PLANS / ELEVATIONS / SECTION

SD2G

ARCHITECTS / INTERIOR DESIGNERS
G.S.ASE ARCADE, DEVAGIRI ROAD, EAST, ENTRY,
RAILWAY STATION, AURANGABAD. PH. 0240 2334004

ARCHITECT :

Ganesh Dhakne
ARCHITECT
CA/2001/37284

GANESH DHAKNE
(CA / 2001 / 37284)

OWNERS :

SHRI. DEEPAK RADHESHYAM JHUNJHUNWALA.