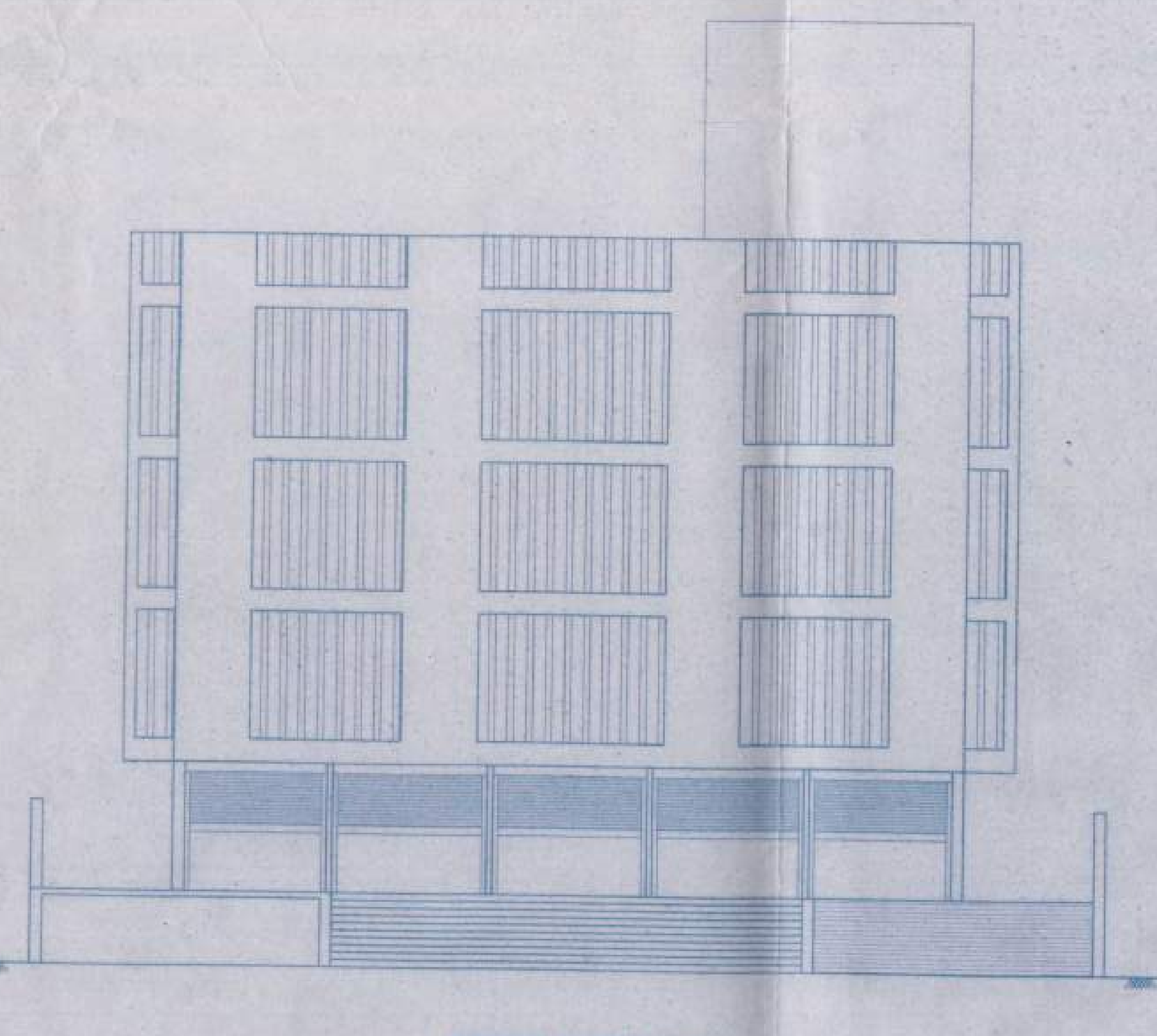

FRONT ELEVATION
SCALE 1:100

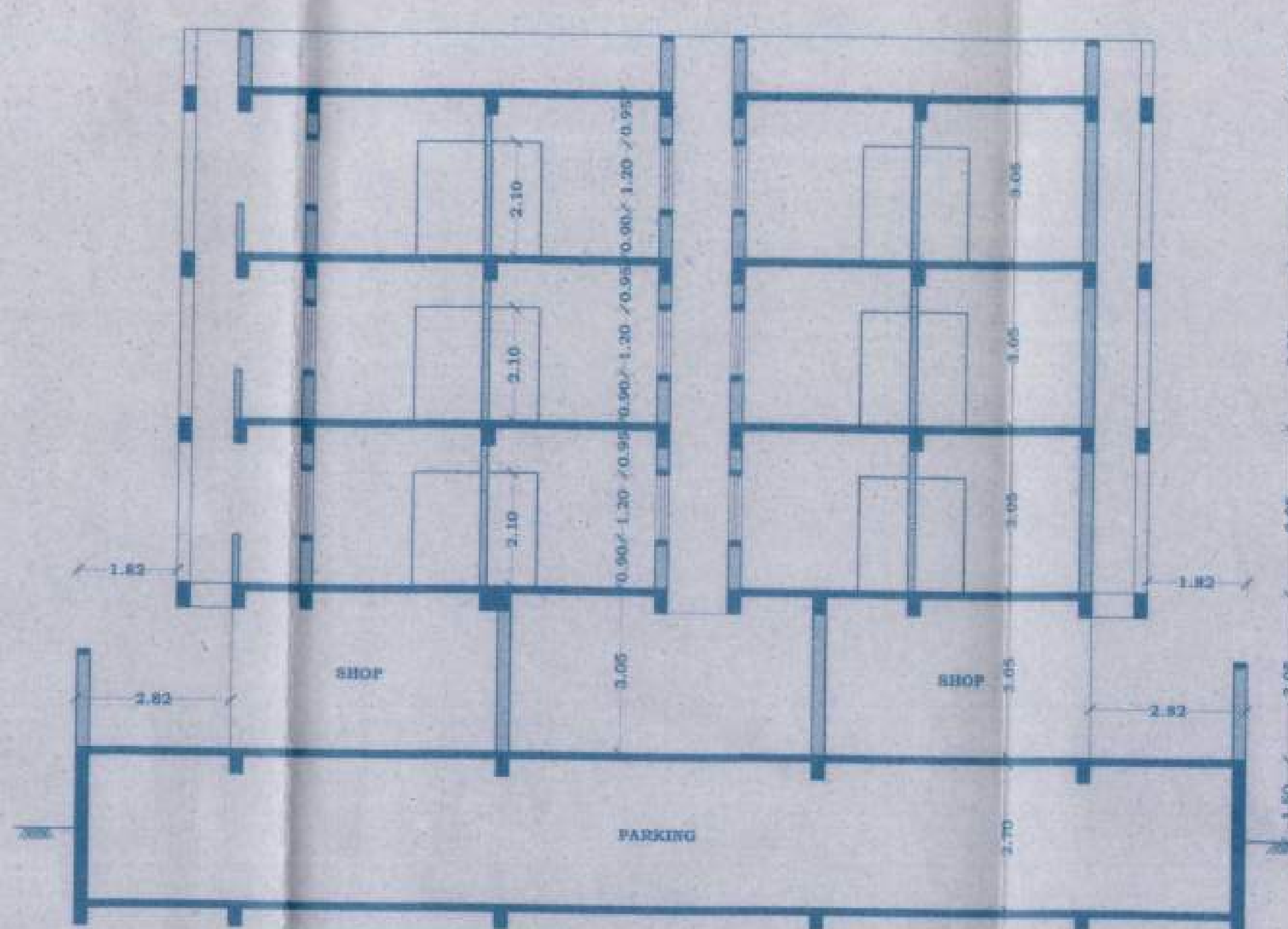
SHOP
SHOP
PARKING
2.10
2.10
2.10
1.82
2.82
13.70

SECTION X-X
SCALE 1:100

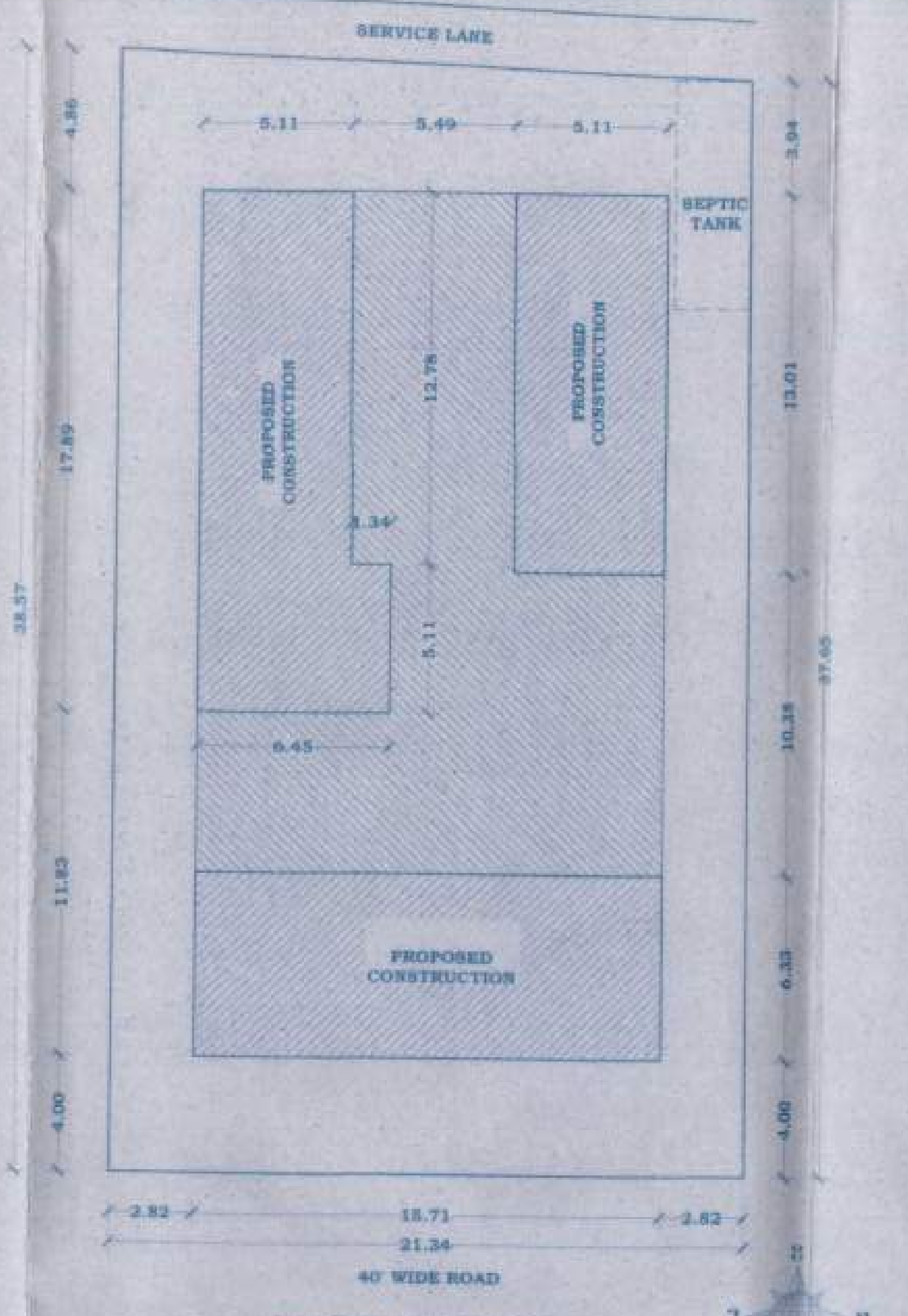
SERVICE LANE
SEPTIC TANK
PROPOSED CONSTRUCTION
PROPOSED CONSTRUCTION
PROPOSED CONSTRUCTION
5.11
5.49
5.11
12.78
5.11
6.45
17.89
11.83
4.00
15.71
21.34
40' WIDE ROAD

BLOCK DIAGRAM
SCALE 1:200

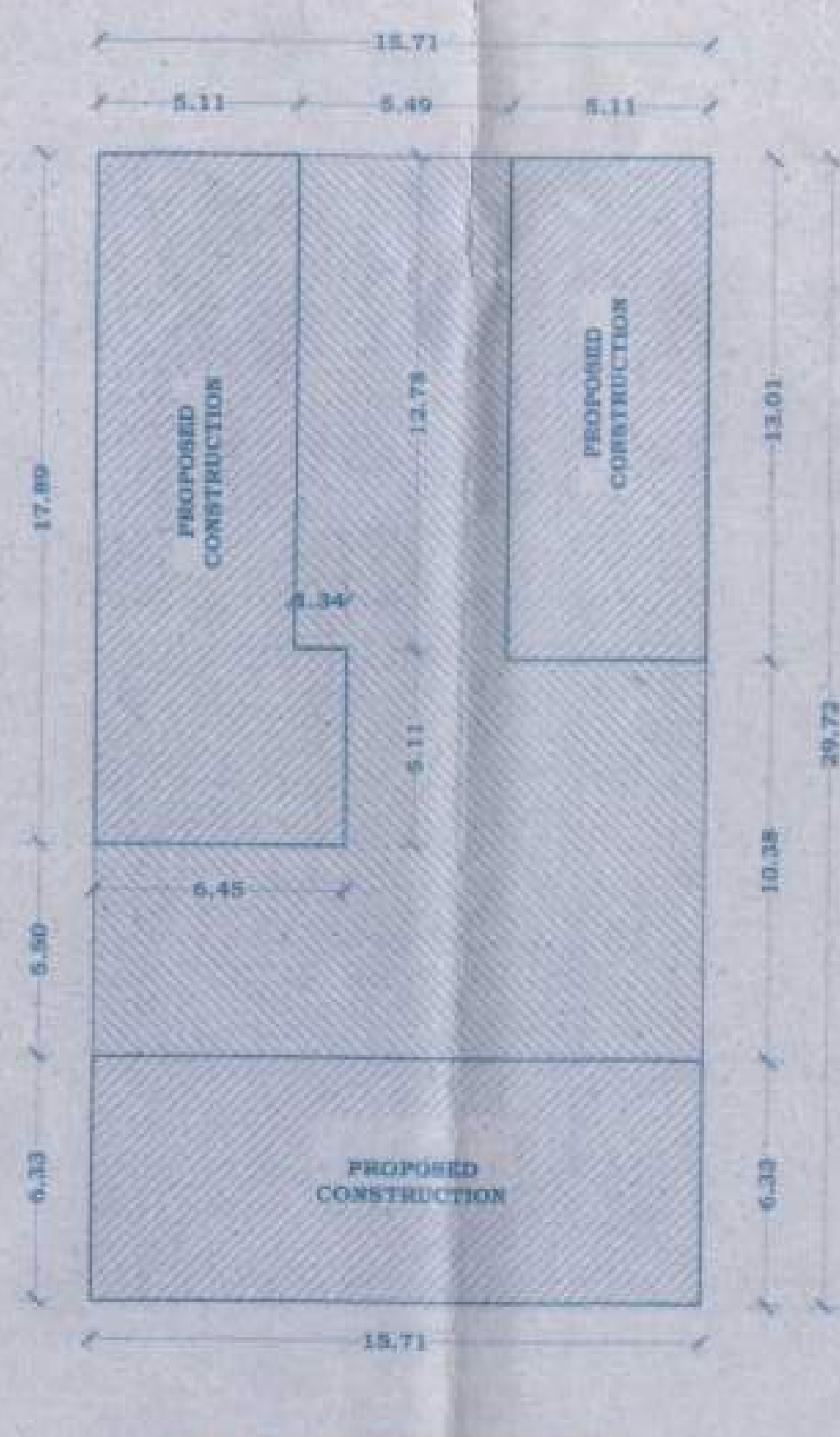
15.71
PROPOSED CONSTRUCTION
PROPOSED CONSTRUCTION
PROPOSED CONSTRUCTION
29.72

BUILT UP AREA DIAGRAM
GROUND FLOOR
SCALE 1:200

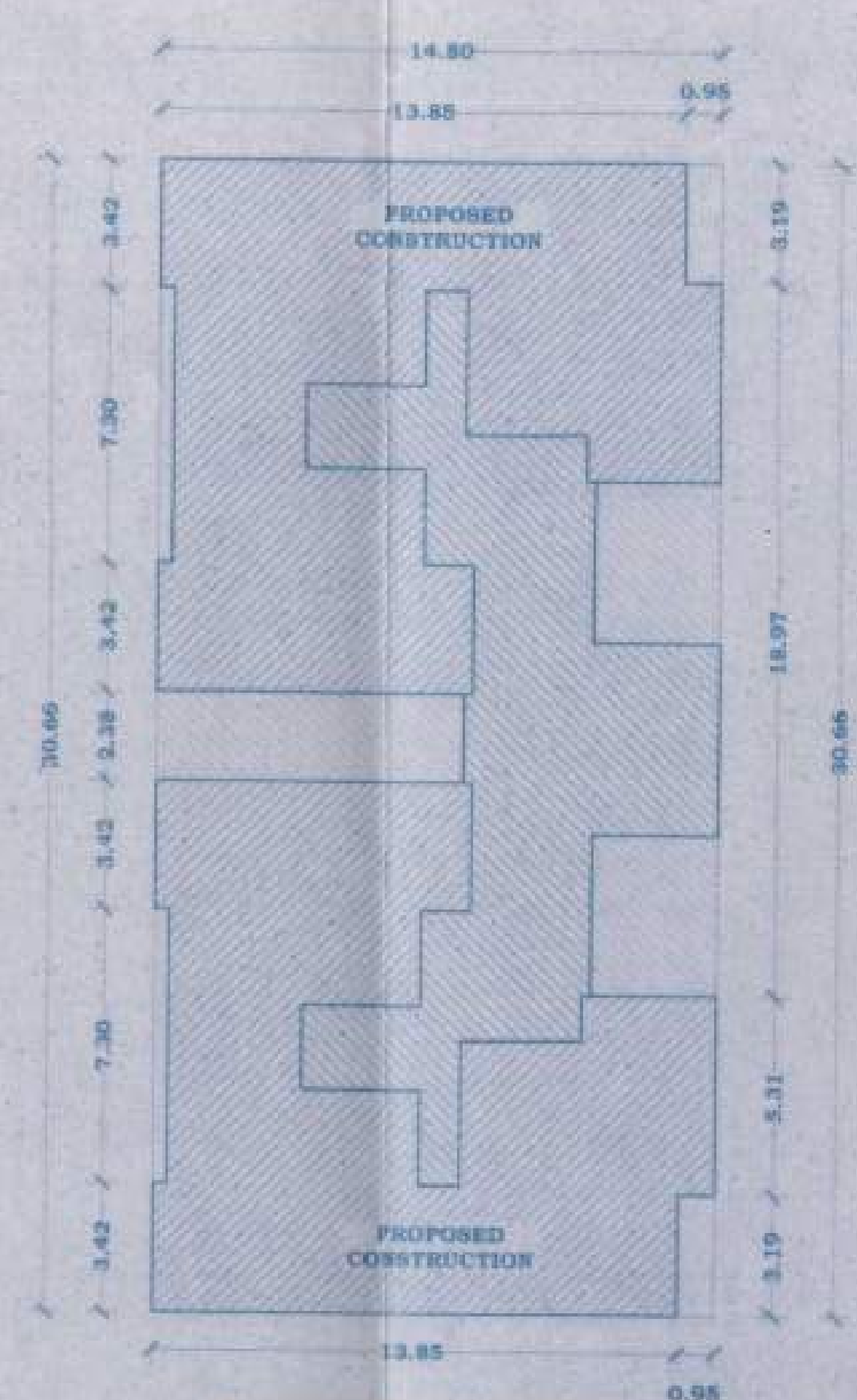
14.80
13.85
PROPOSED CONSTRUCTION
PROPOSED CONSTRUCTION
30.66

BUILT UP AREA DIAGRAM
FIRST, SECOND & THIRD FLOOR PLAN
SCALE 1:200

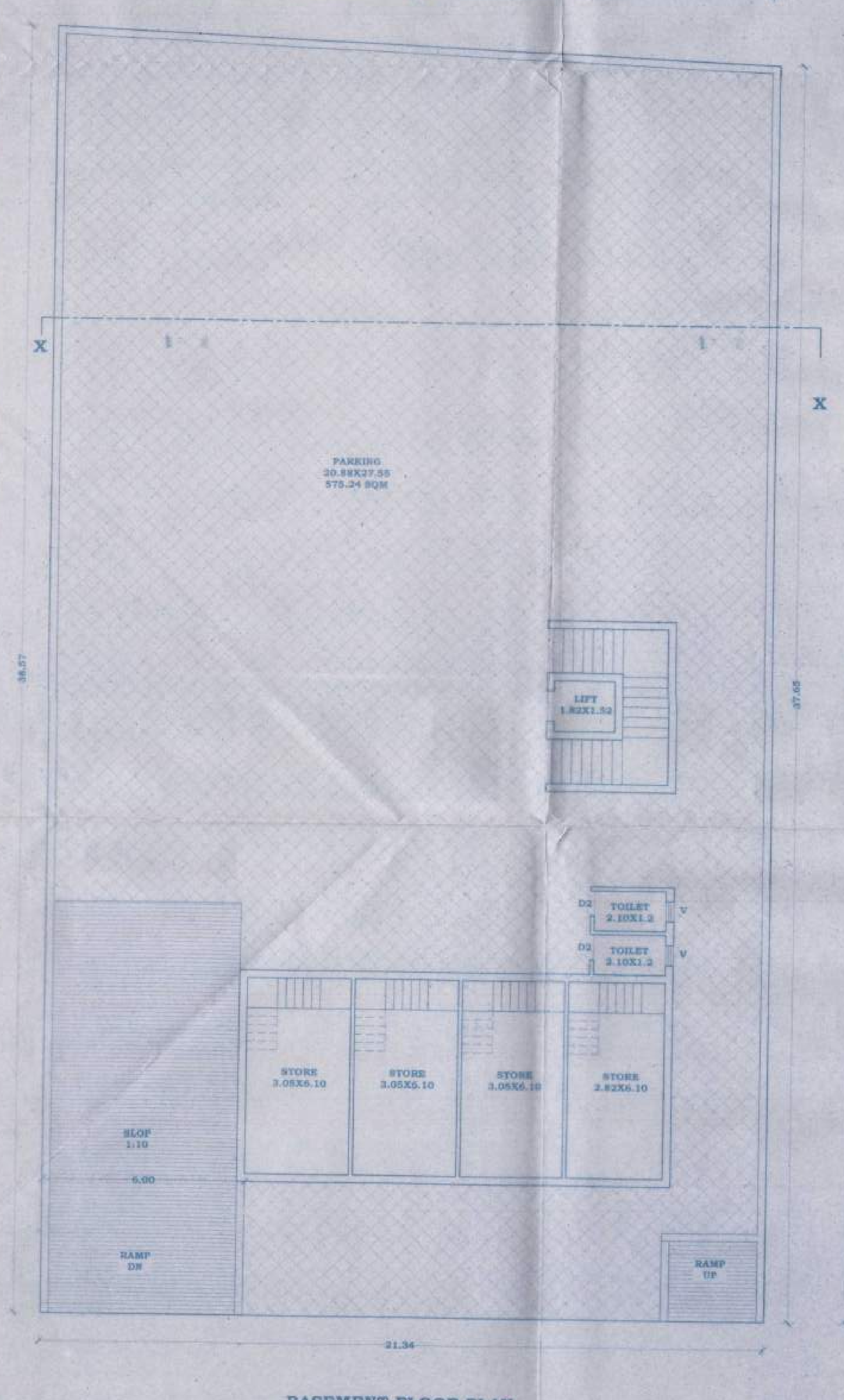
PARKING
20.88X27.55
575.24 SQM
LIFT
1.82X1.52
TOILET
2.10X1.2
TOILET
2.10X1.2
STORE
3.05X6.10
STORE
3.05X6.10
STORE
3.05X6.10
STORE
2.82X6.10
SLOP
1:10
RAMP
DN
RAMP
UP
21.34

BASEMENT FLOOR PLAN
SCALE 1:100

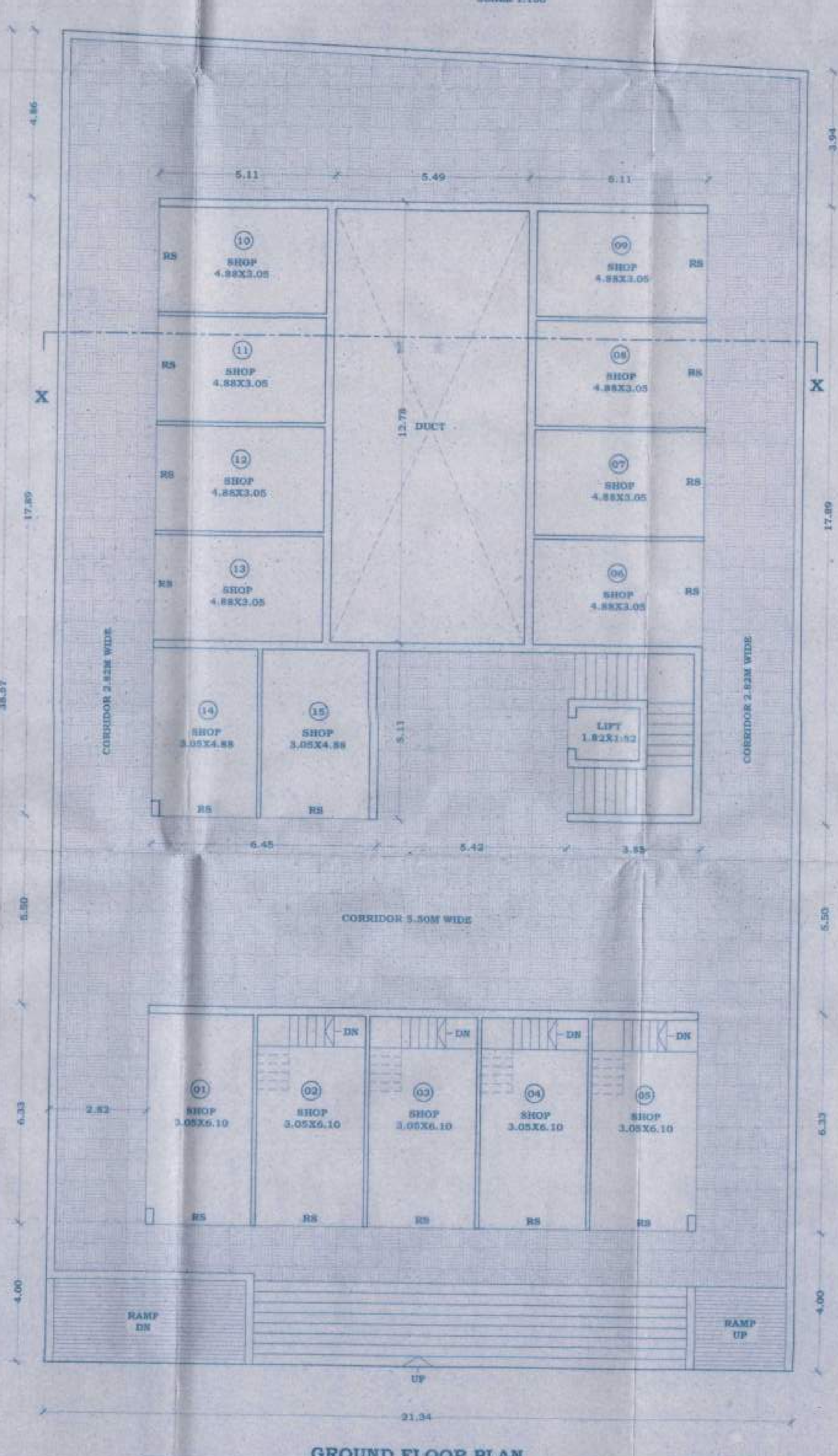
SHOP
4.88X3.05
DUCT
LIFT
1.82X1.52
SHOP
3.05X4.88
CORRIDOR 2.82M WIDE
CORRIDOR 5.50M WIDE
SHOP
3.05X6.10
RS
RAMP
DN
RAMP
UP
UP
21.34

GROUND FLOOR PLAN
SCALE 1:100

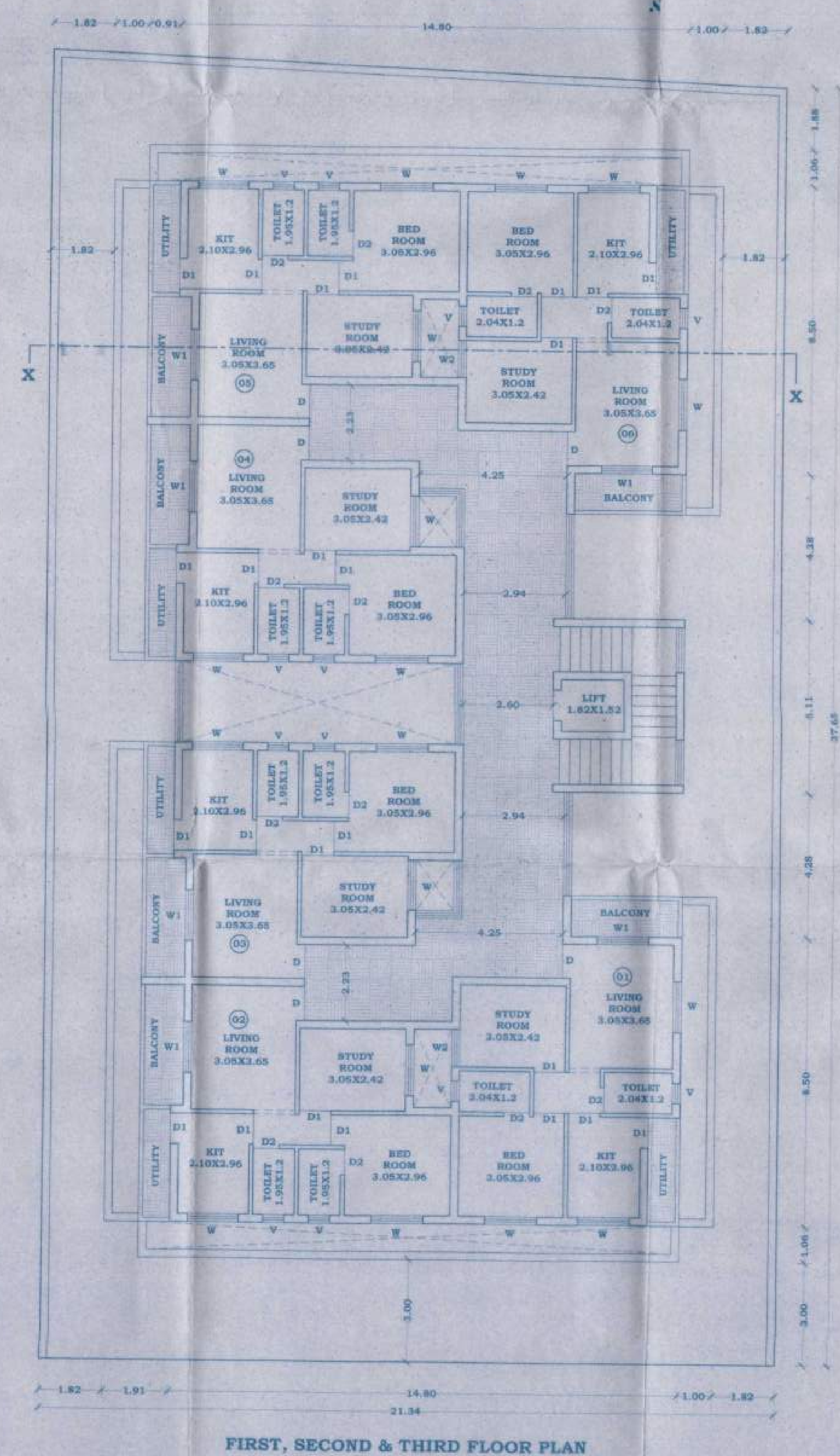
UTILITY
KIT
2.10X2.96
TOILET
1.95X1.2
BED ROOM
3.05X2.96
STUDY ROOM
3.05X2.42
LIVING ROOM
3.05X3.65
BALCONY
LIFT
1.82X1.52
TOILET
2.04X1.2
14.80
21.34

FIRST, SECOND & THIRD FLOOR PLAN
SCALE 1:100

6.86
0.23
2.10
0.23
4.07
0.23

PLAN
SEPTIC TANK
SCALE 1:100

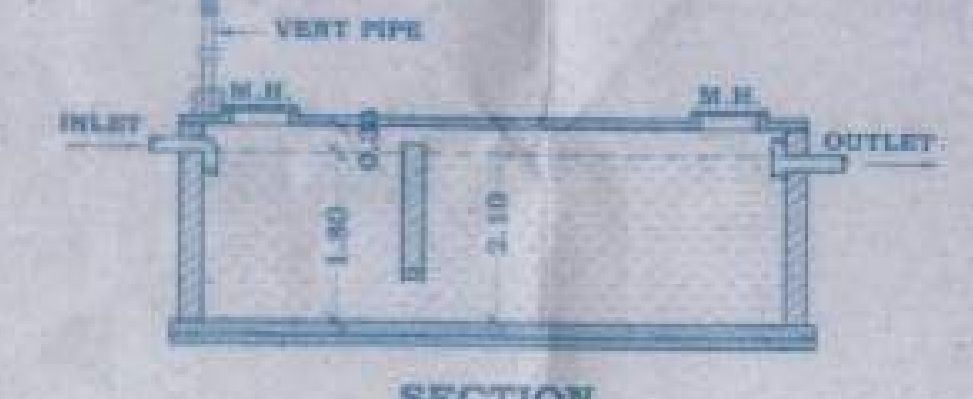
VENT PIPE
INLET
M.H.
M.H.
OUTLET
1.80
2.10

SECTION
SEPTIC TANK
SCALE 1:100

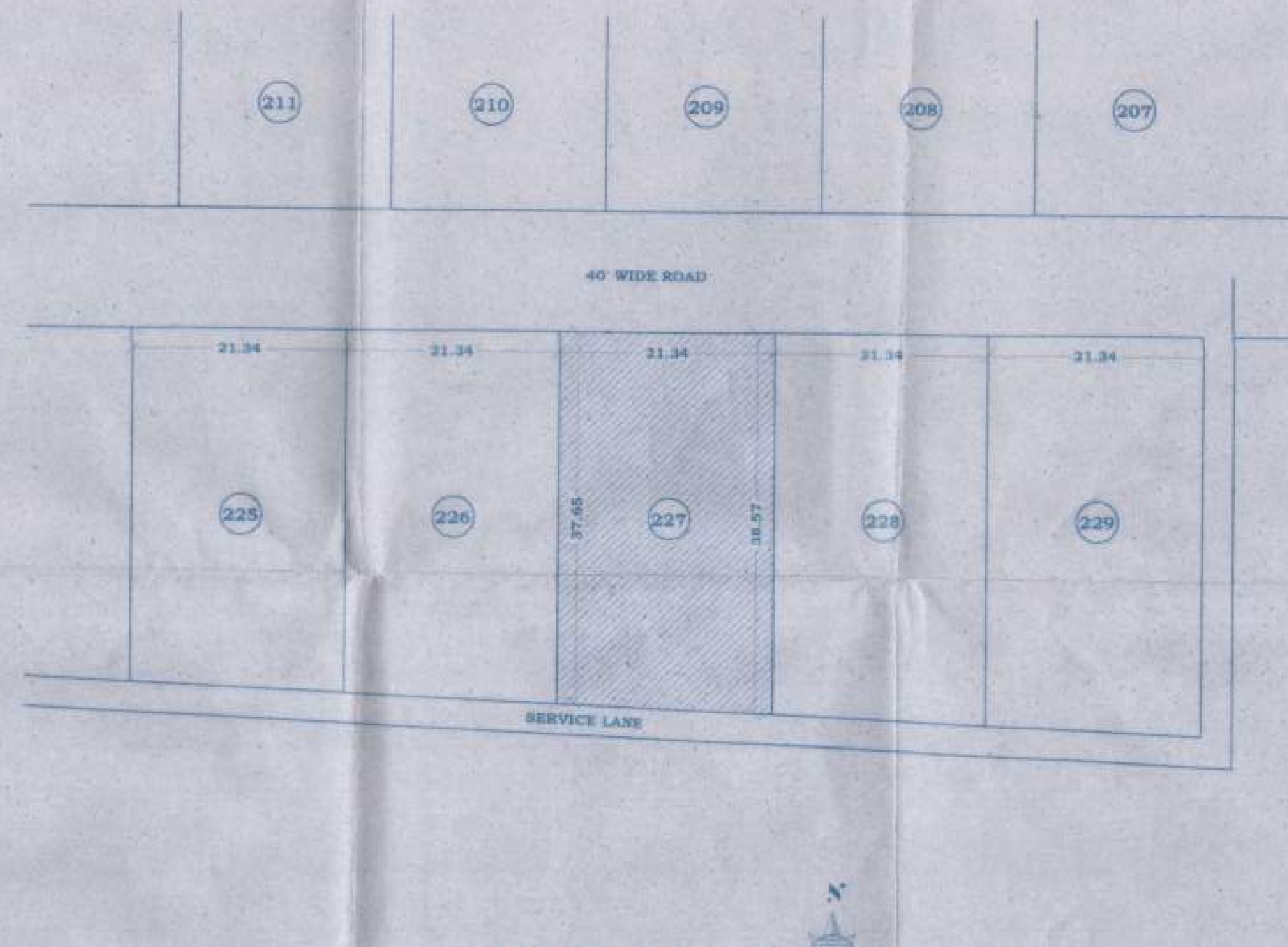
211
210
209
208
207
40' WIDE ROAD
21.34
21.34
21.34
21.34
21.34
225
226
227
228
229
37.65
38.57
SERVICE LANE

LOCATION PLAN
SCALE 1:500

PLOT AREA-			
	=	812.9	SQM
BUILT UP AREA CALCULATION			
GROUND FLOOR			
BUILT UP AREA	=	254.10	SQM
FIRST FLOOR			
BUILT UP AREA	=	240.30	SQM
SECOND FLOOR			
BUILT UP AREA	=	240.30	SQM
THIRD FLOOR			
BUILT UP AREA	=	240.30	SQM
TOTAL BUILT UP AREA	=	975.00	SQM
F.S.I. CONSUMED	=	1.199	
TOTAL PARKING AREA	=	575.24	SQM

PLAN SHOWING CONSTRUCTION OF APPARTEMNT FOR SHRI. PRABHAKAR NIVRUTTI DESHMUKH ON PLOT NO. 227, SR. NO. 188/3, T.P. SCHEME NO. I, AT MALKAPUR, DIST. BULDANA

FLOOR	FLAT NO	BUILT UP AREA	BALCONY AREA	ADD FOR COMMON AREA	ADD FOR PARKING	SUPER BUILT UP AREA
		IN SQM	IN SQM	IN SQM	IN SQM	IN SQM
FIRST FLOOR	101	40.05	15.55	14.78	14.10	84.48
	102	40.05	15.55	14.78	14.10	84.48
	103	40.05	15.55	14.78	14.10	84.48
	104	40.05	15.55	14.78	14.10	84.48
	105	40.05	15.55	14.78	14.10	84.48
	106	40.05	15.55	14.78	14.10	84.48
TOTAL		240.30				
SECOND FLOOR	201	40.05	15.55	14.78	14.10	84.48
	202	40.05	15.55	14.78	14.10	84.48
	203	40.05	15.55	14.78	14.10	84.48
	204	40.05	15.55	14.78	14.10	84.48
	205	40.05	15.55	14.78	14.10	84.48
	206	40.05	15.55	14.78	14.10	84.48
TOTAL		240.30				
THIRD FLOOR	301	40.05	15.55	14.78	14.10	84.48
	302	40.05	15.55	14.78	14.10	84.48
	303	40.05	15.55	14.78	14.10	84.48
	304	40.05	15.55	14.78	14.10	84.48
	305	40.05	15.55	14.78	14.10	84.48
	306	40.05	15.55	14.78	14.10	84.48
TOTAL		240.30				

SCHEDULE OF OPENING

	SIZE			DISCRIPTION
RS	3.05	X	2.40	ROLLIN SHUTTER
D	1.00	X	2.10	T. W. DOOR FRAME WITH FULLY PANNEL T. W. SHUTTER
D2	0.90	X	2.10	C. C. FRAME WITH FLUSH DOOR SHUTTER
D1	0.75	X	2.10	C. C. FRAME WITH F.R.P. SHUTTER
W	1.50	X	1.20	3 TRACK ALUMINIUM WINDOW
W1	1.50	X	2.10	3 TRACK ALUMINIUM WINDOW
V	0.60	X	0.90	ALUMINIUM VENTILATOR

ENGINEER

Arch. Jayant R. Sonune
B Arch A.I.I.A.
CA/95/18967
M/S. Vastu Shilp
Proprietor
Buldana.

OWNER

प्र.नि. देशमुख

APPROVAL AUTHORITY

Approved as per Condition
shown in Permission
No. मनपु/बांध/16/16-17 Date 20/5/17 15/05/2017

Municipal Engineer
Municipal Council, Malkapur.

Chief Officer
M. C. Malkapur.